

QUARTERLY STATEMENT

AS OF MARCH 31, 2012

OF THE CONDITION AND AFFAIRS OF

THE STANDARD FIRE INSURANCE COMPANY

NAIC Group Code **3548** **3548** NAIC Company Code **19070** Employer's ID Number **06-6033509**
(Current Period) (Prior Period)

Organized under the Laws of Connecticut, State of Domicile or Port of Entry Connecticut,
Country of Domicile US

INCORPORATED/ORGANIZED, JULY 6, 1905 COMMENCED BUSINESS, MARCH 26, 1910

Statutory Home Office: **One Tower Square, Hartford, CT 06183**
Main Administrative Office: **One Tower Square, Hartford, CT 06183 (860) 277-0111**
Mail Address: **One Tower Square, Hartford, CT 06183**
Primary Location of Books and Records: **One Tower Square, Hartford, CT 06183 (860) 277-0111**
Internet Website Address: **www.travelers.com**
Statutory Statement Contact: **Michael J. Doody (860) 277-3966**
Annual.Statement.Contact@travelers.com (860) 277-7002
(E-Mail Address) (Fax Number)

OFFICERS

Name	Title	Name	Title
1. BRIAN WILLIAM MacLEAN ...	Chairman, President & Chief Executive Officer	MADELYN JOSEPH LANKTON	Executive Vice President & Chief Information Officer
2. JAY STEVEN BENET	Vice Chairman & Chief Financial Officer	MARIA OLIVO	Executive Vice President, Strategic Development & Treasurer
3. CHARLES JOSEPH CLARKE	Vice Chairman	KENNETH FRANKLIN SPENCE, III	Executive Vice President & General Counsel
4. WILLIAM HERBERT HEYMAN	Vice Chairman & Chief Investment Officer	GREGORY CHESHIRE TOCZYDLOWSKI	Executive Vice President, Personal Insurance
5. ALAN DAVID SCHNITZER	Vice Chairman & Chief Legal Officer	DOUGLAS KEITH BELL	Senior Vice President, Accounting Policy
6. # DOREEN SPADORCIA *	Vice Chairman	DOUGLAS KENNETH RUSSELL	Senior Vice President & Corporate Controller
7. ANDY FRANCIS BESSETTE	Executive Vice President & Chief Administrative Officer	SCOTT WILLIAM RYNDA	Senior Vice President, Corporate Tax
8. JOHN PATRICK CLIFFORD, JR.	Executive Vice President, Human Resources	WENDY CONSTANCE SKJERVEN	Associate Group General Counsel, Corporate & Corporate Secretary
9. WILLIAM EUGENE CUNNINGHAM, JR.	Executive Vice President, Business Insurance	SMITESH DAVÉ	Vice President & Chief Corporate Actuary
10. WILLIAM PATRICK HANNON	Executive Vice President, Enterprise Risk Management & Business Conduct Officer		


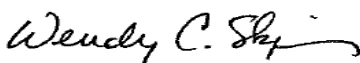
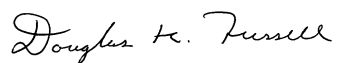
DIRECTORS

JAY STEVEN BENET BRIAN WILLIAM MacLEAN KENNETH FRANKLIN SPENCE, III
WILLIAM HERBERT HEYMAN DOREEN SPADORCIA GREGORY CHESHIRE TOCZYDLOWSKI

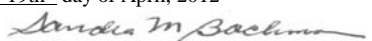
* Effective April 11, 2012

STATE OF CONNECTICUT }
COUNTY OF HARTFORD } ss:

The officers of this reporting entity being duly sworn, each depose and say that they are the described officers of said reporting entity, and that on the reporting period stated above, all of the herein described assets were the absolute property of the said reporting entity, free and clear from any liens or claims thereon, except as herein stated, and that this statement, together with related exhibits, schedules and explanations therein contained, annexed or referred to, is a full and true statement of all the assets and liabilities and of the condition and affairs of the said reporting entity as of the reporting period stated above, and of its income and deductions therefrom for the period ended, and have been completed in accordance with the NAIC Annual Statement Instructions and Accounting Practices and Procedures manual except to the extent that: (1) state law may differ; or, (2) that state rules or regulations require differences in reporting not related to accounting practices and procedures, according to the best of their information, knowledge and belief, respectively. Furthermore, the scope of this attestation by the described officers also includes the related corresponding electronic filing with the NAIC, when required, that is an exact copy (except for formatting differences due to electronic filing) of the enclosed statement. The electronic filing may be requested by various regulators in lieu of or in addition to the enclosed statement.

		
_____ Brian W. MacLean	_____ Wendy C. Skjerven	_____ Douglas K. Russell
_____ President	_____ Secretary	_____ Controller

Subscribed and sworn to before me this

19th day of April, 2012


Sandra M. Bachman
Notary Public
My Commission Expires September 30, 2012



a. Is this an original filing? Yes No
b. If no: 1. State the amendment number _____
2. Date filed _____
3. Number of pages attached _____

THE STANDARD FIRE INSURANCE COMPANY

ASSETS

	Current Statement Date			4 December 31 Prior Year Net Admitted Assets
	1 Assets	2 Nonadmitted Assets	3 Net Admitted Assets (Cols. 1 - 2)	
1. Bonds.....	2,255,712,374	0	2,255,712,374	2,212,995,264
2. Stocks:				
2.1 Preferred stocks.....	634,920	0	634,920	621,184
2.2 Common stocks.....	482,430,672	0	482,430,672	467,508,085
3. Mortgage loans on real estate:				
3.1 First liens.....	0	0	0	0
3.2 Other than first liens.....	0	0	0	0
4. Real estate:				
4.1 Properties occupied by the company (less \$.....0 encumbrances).....	4,179,268	0	4,179,268	4,251,017
4.2 Properties held for the production of income (less \$.....0 encumbrances).....	0	0	0	0
4.3 Properties held for sale (less \$.....0 encumbrances).....	0	0	0	0
5. Cash (\$.....100,000), cash equivalents (\$.....0) and short-term investments (\$.....17,180,574).....	17,280,574	0	17,280,574	16,597,736
6. Contract loans (including \$.....0 premium notes).....	0	0	0	0
7. Derivatives.....	0	0	0	0
8. Other invested assets.....	189,930,300	5,023,207	184,907,093	196,075,424
9. Receivables for securities.....	0	0	0	5,000,000
10. Securities lending reinvested collateral assets.....	4,127,151	0	4,127,151	4,836,708
11. Aggregate write-ins for invested assets.....	0	0	0	0
12. Subtotals, cash and invested assets (Lines 1 to 11).....	2,954,295,259	5,023,207	2,949,272,052	2,907,885,418
13. Title plants less \$.....0 charged off (for Title insurers only).....	0	0	0	0
14. Investment income due and accrued.....	27,538,893	0	27,538,893	28,461,896
15. Premiums and considerations:				
15.1 Uncollected premiums and agents' balances in the course of collection.....	54,696,841	7,713,223	46,983,618	46,137,220
15.2 Deferred premiums, agents' balances and installments booked but deferred and not yet due (including \$.....3,282,189 earned but unbilled premiums).....	195,627,317	1,526,661	194,100,656	183,955,000
15.3 Accrued retrospective premiums.....	8,380,848	153,094	8,227,755	9,011,034
16. Reinsurance:				
16.1 Amounts recoverable from reinsurers.....	77,057,921	0	77,057,921	81,193,966
16.2 Funds held by or deposited with reinsured companies.....	0	0	0	0
16.3 Other amounts receivable under reinsurance contracts.....	0	0	0	0
17. Amounts receivable relating to uninsured plans.....	0	0	0	0
18.1 Current federal and foreign income tax recoverable and interest thereon.....	0	0	0	13,335,342
18.2 Net deferred tax asset.....	106,146,150	38,601,106	67,545,044	68,496,615
19. Guaranty funds receivable or on deposit.....	617,584	0	617,584	550,208
20. Electronic data processing equipment and software.....	12,746,022	0	12,746,022	12,390,851
21. Furniture and equipment, including health care delivery assets (\$.....0).....	317,859	317,859	0	0
22. Net adjustment in assets and liabilities due to foreign exchange rates.....	0	0	0	0
23. Receivables from parent, subsidiaries and affiliates.....	10,326,657	0	10,326,657	7,315,881
24. Health care (\$.....0) and other amounts receivable.....	0	0	0	0
25. Aggregate write-ins for other than invested assets.....	15,555,565	1,074,607	14,480,958	15,275,701
26. Total assets excluding Separate Accounts, Segregated Accounts and Protected Cell Accounts (Lines 12 through 25).....	3,463,306,919	54,409,759	3,408,897,160	3,374,009,131
27. From Separate Accounts, Segregated Accounts and Protected Cell Accounts.....	0	0	0	0
28. Total (Lines 26 and 27).....	3,463,306,919	54,409,759	3,408,897,160	3,374,009,131

DETAILS OF WRITE-INS

1101.....	0	0	0	0
1102.....	0	0	0	0
1103.....	0	0	0	0
1198. Summary of remaining write-ins for Line 11 from overflow page.....	0	0	0	0
1199. Totals (Lines 1101 thru 1103 plus 1198) (Line 11 above).....	0	0	0	0
2501. Equities and deposits in pools and associations.....	4,889,231	0	4,889,231	6,019,388
2502. Other assets tri-party/tax credit bonds.....	4,671,316	0	4,671,316	4,590,275
2503. Amounts receivable under high deductible policies.....	3,048,181	524,737	2,523,443	2,371,833
2598. Summary of remaining write-ins for Line 25 from overflow page.....	2,946,837	549,870	2,396,967	2,294,204
2599. Totals (Lines 2501 thru 2503 plus 2598) (Line 25 above).....	15,555,565	1,074,607	14,480,958	15,275,701

LIABILITIES, SURPLUS AND OTHER FUNDS

	1 Current Statement Date	2 December 31 Prior Year
1. Losses (current accident year \$....100,929,216).....	1,440,328,800	1,440,340,979
2. Reinsurance payable on paid losses and loss adjustment expenses.....	50,679,482	56,366,603
3. Loss adjustment expenses.....	319,802,892	323,211,632
4. Commissions payable, contingent commissions and other similar charges.....	14,475,545	26,235,282
5. Other expenses (excluding taxes, licenses and fees).....	18,203,981	23,060,946
6. Taxes, licenses and fees (excluding federal and foreign income taxes).....	17,806,979	17,593,233
7.1 Current federal and foreign income taxes (including \$....(64,921,876) on realized capital gains (losses)).....	1,925,501	0
7.2 Net deferred tax liability.....	0	0
8. Borrowed money \$.....0 and interest thereon \$.....0.....	0	0
9. Unearned premiums (after deducting unearned premiums for ceded reinsurance of \$....757,253,520 and including warranty reserves of \$.....0 and accrued accident and health experience rating refunds including \$.....0 for medical loss ratio rebate per the Public Health Service Act.....	415,558,479	412,603,803
10. Advance premium.....	0	0
11. Dividends declared and unpaid:		
11.1 Stockholders.....	0	0
11.2 Policyholders.....	2,429,556	2,237,901
12. Ceded reinsurance premiums payable (net of ceding commissions).....	56,976,364	53,036,244
13. Funds held by company under reinsurance treaties.....	0	0
14. Amounts withheld or retained by company for account of others.....	8,465,740	6,837,239
15. Remittances and items not allocated.....	(1,343,375)	(19,861)
16. Provision for reinsurance.....	0	0
17. Net adjustments in assets and liabilities due to foreign exchange rates.....	0	0
18. Drafts outstanding.....	0	0
19. Payable to parent, subsidiaries and affiliates.....	0	0
20. Derivatives.....	0	0
21. Payable for securities.....	2,475,000	1,047,660
22. Payable for securities lending.....	4,127,151	4,836,708
23. Liability for amounts held under uninsured plans.....	0	0
24. Capital notes \$.....0 and interest thereon \$.....0.....	0	0
25. Aggregate write-ins for liabilities.....	(5,037,267)	(3,245,480)
26. Total liabilities excluding protected cell liabilities (Lines 1 through 25).....	2,346,874,828	2,364,142,888
27. Protected cell liabilities.....	0	0
28. Total liabilities (Lines 26 and 27).....	2,346,874,828	2,364,142,888
29. Aggregate write-ins for special surplus funds.....	4,964,930	24,759,280
30. Common capital stock.....	5,000,000	5,000,000
31. Preferred capital stock.....	0	0
32. Aggregate write-ins for other than special surplus funds.....	0	0
33. Surplus notes.....	0	0
34. Gross paid in and contributed surplus.....	623,472,070	623,472,070
35. Unassigned funds (surplus).....	428,585,331	356,634,893
36. Less treasury stock, at cost:		
36.10.000 shares common (value included in Line 30 \$.....0).....	0	0
36.20.000 shares preferred (value included in Line 31 \$.....0).....	0	0
37. Surplus as regards policyholders (Lines 29 to 35, less 36).....	1,062,022,331	1,009,866,243
38. Totals.....	3,408,897,160	3,374,009,131

DETAILS OF WRITE-INS

2501. Retroactive reinsurance reserve assumed.....	109,913	110,092
2502. Other liabilities tri-party/tax credit bonds.....	0	1,978,689
2503. Retroactive reinsurance reserve ceded.....	(5,147,180)	(5,334,262)
2598. Summary of remaining write-ins for Line 25 from overflow page.....	0	0
2599. Totals (Lines 2501 thru 2503 plus 2598) (Line 25 above).....	(5,037,267)	(3,245,480)
2901. Special surplus from retroactive reinsurance.....	4,964,930	5,082,753
2902. Special surplus for deferred taxes.....	0	19,676,527
2903.	0	0
2998. Summary of remaining write-ins for Line 29 from overflow page.....	0	0
2999. Totals (Lines 2901 thru 2903 plus 2998) (Line 29 above).....	4,964,930	24,759,280
3201.	0	0
3202.	0	0
3203.	0	0
3298. Summary of remaining write-ins for Line 32 from overflow page.....	0	0
3299. Totals (Lines 3201 thru 3203 plus 3298) (Line 32 above).....	0	0

THE STANDARD FIRE INSURANCE COMPANY STATEMENT OF INCOME

	1 Current Year to Date	2 Prior Year to Date	3 Prior Year Ended December 31
UNDERWRITING INCOME			
1. Premiums earned:			
1.1 Direct..... (written \$....308,944,367).....	351,873,744	354,186,453	1,429,142,679
1.2 Assumed..... (written \$....305,268,391).....	299,475,157	290,043,734	1,188,782,205
1.3 Ceded..... (written \$....379,863,303).....	418,989,230	421,148,156	1,699,374,032
1.4 Net..... (written \$....234,349,455).....	232,359,670	223,082,031	918,550,852
DEDUCTIONS:			
2. Losses incurred (current accident year \$....129,840,818):			
2.1 Direct.....	180,932,021	104,188,188	1,141,994,454
2.2 Assumed.....	158,216,352	155,181,582	769,214,519
2.3 Ceded.....	219,456,710	143,044,333	1,315,131,136
2.4 Net.....	119,691,662	116,325,438	596,077,838
3. Loss adjustment expenses incurred.....	25,792,183	24,452,284	110,081,147
4. Other underwriting expenses incurred.....	72,755,878	72,359,962	291,496,192
5. Aggregate write-ins for underwriting deductions.....	0	0	0
6. Total underwriting deductions (Lines 2 through 5).....	218,239,723	213,137,684	997,655,177
7. Net income of protected cells.....	0	0	0
8. Net underwriting gain (loss) (Line 1 minus Line 6 + Line 7).....	14,119,947	9,944,347	(79,104,325)
INVESTMENT INCOME			
9. Net investment income earned.....	28,395,749	27,682,460	164,374,091
10. Net realized capital gains (losses) less capital gains tax of \$....69,782.....	393,563	(523,442)	4,609,433
11. Net investment gain (loss) (Lines 9 + 10).....	28,789,312	27,159,018	168,983,524
OTHER INCOME			
12. Net gain or (loss) from agents' or premium balances charged off (amount recovered \$....(446,235) amount charged off \$....61,013).....	(507,247)	(988,876)	(2,835,544)
13. Finance and service charges not included in premiums.....	1,153,743	1,122,830	4,412,142
14. Aggregate write-ins for miscellaneous income.....	(384,582)	(384,273)	(2,096,325)
15. Total other income (Lines 12 through 14).....	261,913	(250,319)	(519,727)
16. Net income before dividends to policyholders, after capital gains tax and before all other federal and foreign income taxes (Lines 8 + 11 + 15).....	43,171,172	36,853,047	89,359,471
17. Dividends to policyholders.....	525,670	352,058	1,686,690
18. Net income after dividends to policyholders, after capital gains tax and before all other federal and foreign income taxes (Line 16 minus Line 17).....	42,645,502	36,500,989	87,672,781
19. Federal and foreign income taxes incurred.....	8,744,253	7,750,980	(6,959,019)
20. Net income (Line 18 minus Line 19) (to Line 22).....	33,901,250	28,750,009	94,631,800
CAPITAL AND SURPLUS ACCOUNT			
21. Surplus as regards policyholders, December 31 prior year.....	1,009,866,243	1,192,814,721	1,192,814,721
22. Net income (from Line 20).....	33,901,250	28,750,009	94,631,800
23. Net transfers (to) from Protected Cell accounts.....	0	0	0
24. Change in net unrealized capital gains or (losses) less capital gains tax of \$....423,082.....	19,881,412	20,576,685	(44,030,754)
25. Change in net unrealized foreign exchange capital gain (loss).....	0	0	0
26. Change in net deferred income tax.....	(1,877,297)	6,649,814	2,355,410
27. Change in nonadmitted assets.....	1,548,918	(24,348,140)	(3,384,905)
28. Change in provision for reinsurance.....	0	0	0
29. Change in surplus notes.....	0	0	0
30. Surplus (contributed to) withdrawn from protected cells.....	0	0	0
31. Cumulative effect of changes in accounting principles.....	(1,298,194)	0	0
32. Capital changes:			
32.1 Paid in.....	0	0	0
32.2 Transferred from surplus (Stock Dividend).....	0	0	0
32.3 Transferred to surplus.....	0	0	0
33. Surplus adjustments:			
33.1 Paid in.....	0	0	0
33.2 Transferred to capital (Stock Dividend).....	0	0	0
33.3 Transferred from capital.....	0	0	0
34. Net remittances from or (to) Home Office.....	0	0	0
35. Dividends to stockholders.....	0	0	(235,000,000)
36. Change in treasury stock.....	0	0	0
37. Aggregate write-ins for gains and losses in surplus.....	0	(303,183)	2,479,970
38. Change in surplus as regards policyholders (Lines 22 through 37).....	52,156,089	31,325,186	(182,948,478)
39. Surplus as regards policyholders, as of statement date (Lines 21 plus 38).....	1,062,022,331	1,224,139,907	1,009,866,243
DETAILS OF WRITE-INS			
0501.	0	0	0
0502.	0	0	0
0503.	0	0	0
0598. Summary of remaining write-ins for Line 5 from overflow page.....	0	0	0
0599. Totals (Lines 0501 thru 0503 plus 0598) (Line 5 above).....	0	0	0
1401. Other assets tri-party/tax credit bond income.....	81,042	32,739	147,820
1402. Fines and penalties of regulatory authorities.....	(4,545)	(1,686)	(41,256)
1403. Retroactive reinsurance gain/loss.....	(76,456)	(23,432)	(236,158)
1498. Summary of remaining write-ins for Line 14 from overflow page.....	(384,623)	(391,894)	(1,966,731)
1499. Totals (Lines 1401 thru 1403 plus 1498) (Line 14 above).....	(384,582)	(384,273)	(2,096,325)
3701. Change in special surplus from deferred taxes.....	0	(303,183)	2,479,970
3702. Prior period adjustment.....	0	0	0
3703.	0	0	0
3798. Summary of remaining write-ins for Line 37 from overflow page.....	0	0	0
3799. Totals (Lines 3701 thru 3703 plus 3798) (Line 37 above).....	0	(303,183)	2,479,970

THE STANDARD FIRE INSURANCE COMPANY

CASH FLOW

	1 Current Year to Date	2 Prior Year To Date	3 Prior Year Ended December 31
CASH FROM OPERATIONS			
1. Premiums collected net of reinsurance.....	229,187,059	234,007,145	912,908,298
2. Net investment income.....	32,118,874	32,086,046	179,644,095
3. Miscellaneous income.....	261,913	(250,319)	(519,727)
4. Total (Lines 1 through 3).....	261,567,846	265,842,872	1,092,032,666
5. Benefit and loss related payments.....	121,254,917	126,750,622	564,053,774
6. Net transfers to Separate Accounts, Segregated Accounts and Protected Cell Accounts.....	0	0	0
7. Commissions, expenses paid and aggregate write-ins for deductions.....	118,149,467	121,987,981	402,066,941
8. Dividends paid to policyholders.....	334,015	176,004	1,257,972
9. Federal and foreign income taxes paid (recovered) net of \$.... (516,636) tax on capital gains (losses).....	(6,446,808)	5,417,696	(2,552,395)
10. Total (Lines 5 through 9).....	233,291,591	254,332,302	964,826,291
11. Net cash from operations (Line 4 minus Line 10).....	28,276,255	11,510,569	127,206,375
CASH FROM INVESTMENTS			
12. Proceeds from investments sold, matured or repaid:			
12.1 Bonds.....	74,124,192	64,239,914	393,393,699
12.2 Stocks.....	801,667	14,645,428	14,662,042
12.3 Mortgage loans.....	0	0	0
12.4 Real estate.....	0	0	0
12.5 Other invested assets.....	22,624,111	4,593,489	17,783,202
12.6 Net gains or (losses) on cash, cash equivalents and short-term investments.....	0	0	0
12.7 Miscellaneous proceeds.....	7,136,897	8,014,747	1,516,292
12.8 Total investment proceeds (Lines 12.1 to 12.7).....	104,686,868	91,493,579	427,355,235
13. Cost of investments acquired (long-term only):			
13.1 Bonds.....	118,801,815	54,625,518	223,401,493
13.2 Stocks.....	0	0	561,416
13.3 Mortgage loans.....	0	0	0
13.4 Real estate.....	0	0	14,742
13.5 Other invested assets.....	7,320,963	51,107,795	120,758,405
13.6 Miscellaneous applications.....	0	5,907,740	8,952,340
13.7 Total investments acquired (Lines 13.1 to 13.6).....	126,122,778	111,641,053	353,688,397
14. Net increase (decrease) in contract loans and premium notes.....	0	0	0
15. Net cash from investments (Line 12.8 minus Line 13.7 and Line 14).....	(21,435,911)	(20,147,474)	73,666,838
CASH FROM FINANCING AND MISCELLANEOUS SOURCES			
16. Cash provided (applied):			
16.1 Surplus notes, capital notes.....	0	0	0
16.2 Capital and paid in surplus, less treasury stock.....	0	0	0
16.3 Borrowed funds.....	0	0	0
16.4 Net deposits on deposit-type contracts and other insurance liabilities.....	0	0	0
16.5 Dividends to stockholders.....	0	0	235,000,000
16.6 Other cash provided (applied).....	(6,157,506)	969,979	18,497,693
17. Net cash from financing and miscellaneous sources (Lines 16.1 through 16.4 minus Line 16.5 plus Line 16.6).....	(6,157,506)	969,979	(216,502,307)
RECONCILIATION OF CASH, CASH EQUIVALENTS AND SHORT-TERM INVESTMENTS			
18. Net change in cash, cash equivalents and short-term investments (Line 11 plus Line 15 plus Line 17).....	682,838	(7,666,926)	(15,629,094)
19. Cash, cash equivalents and short-term investments:			
19.1 Beginning of year.....	16,597,736	32,226,830	32,226,830
19.2 End of period (Line 18 plus Line 19.1).....	17,280,574	24,559,904	16,597,736
Note: Supplemental disclosures of cash flow information for non-cash transactions:			
20.0001 Dissolution of subsidiary.....	0	14,645,428	14,645,428
20.0002 Bonds converted to stock.....	0	0	544,607
20.0003 Stock distribution from limited partnership.....	0	0	16,810

NOTES TO FINANCIAL STATEMENTS

Note 1 - Summary of Significant Accounting Policies

A. Accounting Practices:

The Standard Fire Insurance Company (the Company) prepares its statutory financial statements in conformity with accounting practices prescribed or permitted by the State of Connecticut. The State of Connecticut requires that insurance companies domiciled in Connecticut prepare their statutory basis financial statements in accordance with the National Association of Insurance Commissioners (NAIC) *Accounting Practices and Procedures Manual*, subject to any deviations prescribed or permitted by the Connecticut Insurance Commissioner. The Company has not applied for and does not believe that it employs any statutory accounting practices that would be considered a permitted practice in its financial statements.

B. Use of Estimates in the Preparation of the Financial Statements:

No significant change.

C. Accounting Policy:

No significant change.

Note 2 - Accounting Changes and Corrections of Errors

- A. 1. The Company adopted SSAP No. 101, *Income Taxes, A Replacement of SSAP No. 10R and SSAP No. 10* (SSAP No. 101) effective January 1, 2012. SSAP No. 101 revises the guidance for current and deferred federal and foreign income taxes. The new guidance limits the admissibility of deferred tax assets (DTAs) based on an insurer's RBC and the ratio of its adjusted DTAs to adjusted capital and surplus. The guidance also rejects the GAAP guidance from Financial Interpretation No. 48: *Accounting for Uncertainty in Income Taxes, an interpretation of FASB Statement No. 109 (ASC 740 in codification)* and instead modifies SSAP No. 5R, *Liabilities, Contingencies and Impairments of Assets – Revised*, requiring that a "more likely than not" rather than a "probable" standard to be applied in determining federal and foreign income tax loss contingencies.

At adoption, the Company recorded a cumulative effect adjustment that resulted in an increase in its liability for current tax liabilities of \$1,298,194, and a corresponding decrease in unassigned funds (surplus) in accordance with SSAP No. 3, *Accounting Changes and Corrections of Errors*.

2. During the first quarter 2012, an error in the reporting for "Uncollected premiums and agents' balances in course of collection" and "Payable to parent, subsidiaries and affiliates" was detected. The error impacted the balance sheet only, resulting in an understated amount reported in agents' balances, offset by an overstated due from affiliates. In accordance with SSAP No. 3, *Accounting Changes and Corrections of Errors*, the Company corrected this error in the current statutory financial statement.

The error correction resulted in an additional \$2,514,135 reported in agents' balances in course of collection and payable to parent, subsidiaries and affiliates and did not impact net income or statutory surplus.

Note 3 - Business Combinations and Goodwill

No significant change.

Note 4 - Discontinued Operations

No significant change.

Note 5 - Investments

A. Mortgage Loans:

No significant change.

B. Debt Restructuring:

No significant change.

C. Reverse Mortgages:

No significant change.

D. Loan-Backed Securities:

The Company applies the retrospective method of revaluing loan-backed securities. The Company's loan-backed securities are revalued quarterly using actual and currently estimated future cash flows, including anticipated prepayments, with the original cost. For those securities where an other-than-temporary impairment has been recognized, the prospective method is utilized.

For collateralized mortgage obligations, asset-backed securities and pass-through certificates prepayment assumptions are adjusted periodically.

When unit prices published by the SVO were not available, the Company uses Interactive Data, as well as broker quotes in determining the fair value of its loan-backed securities.

The Company determines an other-than-temporary impairment by utilizing discounted cash flow modeling to determine the present value of the security and comparing the present value with the amortized cost of the security. If the amortized cost is greater than the present value of the expected cash flows, the difference is considered a credit loss and recognized in net realized investment gains (losses). The Company estimates the present value of the security by projecting future cash flows of the assets underlying the securitization, allocating the flows to the various tranches based on the structure of the securitization, and determining the present value of the cash flows using the effective yield of the security at the date of acquisition (or the most recent implied rate used to accrete the security if the implied rate has changed as a result of a previous impairment or changes in expected cash flows). The Company incorporates levels of delinquencies, defaults and severities as well as credit attributes of the remaining assets in the securitization, along with other economic data, to arrive at its best estimate of the parameters applied to the assets underlying the securitization.

For the three months ending March 31, 2012, the Company had no securities which changed from the retrospective to prospective valuation method.

NOTES TO FINANCIAL STATEMENTS

Loan-backed and structured securities with other-than-temporary impairments are as follows:

Cusip	Amortized cost basis before other-than- temporary impairment	Projected cash flow	Other-than- temporary impairment recognized in loss	Amortized cost basis after other- than-temporary impairment	Fair value	Impairment Quarter / Year
66987XCD5	\$ 167,429	\$ 160,690	\$ 6,739	\$ 160,690	\$ 125,183	Q4 – 2009
66987XCD5	133,209	131,463	1,746	131,463	127,394	Q2 – 2011
126671R32	8,595,404	8,590,098	5,306	8,590,098	8,647,713	Q2 – 2011
66987XCD5	129,107	121,722	7,386	121,722	120,858	Q3 – 2011
126671R32	7,967,932	7,966,717	1,215	7,966,717	7,903,828	Q3 – 2011

The gross unrealized investment losses and related fair value for impaired securities for which an other-than-temporary impairment has not been recognized as a realized loss were as follows:

at March 31, 2012	<u>Less than 12 months</u>		<u>12 months or longer</u>		<u>Total</u>	
	Fair Value	Gross Unrealized Losses	Fair Value	Gross Unrealized Losses	Fair Value	Gross Unrealized Losses
Loan-backed securities	\$ 56,146	\$ 3,736	\$ 992	\$ 127	\$ 57,138	\$ 3,863
Structured securities	10,038,018	61,895	113,362	84	10,151,379	61,979

E. Repurchase Agreements:

No significant change.

F. Real Estate:

No significant change.

G. Investments in Low-Income Housing Tax Credits (LIHTC):

No significant change.

Note 6 - Joint Ventures, Partnerships and Limited Liability Companies

No significant change.

Note 7 - Investment Income

No significant change.

Note 8 - Derivative Instruments

No significant change.

Note 9 - Income Taxes

No significant change.

Note 10 - Information Concerning Parent, Subsidiaries, Affiliates and Other Related Parties

No significant change.

Note 11- Debt

No significant change.

Note 12 - Retirement Plans, Deferred Compensation, Postemployment Benefits and Compensated Absences and Other Postretirement Benefit Plans

No significant change.

Note 13 - Capital and Surplus, Shareholders' Dividend Restrictions and Quasi-Reorganizations

No significant change.

Note 14 - Contingencies

No significant change.

Note 15 - Leases

No significant change.

Note 16 - Information About Financial Instruments With Off-Balance Sheet Risk and Financial Instruments With Concentrations of Credit Risk

No significant change.

NOTES TO FINANCIAL STATEMENTS

Note 17 - Sale, Transfer and Servicing of Financial Assets and Extinguishments of Liabilities

A. Transfers of Receivables Reported as Sales:

No significant change.

B. Transfer and Servicing of Financial Assets:

No significant change.

C. Wash Sales:

Not applicable.

Note 18 - Gain or Loss to the Reporting Entity from Uninsured Plans and the Uninsured Portion of Partially Insured Plans

No significant change.

Note 19 - Direct Premium Written/Produced by Managing General Agents/Third Party Administrators

No significant change.

Note 20 – Fair Value Measurements

The estimates of fair value for financial assets are based on the framework established in the fair value accounting guidance. The framework is based on the inputs used in valuation, gives the highest priority to quoted prices in active markets, and requires that observable inputs be used in the valuations when available. The disclosure of fair value estimates in the fair value accounting guidance hierarchy is based on whether the significant inputs into the valuation are observable. In determining the level of the hierarchy in which the estimate is disclosed, the highest priority is given to unadjusted quoted prices in active markets and the lowest priority to unobservable inputs that reflect the Company's significant market assumptions. The three levels of the hierarchy are as follows:

- Level 1 - Unadjusted quoted market prices for identical assets or liabilities in active markets that the Company has the ability to access.
- Level 2 - Quoted prices for similar assets or liabilities in active markets; quoted prices for identical or similar assets or liabilities in inactive markets; or valuations based on models where the significant inputs are observable (e.g., interest rates, yield curves, prepayment speeds, default rates, loss severities, etc.) or can be corroborated by observable market data.
- Level 3 - Valuations based on models where significant inputs are not observable. The unobservable inputs reflect the Company's own assumptions about the inputs that market participants would use.

A.(1) Assets measured and reported at fair value as of March 31, 2012:

<u>Description</u>	<u>Level 1</u>	<u>Level 2</u>	<u>Level 3</u>	<u>Total</u>
Bonds				
Industrial and miscellaneous	\$ -	2,244,725	21,373,547	\$ 23,618,272
Preferred stock				
Non-redeemable preferred stock	634,920	-	-	634,920
Other than invested assets	-	-	-	-
Total assets at fair value	\$634,920	2,244,725	21,373,547	\$24,253,192

There were no significant transfers between level 1 and level 2.

(2) Assets measured and reported at fair value using significant unobservable inputs (level 3):

	Balance at 01/01/12	Transfers in level 3	Transfers out level 3	Total gains and (losses) included in net income	Total gains and (losses) included in surplus	Purchases and Issuances	Sales and Settlements	Balance at 3/31/12
Bonds	\$ 33,484,343	-	(12,442,599)	4,254	373,799	-	(46,250)	\$ 21,373,547
Total	\$ 33,484,343	-	(12,442,599)	4,254	373,799	-	(46,250)	\$ 21,373,547

(3) In accordance with SSAP No. 26, securities rated 3 or lower by the NAIC are carried at the lower of amortized cost or fair value. With fluctuations in the market value, the method of valuation may change from amortized cost to fair value or vice versa. These changes in the valuation method are captured in the transfers in or out of the level 3 hierarchy.

(4) Bonds and preferred stocks were carried at fair value under the lower of cost or market requirement. These securities were generally priced by the SVO or by a third party organization.

(5) Not applicable.

B. Not applicable.

NOTES TO FINANCIAL STATEMENTS

C. The following tables provide the aggregate fair value and reported aggregate admitted asset value by type of financial instrument; and the hierarchy level in which the fair values fall.

(At March 31, 2012)	Aggregate	Admitted	Level 1	Level 2	Level 3
<u>Description</u>	<u>fair value</u>	<u>assets</u>			
Short term bonds	\$ 17,180,574	17,180,574	10,238,119	6,208,129	\$ 734,326
Long term bonds	2,418,822,818	2,255,712,374	49,172,520	2,306,544,304	63,105,994
Preferred stock	634,920	634,920	634,920	-	-

(At December 31, 2011)	Aggregate	Admitted	Level 1	Level 2	Level 3
<u>Description</u>	<u>fair value</u>	<u>assets</u>			
Short term bonds	\$ 16,497,736	16,497,736	11,818,302	3,958,399	\$ 721,035
Long term bonds	2,372,925,713	2,212,995,264	49,486,730	2,271,040,429	52,398,554
Preferred stock	621,184	621,184	621,184	-	-
Common stock	696,652	696,652	696,652	-	-

D. Not applicable.

Note 21 – Other Items

No significant change.

Note 22 – Events Subsequent

No significant change.

Note 23 - Reinsurance

No significant change.

Note 24 – Retrospectively Rated Contracts & Contracts Subject to Redetermination

No significant change.

Note 25 – Change in Incurred Losses and Loss Adjustment Expenses

During the period from January 1, 2012 to March 31, 2012, the prior year-end total loss and loss adjustment expense reserves developed favorably by \$12,688,000, resulting from better than expected loss and DCC development primarily in the other liability – occurrence and special property lines, and from lower estimates for adjusting and other expenses, partially offset by loss and DCC deterioration primarily in the commercial auto liability line.

The improvement in the other liability – occurrence line was concentrated in the excess coverages for accident years 2004 - 2009 and reflected more favorable legal and judicial environments than the Company expected. The improvement in the special property line was concentrated in accident year 2010 and reflected higher than expected salvage and subrogation recoveries. The improvement in adjusting and other expense was driven by improvement in the underlying loss and DCC reserves and by the allocation of adjusting and other expense reserves by year as disclosed in the Schedule P Interrogatories of the Company.

The deterioration in the commercial auto liability line was driven by worse than expected frequency and severity for the 2011 accident year. This accounted for approximately 35% of the overall unfavorable development for accident year 2011, which was partially offset by improvement in the commercial auto physical damage line for the 2011 accident year. The remaining accident year 2011 unfavorable development is attributable to smaller changes for various lines resulting from some large loss activity that occurred late in 2011 as well as routine refinements of IBNR by accident year.

The remaining changes are generally the result of ongoing analyses of recent loss data and trends. A portion of the change from prior year effects relates to retrospectively rated policies, and these policies are subject to premium adjustments.

Note 26 – Intercompany Pooling Arrangements

No significant change.

Note 27 – Structured Settlements

No significant change.

Note 28 – Health Care Receivables

No significant change.

Note 29 – Participating Policies

No significant change.

Note 30 – Premium Deficiency Reserves

No significant change.

Note 31 – High Deductibles

No significant change.

Note 32 – Discounting of Liabilities for Unpaid Losses or Unpaid Loss Adjustment Expenses

No significant change.

NOTES TO FINANCIAL STATEMENTS

Note 33 – Asbestos/Environmental Reserves

No significant change.

Note 34 – Subscriber Savings Accounts

No significant change.

Note 35 – Multiple Peril Crop Insurance

No significant change.

Note 36 - Financial Guaranty Insurance

A. Not applicable.

B. Not applicable.

GENERAL INTERROGATORIES

PART 1 - COMMON INTERROGATORIES - GENERAL

1.1 Did the reporting entity experience any material transactions requiring the filing of Disclosure of Material Transactions with the State of Domicile, as required by the Model Act? Yes [] No [X]

1.2 If yes, has the report been filed with the domiciliary state? Yes [] No []

2.1 Has any change been made during the year of this statement in the charter, by-laws, articles of incorporation, or deed of settlement of the reporting entity? Yes [] No [X]

2.2 If yes, date of change:

3. Have there been any substantial changes in the organizational chart since the prior quarter end? Yes [] No [X]
If yes, complete the Schedule Y-Part 1 - Organizational chart.

4.1 Has the reporting entity been a party to a merger or consolidation during the period covered by this statement? Yes [] No [X]

4.2 If yes, provide name of entity, NAIC Company Code, and state of domicile (use two letter state abbreviation) for any entity that has ceased to exist as a result of the merger or consolidation.

1 Name of Entity	2 NAIC Company Code	3 State of Domicile

5. If the reporting entity is subject to a management agreement, including third-party administrator(s), managing general agent(s), attorney-in-fact, or similar agreement, have there been any significant changes regarding the terms of the agreement or principals involved? Yes [] No [] N/A [X]
If yes, attach an explanation.

6.1 State as of what date the latest financial examination of the reporting entity was made or is being made. 12/31/2009.....

6.2 State the as of date that the latest financial examination report became available from either the state of domicile or the reporting entity. This date should be the date of the examined balance sheet and not the date the report was completed or released. 12/31/2009.....

6.3 State as of what date the latest financial examination report became available to other states or the public from either the state of domicile or the reporting entity. This is the release date or completion date of the examination report and not the date of the examination (balance sheet date). 3/14/2011.....

6.4 By what department or departments?
Connecticut

6.5 Have all financial statement adjustments within the latest financial examination report been accounted for in a subsequent financial statement filed with Departments? Yes [] No [] N/A [X]

6.6 Have all of the recommendations within the latest financial examination report been complied with? Yes [X] No [] N/A []

7.1 Has this reporting entity had any Certificates of Authority, licenses or registrations (including corporate registration, if applicable) suspended or revoked by any governmental entity during the reporting period? Yes [] No [X]

7.2 If yes, give full information:

8.1 Is the company a subsidiary of a bank holding company regulated by the Federal Reserve Board? Yes [] No [X]

8.2 If response to 8.1 is yes, please identify the name of the bank holding company.

8.3 Is the company affiliated with one or more banks, thrifts or securities firms? Yes [] No [X]

8.4 If the response to 8.3 is yes, please provide below the names and location (city and state of the main office) of any affiliates regulated by a federal regulatory services agency [i.e. the Federal Reserve Board (FRB), the Office of the Comptroller of the Currency (OCC), the Federal Deposit Insurance Corporation (FDIC) and the Securities Exchange Commission (SEC)] and identify the affiliate's primary federal regulator].

1 Affiliate Name	2 Location (City, State)	3 FRB	4 OCC	5 FDIC	6 SEC

9.1 Are the senior officers (principal executive officer, principal financial officer, principal accounting officer or controller, or persons performing similar functions) of the reporting entity subject to a code of ethics, which includes the following standards? Yes [X] No []

- (a) Honest and ethical conduct, including the ethical handling of actual or apparent conflicts of interest between personal and professional relationships;
- (b) Full, fair, accurate, timely and understandable disclosure in the periodic reports required to be filed by the reporting entity;
- (c) Compliance with applicable governmental laws, rules and regulations;
- (d) The prompt internal reporting of violations to an appropriate person or persons identified in the code; and
- (e) Accountability for adherence to the code.

9.11 If the response to 9.1 is No, please explain:

9.2 Has the code of ethics for senior managers been amended? Yes [] No [X]

9.21 If the response to 9.2 is Yes, provide information related to amendment(s).

9.3 Have any provisions of the code of ethics been waived for any of the specified officers? Yes [] No [X]

GENERAL INTERROGATORIES

PART 1 - COMMON INTERROGATORIES - GENERAL

9.31 If the response to 9.3 is Yes, provide the nature of any waiver(s).

PART 1 - FINANCIAL

10.1 Does the reporting entity report any amounts due from parent, subsidiaries or affiliates on Page 2 of this statement? Yes No
 10.2 If yes, indicate any amounts receivable from parent included in the Page 2 amount: \$.....0

PART 1 - INVESTMENT

11.1 Were any of the stocks, bonds, or other assets of the reporting entity loaned, placed under option agreement, or otherwise made available for use by another person? (Exclude securities under securities lending agreements.) Yes No
 11.2 If yes, give full and complete information relating thereto:

12. Amount of real estate and mortgages held in other invested assets in Schedule BA: \$.....5,023,207
 13. Amount of real estate and mortgages held in short-term investments: \$.....0
 14.1 Does the reporting entity have any investments in parent, subsidiaries and affiliates? Yes No

14.2 If yes, please complete the following:

	1 Prior Year-End Book/Adjusted Carrying Value	2 Current Quarter Book/Adjusted Carrying Value
14.21 Bonds.....	\$0	\$0
14.22 Preferred Stock.....	\$0	\$0
14.23 Common Stock.....	\$466,811,433	\$482,430,672
14.24 Short-Term Investments.....	\$0	\$0
14.25 Mortgage Loans on Real Estate.....	\$0	\$0
14.26 All Other.....	\$29,276,077	\$29,011,388
14.27 Total Investment in Parent, Subsidiaries and Affiliates (Subtotal Lines 14.21 to 14.26).....	\$496,087,510	\$511,442,060
14.28 Total Investment in Parent included in Lines 14.21 to 14.26 above.....	\$0	\$0

15.1 Has the reporting entity entered into any hedging transactions reported on Schedule DB? Yes No
 15.2 If yes, has a comprehensive description of the hedging program been made available to the domiciliary state? Yes No
 If no, attach a description with this statement.

16. Excluding items in Schedule E-Part 3-Special Deposits, real estate, mortgage loans and investments held physically in the reporting entity's offices, vaults or safety deposit boxes, were all stocks, bonds and other securities, owned throughout the current year held pursuant to a custodial agreement with a qualified bank or trust company in accordance with Section 1, III - General Examination Considerations, F. Outsourcing of Critical Functions, Custodial or Safekeeping Agreements of the NAIC Financial Condition Examiners Handbook? Yes No

16.1 For all agreements that comply with the requirements of the NAIC Financial Condition Examiners Handbook, complete the following:

1 Name of Custodian(s)	2 Custodian Address
JPMorgan Chase	270 Park Avenue, New York, NY 10017-2070

16.2 For all agreements that do not comply with the requirements of the NAIC Financial Condition Examiners Handbook, provide the name, location and a complete explanation.

1 Name(s)	2 Location(s)	3 Complete Explanation(s)
N/A		

16.3 Have there been any changes, including name changes, in the custodian(s) identified in 16.1 during the current quarter? Yes No

16.4 If yes, give full and complete information relating thereto:

1 Old Custodian	2 New Custodian	3 Date of Change	4 Reason

16.5 Identify all investment advisors, broker/dealers or individuals acting on behalf of broker/dealers that have access to the investment accounts, handle securities and have authority to make investments on behalf of the reporting entity:

1 Central Registration Depository	2 Name(s)	3 Address
N/A		

17.1 Have all the filing requirements of the Purposes and Procedures Manual of the NAIC Securities Valuation Office been followed? Yes No

17.2 If no, list exceptions:

THE STANDARD FIRE INSURANCE COMPANY
GENERAL INTERROGATORIES (continued)

PART 2

PROPERTY & CASUALTY INTERROGATORIES

1. If the reporting entity is a member of a pooling arrangement, did the agreement or the reporting entity's participation change? Yes [] No [X] N/A []
 If yes, attach an explanation.

2. Has the reporting entity reinsured any risk with any other reporting entity and agreed to release such entity from liability, in whole or in part, from any loss that may occur on the risk, or portion thereof, reinsured? Yes [] No [X]
 If yes, attach an explanation.

3.1 Have any of the reporting entity's primary reinsurance contracts been canceled? Yes [] No [X]
 3.2 If yes, give full and complete information thereto:

4.1 Are any of the liabilities for unpaid losses and loss adjustment expenses other than certain workers' compensation tabular reserves (see Annual Statement Instructions pertaining to disclosure of discounting for definition of "tabular reserves,") discounted at a rate of interest greater than zero? Yes [X] No []
 4.2 If yes, complete the following schedule:

1 Line of Business	2 Maximum Interest	3 Disc. Rate	Total Discount				Discount Taken During Period			
			4 Unpaid Losses	5 Unpaid LAE	6 IBNR	7 Total	8 Unpaid Losses	9 Unpaid LAE	10 IBNR	11 Total
Other liability-occurrence	0.0	5.000 %	0	0	6,215,478	6,215,478	0	0	35,354	35,354
Total	XXX	XXX	0	0	6,215,478	6,215,478	0	0	35,354	35,354

5. Operating Percentages:

5.1 A&H loss percent _____ 0.0 %

5.2 A&H cost containment percent _____ 0.0 %

5.3 A&H expense percent excluding cost containment expenses _____ 0.0 %

6.1 Do you act as a custodian for health savings accounts? Yes [] No [X]

6.2 If yes, please provide the amount of custodial funds held as of the reporting date. _____ 0

6.3 Do you act as an administrator for health savings accounts? Yes [] No [X]

6.4 If yes, please provide the amount of funds administered as of the reporting date. _____ 0

SCHEDULE F - CEDED REINSURANCE

Showing All New Reinsurers - Current Year to Date

1 NAIC Company Code	2 Federal ID Number	3 Name of Reinsurer	4 Domiciliary Jurisdiction	5 Is Insurer Authorized? (YES or NO)
------------------------------	------------------------------	----------------------------	--------------------------------------	---

NONE

SCHEDULE T - EXHIBIT OF PREMIUMS WRITTEN

Current Year to Date - Allocated by States and Territories

States, Etc.	1 Active Status	Direct Premiums Written		Direct Losses Paid (Deducting Salvage)		Direct Losses Unpaid	
		2 Current Year to Date	3 Prior Year to Date	4 Current Year to Date	5 Prior Year to Date	6 Current Year to Date	7 Prior Year to Date
1. Alabama.....AL	L	3,443,911	3,981,143	3,458,216	1,725,478	10,553,677	10,287,625
2. Alaska.....AK	L	16,182	15,290	2,956	2,517	510,652	443,303
3. Arizona.....AZ	L	3,709,362	4,915,592	1,691,302	3,023,759	13,564,956	10,375,250
4. Arkansas.....AR	L	1,711,919	2,017,172	1,271,199	1,091,708	9,255,269	8,342,985
5. California.....CA	L	54,272,264	52,649,645	32,202,708	32,560,998	107,697,769	98,841,205
6. Colorado.....CO	L	7,084,362	6,732,293	3,980,435	3,240,228	13,929,552	10,401,543
7. Connecticut.....CT	L	17,144,775	20,019,351	14,141,378	22,093,064	66,020,058	71,462,735
8. Delaware.....DE	L	1,536,431	1,454,383	1,080,386	822,367	7,370,134	6,843,584
9. District of Columbia.....DC	L	4,672,187	5,158,409	1,963,758	2,056,448	11,676,901	9,618,892
10. Florida.....FL	L	6,056,024	6,605,070	1,681,460	1,000,018	33,561,939	37,483,264
11. Georgia.....GA	L	6,903,695	6,692,100	3,641,340	4,047,208	13,670,278	15,393,394
12. Hawaii.....HI	L	68,278	78,756	16,397	5,209	2,067,923	1,884,461
13. Idaho.....ID	L	210,729	215,322	67,103	73,204	421,159	351,369
14. Illinois.....IL	L	5,592,190	5,634,981	2,711,311	3,021,310	19,035,179	15,037,901
15. Indiana.....IN	L	3,938,959	4,356,210	2,799,328	2,165,788	8,654,224	6,770,102
16. Iowa.....IA	L	974,821	587,131	356,779	810,280	2,540,164	2,789,401
17. Kansas.....KS	L	1,689,641	2,470,412	936,156	1,053,352	10,175,287	8,108,266
18. Kentucky.....KY	L	4,043,375	3,838,331	1,926,196	1,376,501	8,785,385	8,827,925
19. Louisiana.....LA	L	7,669,333	8,277,253	2,429,285	2,001,387	54,334,066	24,951,353
20. Maine.....ME	L	1,888,963	2,116,692	421,928	705,877	13,674,181	13,913,165
21. Maryland.....MD	L	31,415,662	32,700,460	17,194,309	17,267,240	58,917,114	52,452,492
22. Massachusetts.....MA	L	11,871,212	11,350,614	5,592,127	6,818,182	15,572,832	14,155,703
23. Michigan.....MI	L	2,022,802	2,391,041	1,422,049	863,528	56,850,092	14,566,889
24. Minnesota.....MN	L	4,422,916	6,173,027	1,392,206	1,915,676	26,687,751	23,832,596
25. Mississippi.....MS	L	1,001,469	1,201,687	358,532	506,574	4,489,937	4,419,154
26. Missouri.....MO	L	7,192,616	7,292,587	4,884,467	3,659,917	19,133,030	14,435,402
27. Montana.....MT	L	339,926	332,959	195,308	148,872	2,505,094	2,583,452
28. Nebraska.....NE	L	672,296	779,060	249,491	349,597	2,378,757	2,287,513
29. Nevada.....NV	L	467,258	474,209	169,174	93,572	898,899	917,800
30. New Hampshire.....NH	L	1,321,791	1,376,115	226,403	345,229	2,278,178	2,327,952
31. New Jersey.....NJ	L	3,770,740	3,521,883	16,723,118	632,872	17,613,194	15,683,878
32. New Mexico.....NM	L	2,109,325	2,106,029	1,443,162	2,541,379	12,576,511	6,676,538
33. New York.....NY	L	11,361,949	11,373,927	39,320,843	2,296,385	41,448,759	38,125,553
34. North Carolina.....NC	L	23,403,561	21,670,285	16,035,070	11,239,473	41,456,795	35,145,698
35. North Dakota.....ND	L	33,121	46,503	9,966	2,196	183,143	157,210
36. Ohio.....OH	L	6,197,586	6,734,026	2,798,100	4,210,378	9,681,397	8,995,358
37. Oklahoma.....OK	L	4,047,136	4,090,496	2,268,918	2,695,779	15,079,346	10,998,586
38. Oregon.....OR	L	492,485	532,975	172,477	181,406	10,109,577	10,392,066
39. Pennsylvania.....PA	L	9,143,712	9,042,364	19,976,731	4,773,858	44,317,198	45,281,023
40. Rhode Island.....RI	L	2,465,804	2,726,850	1,443,139	1,193,478	4,442,114	4,453,173
41. South Carolina.....SC	L	11,751,227	12,612,489	6,472,756	6,563,975	18,853,366	20,087,035
42. South Dakota.....SD	L	282,508	78,715	8,778	11,967	711,233	780,253
43. Tennessee.....TN	L	10,381,370	10,341,897	17,637,583	7,635,176	18,150,869	12,566,167
44. Texas.....TX	L	9,976,778	14,645,271	5,712,236	4,884,251	55,471,782	38,505,460
45. Utah.....UT	L	1,576,340	1,777,978	778,984	412,717	4,998,485	4,143,936
46. Vermont.....VT	L	960,039	867,194	1,896,848	552,805	2,577,310	2,040,722
47. Virginia.....VA	L	12,683,410	12,370,696	6,039,900	5,338,025	22,082,698	20,600,263
48. Washington.....WA	L	1,758,610	1,873,292	864,338	934,619	3,646,386	2,948,009
49. West Virginia.....WV	L	1,051,503	688,820	108,032	326,824	1,381,473	1,254,529
50. Wisconsin.....WI	L	1,986,068	2,230,823	1,244,181	1,353,406	9,311,073	9,258,134
51. Wyoming.....WY	L	72,977	76,810	37,656	22,147	148,340	130,911
52. American Samoa.....AS	N	0	0	0	0	0	0
53. Guam.....GU	N	0	0	0	0	0	0
54. Puerto Rico.....PR	L	3,189	3,221	0	0	0	0
55. US Virgin Islands.....VI	L	79,582	65,534	0	1,066,970	0	0
56. Northern Mariana Islands.....MP	N	0	0	0	0	0	0
57. Canada.....CN	N	0	0	0	0	0	0
58. Aggregate Other Alien.....OT	XXX	0	0	0	0	0	0
59. Totals.....	(a) 53	308,944,367	321,365,373	249,456,504	173,715,172	931,451,490	782,331,177

DETAILS OF WRITE-INS

5801.....	XXX	0	0	0	0	0	0
5802.....	XXX	0	0	0	0	0	0
5803.....	XXX	0	0	0	0	0	0
5898. Summary of remaining write-ins for Line 58 from overflow page.....	XXX	0	0	0	0	0	0
5899. Totals (Lines 5801 thru 5803 + Line 5898) (Line 58 above).....	XXX	0	0	0	0	0	0

(L) - Licensed or Chartered - Licensed Insurance Carrier or Domiciled RRG; (R) - Registered - Non-domiciled RRGs; (Q) - Qualified - Qualified or Accredited Reinsurer;

(E) - Eligible - Reporting Entities eligible or approved to write Surplus Lines in the state; (N) - None of the above - Not allowed to write business in the state.

(a) Insert the number of L responses except for Canada and Other Alien.

**SCHEDULE Y - INFORMATION CONCERNING ACTIVITIES OF INSURER MEMBERS OF A HOLDING COMPANY GROUP
PART 1 - ORGANIZATIONAL CHART**

Q11

The Travelers Companies, Inc.	Minnesota	41-0518860 English Turn Fidelity Realty, Inc.	Maryland	52-1466734
... St. Paul Fire and Marine Insurance Company (24767) *	Connecticut	41-0406690 English Turn Limited Partnership (99%)	Maryland	59-2635727
... .. St. Paul Mercury Insurance Company (24791) *	Connecticut	41-0881659 Fidelity English Turn Club General Partnership (99%)	Maryland	59-2709441
... .. St. Paul Guardian Insurance Company (24775) *	Connecticut	41-0963301 English Turn Limited Partnership (1%)	Maryland	59-2635727
... .. St. Paul Fire and Casualty Insurance Company (40967) *	Wisconsin	41-1419276 English Turn Realty Management, Inc.	Maryland	52-1715225
... .. St. Paul Surplus Lines Insurance Company (30481) *	Delaware	41-1230819 Fidelity English Turn Club General Partnership (1%)	Maryland	59-2709441
... .. Athena Assurance Company (41769) *	Connecticut	41-1435765	... Camperdown Corporation	Delaware	41-1762781
... .. St. Paul Medical Liability Insurance Company (41750) *	Connecticut	41-1435766	... SPC Insurance Agency, Inc.	Minnesota	41-1888760
... .. Northbrook Holdings, Inc.	Delaware	51-0375653	... Aprilgrange Limited	United Kingdom	
... .. Discover Property & Casualty Insurance Company (36463) *	Illinois	36-2999370	... F&G U.K. Underwriters Limited	United Kingdom	
... .. St. Paul Protective Insurance Company (19224) *	Illinois	36-2542404	... SPAL Pension Trustees Limited	United Kingdom	
... .. Discover Specialty Insurance Company (10213) *	Illinois	52-1925132	... Peacockgrange Limited	United Kingdom	
... .. United States Fidelity and Guaranty Company (25887) *	Connecticut	52-0515280	... Travelers Underwriting Agency Limited	United Kingdom	
... .. Fidelity and Guaranty Insurance Underwriters, Inc. (25879) *	Wisconsin	52-0616768	... Travelers Syndicate Management Limited	United Kingdom	
... .. Fidelity and Guaranty Insurance Company (35386) *	Iowa	42-1091525 Travelers Asia Pte. Ltd.	Singapore	
... .. Laurel Village Fidelity Realty, Inc.	Maryland	52-1551225	... St. Paul Surety Europe Limited	United Kingdom	
... .. Laurel Village Joint Venture Partnership (50%)	Minnesota	41-1616702	... Travelers Corporate Trustee Ltd.	United Kingdom	
... .. Laurel Village I Limited Partnership (99%)	Minnesota	41-1542260	... Travelers London Limited	United Kingdom	
... .. Laurel Village II Limited Partnership (99%)	Minnesota	41-1542261 Solicitors Professional Indemnity Limited (49%)	United Kingdom	
... .. Laurel Village III Limited Partnership (99%)	Minnesota	41-1542263	... St. Paul London Properties, Inc.	Minnesota	41-1880024
... .. Laurel Village IV Limited Partnership (99%)	Minnesota	41-1542264	... TCI Global Services, Inc.	Delaware	52-1965525
... .. Laurel Village Tower A Limited Partnership (99%)	Minnesota	41-1542266	... Travelers Management Limited	United Kingdom	
... .. Laurel Village Tower B Limited Partnership (99%)	Minnesota	41-1593312	... Travelers Insurance Company Limited *	United Kingdom	AA-1121375
... .. Laurel Village Tower C Limited Partnership (99%)	Minnesota	41-1542267 Travelers Professional Risks Limited	United Kingdom	
... .. Laurel Village Swinford Limited Partnership (99%)	Minnesota	41-1542255	... Travelers Property Casualty Corp.	Connecticut	06-1008174
... .. USF&G Retail Associates GP, Inc.	Maryland	52-1704255 Constitution Plaza, Inc.	Connecticut	06-0566030
... .. USF&G/Fidelity Retail Associates Limited Partnership (1%)	Maryland	52-1704256 Travelers Insurance Group Holdings Inc.	Delaware	06-1445591
... .. USF&G/Fidelity Retail Associates Limited Partnership (83.95%)	Maryland	52-1704256 The Standard Fire Insurance Company (19070) *	Connecticut	06-6033509
... .. BMR Sports Properties, Inc.	Maryland	52-1852190 Standard Fire Properties, LLC	Delaware	06-6033509
... .. Black Mountain Ranch Limited Partnership (1%)	Maryland	52-1573778 Bayhill Restaurant II Associates (50%)	California	94-3097171
... .. Black Mountain Ranch Limited Partnership (85%)	Maryland	52-1573778 Standard Fire UK Investments, LLC	Delaware	06-6033509
... .. MMI Capital Trust I	Delaware	52-2073764 The Automobile Insurance Company of Hartford, Connecticut (19062) *	Connecticut	06-0848755
... .. Promenade Partners, LLC	Delaware	41-0406690 Auto Hartford Investments, LLC	Delaware	06-0848755
... .. USF&G Capital I	Delaware	52-1953822 Travelers Personal Security Insurance Company (36145) *	Connecticut	06-1286264
... .. USF&G Capital III	Delaware	52-2044075 Travelers Property Casualty Insurance Company (36161) *	Connecticut	06-1286274
... .. 350 Market Street, LLC	Delaware	41-0406690 Travelers Personal Insurance Company (38130) *	Connecticut	36-3703200
... .. UA Combined Investment Company Limited (67%)	United Kingdom	 Travelers Texas MGA, Inc.	Texas	27-4469564
... .. Jago Dedicated Limited (88.9%)	United Kingdom	 Oregon Evergreen Investor I, LLC	Delaware	06-6033509
... .. Jago Capital Limited	United Kingdom	 Lone Rock Timber Investments I, LLC (75%)	Delaware	61-1639956
... .. Jago Dedicated Limited (11.1%)	United Kingdom	 Travelers (Bermuda) Limited *	Bermuda	98-0190863
... .. St. Paul Risk Management International Limited	United Kingdom	 Travelers Lloyds Management Company	Texas	20-4312440
... .. MFCM Limited	United Kingdom	 TPC Investments Inc.	Connecticut	06-1534005
... .. Travelers Special Services Limited	United Kingdom	 Travelers Casualty and Surety Company (19038) *	Connecticut	06-6033504
... .. Yonkers Financing Corp.	Delaware	20-3033027 Farmington Casualty Company (41483) *	Connecticut	06-1067463
... .. Castle Pines Fidelity Realty, Inc.	Maryland	52-1735211 Travelers Guarantee Company of Canada *	Canada	
... .. Castle Pines Fidelity Associates Limited Partnership (1%)	Maryland	52-1735213 Coronation Insurance Company, Ltd. *	Canada	
... .. Fidelity Castle Pines Limited Partnership (50%)	Maryland	52-1631820 Travelers Casualty and Surety Company of America (31194) *	Connecticut	06-0907370
... .. Castle Pines Fidelity Associates Limited Partnership (99%)	Maryland	52-1735213 Travelers Brazil Holding, LLC	Delaware	06-0907370

Notes:

* Denotes affiliated insurer

Unless otherwise stated, subsidiaries listed above are 100% owned by respective parent

**SCHEDULE Y - INFORMATION CONCERNING ACTIVITIES OF INSURER MEMBERS OF A HOLDING COMPANY GROUP
PART 1 - ORGANIZATIONAL CHART**

Q11.1

Travelers Brazil Acquisition LLC	Delaware	06-0907370	TINDY Foreign, Inc	Delaware	20-4403403
J. Malucelli Participações em Seguros e Resseguros S.A. ("Holdco") (43.4%)	Brazil		Travelers Commercial Casualty Company (40282) *	Connecticut	95-3634110
J. Malucelli Resseguradora S.A. *	Brazil		Travelers Distribution Alliance, Inc.	Delaware	62-1657094
J. Malucelli Controle de Riscos Ltda. (0.01%)	Brazil		Travelers TLD, LLC	Delaware	06-0566050
J. Malucelli Seguradora S.A. *	Brazil		The Travelers Home and Marine Insurance Company (27998) *	Connecticut	35-1838079
J. Malucelli Controle de Riscos Ltda. (99.99%)	Brazil		The Travelers Lloyds Insurance Company (41262) *	Texas	76-0002592
J. Malucelli Seguros S.A. *	Brazil		Travelers Marine, LLC	Delaware	06-0566050
Travelers Casualty Insurance Company of America (19046) *	Connecticut	06-0876835			
Travelers Casualty Company of Connecticut (36170) *	Connecticut	06-1286266			
Travelers Casualty UK Investments, LLC	Delaware	06-6033504			
Travelers Commercial Insurance Company (36137) *	Connecticut	06-1286268			
Travelers Excess and Surplus Lines Company (29696) *	Connecticut	06-1203698			
Travelers Lloyds of Texas Insurance Company (41564) *	Texas	75-1732040			
Travelers MGA, Inc.	Texas	75-2676034			
The Travelers Indemnity Company (25658) *	Connecticut	06-0566050			
Arch Street North LLC	Delaware	06-0566050			
The Charter Oak Fire Insurance Company (25615) *	Connecticut	06-0291290			
Countersignature Agency, Inc.	Florida	06-1345091			
First Floridian Auto and Home Insurance Company (10647) *	Florida	59-3372141			
First Trenton Indemnity Company (29930) *	Connecticut	22-3129711			
Gulf Underwriters Insurance Company (42811) *	Connecticut	56-1371361			
Select Insurance Company (22233) *	Texas	75-6013697			
Gulf Underwriting Limited *	United Kingdom				
Travelers Casualty and Surety Company of Europe, Limited *	United Kingdom				
Commercial Guaranty Insurance Company (38385) *	Delaware	75-1679830			
Crystal Brook, LLC	Delaware	06-0566050			
Durham Holding, LLC	Delaware	06-0566050			
Sutton Holdco, LLC	Delaware	06-0566050			
Cadet Limited, LLC	Delaware	06-0566050			
Arrowhead Company, LLC	Delaware	06-0566050			
Eastern Asset, LLC	Delaware	06-0566050			
Jupiter Holdings, Inc.	Minnesota	41-1769846			
American Equity Insurance Company (43117) *	Arizona	86-0703220			
American Equity Specialty Insurance Company (10819) *	Connecticut	86-0868106			
Northland Insurance Company (24015) *	Connecticut	41-6009967			
Northfield Insurance Company (27987) *	Iowa	41-0983992			
Northland Casualty Company (24031) *	Connecticut	94-6051964			
Northland Risk Management Services, Inc.	Minnesota	41-1720288			
Travelers Indemnity UK Investments LLC	Connecticut	06-0566050			
TPC U.K. Investments LLC	Delaware	06-0566050			
The Phoenix Insurance Company (25623) *	Connecticut	06-0303275			
The Travelers Indemnity Company of America (25666) *	Connecticut	58-6020487			
The Travelers Indemnity Company of Connecticut (25682) *	Connecticut	06-0336212			
Travelers Property Casualty Company of America (25674) *	Connecticut	36-2719165			
Constitution State Services, LLC	Delaware	06-1501229			
Phoenix UK Investments LLC	Delaware	06-0303275			
The Premier Insurance Company of Massachusetts (12850) *	Massachusetts	04-3175569			
TravCo Insurance Company (28188) *	Connecticut	35-1838077			

Notes:

* Denotes affiliated insurer

Unless otherwise stated, subsidiaries listed above are 100% owned by respective parent

SCHEDULE Y

PART 1A - DETAIL OF INSURANCE HOLDING COMPANY SYSTEM

1	2	3	4	5	6	7	8	9	10	11	12	13	14	15
Group Code	Group Name	NAIC Company Code	Federal ID Number	Federal RSSD	CIK	Name of Securities Exchange if Publicly Traded (U.S. or International)	Names of Parent, Subsidiaries or Affiliates	Domiciliary Location	Relationship to Reporting Entity	Directly Controlled by (Name of Entity/Person)	Type of Control (Ownership Board, Management Attorney-in-Fact, Influence, Other)	If Control is Ownership Provide Percentage	Ultimate Controlling Entity(ies)/Person(s)	*
Members														
3548	The Travelers Companies, Inc.....	00000	41-0518860		0000086312	NYSE	The Travelers Companies, Inc.....	MN	UIP			0.000		
3548	The Travelers Companies, Inc.....	24767	41-0406690				St. Paul Fire and Marine Insurance Company.....	CT	IA	The Travelers Companies, Inc.....	O/B/M	100.000	The Travelers Companies, Inc.....	
3548	The Travelers Companies, Inc.....	24791	41-0881659				St. Paul Mercury Insurance Company.....	CT	IA	St. Paul Fire and Marine Insurance Company....	O/B/M	100.000	The Travelers Companies, Inc.....	
3548	The Travelers Companies, Inc.....	24775	41-0963301				St. Paul Guardian Insurance Company.....	CT	IA	St. Paul Fire and Marine Insurance Company....	O/B/M	100.000	The Travelers Companies, Inc.....	
3548	The Travelers Companies, Inc.....	40967	41-1419276				St. Paul Fire and Casualty Insurance Company.....	WI	IA	St. Paul Fire and Marine Insurance Company....	O/B/M	100.000	The Travelers Companies, Inc.....	
3548	The Travelers Companies, Inc.....	30481	41-1230819				St. Paul Surplus Lines Insurance Company.....	DE	IA	St. Paul Fire and Marine Insurance Company....	O/B/M	100.000	The Travelers Companies, Inc.....	
3548	The Travelers Companies, Inc.....	41769	41-1435765				Athena Assurance Company.....	CT	IA	St. Paul Fire and Marine Insurance Company....	O/B/M	100.000	The Travelers Companies, Inc.....	
3548	The Travelers Companies, Inc.....	41750	41-1435766				St. Paul Medical Liability Insurance Company.....	CT	IA	St. Paul Fire and Marine Insurance Company....	O/B/M	100.000	The Travelers Companies, Inc.....	
3548	The Travelers Companies, Inc.....	00000	51-0375653				Northbrook Holdings, Inc.....	DE	NIA	St. Paul Fire and Marine Insurance Company....	O/B/M	100.000	The Travelers Companies, Inc.....	
3548	The Travelers Companies, Inc.....	36463	36-2999370				Discover Property & Casualty Insurance Company.	IL	IA	Northbrook Holdings, Inc.....	O/B/M	100.000	The Travelers Companies, Inc.....	
3548	The Travelers Companies, Inc.....	19224	36-2542404				St. Paul Protective Insurance Company.....	IL	IA	Northbrook Holdings, Inc.....	O/B/M	100.000	The Travelers Companies, Inc.....	
3548	The Travelers Companies, Inc.....	10213	52-1925132				Discover Specialty Insurance Company.....	IL	IA	St. Paul Fire and Marine Insurance Company....	O/B/M	100.000	The Travelers Companies, Inc.....	
3548	The Travelers Companies, Inc.....	25887	52-0515280				United States Fidelity and Guaranty Company.....	CT	IA	St. Paul Fire and Marine Insurance Company....	O/B/M	100.000	The Travelers Companies, Inc.....	
3548	The Travelers Companies, Inc.....	25879	52-0616768				Fidelity and Guaranty Insurance Underwriters, Inc.	WI	IA	United States Fidelity and Guaranty Company...	O/B/M	100.000	The Travelers Companies, Inc.....	
3548	The Travelers Companies, Inc.....	35386	42-1091525				Fidelity and Guaranty Insurance Company.....	IA	IA	United States Fidelity and Guaranty Company...	O/B/M	100.000	The Travelers Companies, Inc.....	
3548	The Travelers Companies, Inc.....	00000	52-1551225				Laurel Village Fidelity Realty, Inc.....	MD	NIA	United States Fidelity and Guaranty Company...	O/B/M	100.000	The Travelers Companies, Inc.....	
3548	The Travelers Companies, Inc.....	00000	41-1616702				Laurel Village Joint Venture Partnership.....	MN	NIA	Laurel Village Fidelity Realty, Inc.....	O/M	50.000	The Travelers Companies, Inc.....	0100
3548	The Travelers Companies, Inc.....	00000	41-1542260				Laurel Village I Limited Partnership.....	MN	NIA	Laurel Village Joint Venture Partnership.....	O/M	99.000	The Travelers Companies, Inc.....	
3548	The Travelers Companies, Inc.....	00000	41-1542261				Laurel Village II Limited Partnership.....	MN	NIA	Laurel Village Joint Venture Partnership.....	O/M	99.000	The Travelers Companies, Inc.....	
3548	The Travelers Companies, Inc.....	00000	41-1542263				Laurel Village III Limited Partnership.....	MN	NIA	Laurel Village Joint Venture Partnership.....	O/M	99.000	The Travelers Companies, Inc.....	
3548	The Travelers Companies, Inc.....	00000	41-1542264				Laurel Village IV Limited Partnership.....	MN	NIA	Laurel Village Joint Venture Partnership.....	O/M	99.000	The Travelers Companies, Inc.....	
3548	The Travelers Companies, Inc.....	00000	41-1542266				Laurel Village Tower A Limited Partnership.....	MN	NIA	Laurel Village Joint Venture Partnership.....	O/M	99.000	The Travelers Companies, Inc.....	
3548	The Travelers Companies, Inc.....	00000	41-1593312				Laurel Village Tower B Limited Partnership.....	MN	NIA	Laurel Village Joint Venture Partnership.....	O/M	99.000	The Travelers Companies, Inc.....	
3548	The Travelers Companies, Inc.....	00000	41-1542267				Laurel Village Tower C Limited Partnership.....	MN	NIA	Laurel Village Joint Venture Partnership.....	O/M	99.000	The Travelers Companies, Inc.....	
3548	The Travelers Companies, Inc.....	00000	41-1542255				Laurel Village Swinford Limited Partnership.....	MN	NIA	Laurel Village Joint Venture Partnership.....	O/M	99.000	The Travelers Companies, Inc.....	
3548	The Travelers Companies, Inc.....	00000	52-1704255				USF&G Retail Associates GP, Inc.....	MD	NIA	United States Fidelity and Guaranty Company...	O/B/M	100.000	The Travelers Companies, Inc.....	
3548	The Travelers Companies, Inc.....	00000	52-1704256				USF&G/Fidelity Retail Associates Limited Partnership	MD	NIA	USF&G Retail Associates GP, Inc.....	O/M	1.000	The Travelers Companies, Inc.....	0101
3548	The Travelers Companies, Inc.....	00000	52-1704256				USF&G/Fidelity Retail Associates Limited Partnership	MD	NIA	United States Fidelity and Guaranty Company...	O	83.950	The Travelers Companies, Inc.....	0101
3548	The Travelers Companies, Inc.....	00000	52-1852190				BMR Sports Properties, Inc.....	MD	NIA	United States Fidelity and Guaranty Company...	O/B/M	100.000	The Travelers Companies, Inc.....	
3548	The Travelers Companies, Inc.....	00000	52-1573778				Black Mountain Ranch Limited Partnership.....	MD	NIA	BMR Sports Properties, Inc.....	O/M	1.000	The Travelers Companies, Inc.....	0102
3548	The Travelers Companies, Inc.....	00000	52-1573778				Black Mountain Ranch Limited Partnership.....	MD	NIA	St. Paul Fire and Marine Insurance Company....	O	85.000	The Travelers Companies, Inc.....	0102
3548	The Travelers Companies, Inc.....	00000	52-2073764				MMI Capital Trust I.....	DE	NIA	St. Paul Fire and Marine Insurance Company....	O/M	100.000	The Travelers Companies, Inc.....	

Q12

SCHEDULE Y

PART 1A - DETAIL OF INSURANCE HOLDING COMPANY SYSTEM

1	2	3	4	5	6	7	8	9	10	11	12	13	14	15
Group Code	Group Name	NAIC Company Code	Federal ID Number	Federal RSSD	CIK	Name of Securities Exchange if Publicly Traded (U.S. or International)	Names of Parent, Subsidiaries or Affiliates	Domiciliary Location	Relationship to Reporting Entity	Directly Controlled by (Name of Entity/Person)	Type of Control (Ownership Board, Management Attorney-in-Fact, Influence, Other)	If Control is Ownership Provide Percentage	Ultimate Controlling Entity(ies)/Person(s)	*
3548.....	The Travelers Companies, Inc.....	00000.....	41-0406690				Promenade Partners, LLC.....	DE.....	NIA.....	St. Paul Fire and Marine Insurance Company.....	O/M.....	100.000	The Travelers Companies, Inc.....	
3548.....	The Travelers Companies, Inc.....	00000.....	52-1953822				USF&G Capital I.....	DE.....	NIA.....	St. Paul Fire and Marine Insurance Company.....	O/M.....	100.000	The Travelers Companies, Inc.....	
3548.....	The Travelers Companies, Inc.....	00000.....	52-2044075				USF&G Capital III.....	DE.....	NIA.....	St. Paul Fire and Marine Insurance Company.....	O/M.....	100.000	The Travelers Companies, Inc.....	
3548.....	The Travelers Companies, Inc.....	00000.....	41-0406690				350 Market Street, LLC.....	DE.....	NIA.....	St. Paul Fire and Marine Insurance Company.....	O/M.....	100.000	The Travelers Companies, Inc.....	
3548.....	The Travelers Companies, Inc.....	00000.....					UA Combined Investment Company Limited.....	GB.....	NIA.....	St. Paul Fire and Marine Insurance Company.....	O/B.....	67.000	The Travelers Companies, Inc.....	0103.....
3548.....	The Travelers Companies, Inc.....	00000.....					Jago Dedicated Limited.....	GB.....	NIA.....	UA Combined Investment Company Limited.....	O/B.....	88.900	The Travelers Companies, Inc.....	0104.....
3548.....	The Travelers Companies, Inc.....	00000.....					Jago Capital Limited.....	GB.....	NIA.....	Jago Dedicated Limited.....	O/B.....	100.000	The Travelers Companies, Inc.....	
3548.....	The Travelers Companies, Inc.....	00000.....					Jago Dedicated Limited.....	GB.....	NIA.....	St. Paul Fire and Marine Insurance Company.....	O/B.....	11.100	The Travelers Companies, Inc.....	0104.....
3548.....	The Travelers Companies, Inc.....	00000.....					St. Paul Risk Management International Limited.....	GB.....	NIA.....	St. Paul Fire and Marine Insurance Company.....	O/B.....	100.000	The Travelers Companies, Inc.....	
3548.....	The Travelers Companies, Inc.....	00000.....					MFCM Limited.....	GB.....	NIA.....	St. Paul Fire and Marine Insurance Company.....	O/B.....	100.000	The Travelers Companies, Inc.....	
3548.....	The Travelers Companies, Inc.....	00000.....					Travelers Special Services Limited.....	GB.....	NIA.....	St. Paul Fire and Marine Insurance Company.....	O/B.....	100.000	The Travelers Companies, Inc.....	
3548.....	The Travelers Companies, Inc.....	00000.....	20-3033027				Yonkers Financing Corp.....	DE.....	NIA.....	St. Paul Fire and Marine Insurance Company.....	O/B/M.....	100.000	The Travelers Companies, Inc.....	
3548.....	The Travelers Companies, Inc.....	00000.....	52-1735211				Castle Pines Fidelity Realty, Inc.....	MD.....	NIA.....	St. Paul Fire and Marine Insurance Company.....	O/B/M.....	100.000	The Travelers Companies, Inc.....	
3548.....	The Travelers Companies, Inc.....	00000.....	52-1735213				Castle Pines Fidelity Associates Limited Partnership	MD.....	NIA.....	Castle Pines Fidelity Realty, Inc.....	O/M.....	1.000	The Travelers Companies, Inc.....	0105.....
3548.....	The Travelers Companies, Inc.....	00000.....	52-1631820				Fidelity Castle Pines Limited Partnership	MD.....	NIA.....	Castle Pines Fidelity Associates Limited Partnership	O/M.....	50.000	The Travelers Companies, Inc.....	0106.....
3548.....	The Travelers Companies, Inc.....	00000.....	52-1735213				Castle Pines Fidelity Associates Limited Partnership	MD.....	NIA.....	St. Paul Fire and Marine Insurance Company.....	O.....	99.000	The Travelers Companies, Inc.....	0105.....
3548.....	The Travelers Companies, Inc.....	00000.....	52-1466734				English Turn Fidelity Realty, Inc.....	MD.....	NIA.....	St. Paul Fire and Marine Insurance Company.....	O/B/M.....	100.000	The Travelers Companies, Inc.....	
3548.....	The Travelers Companies, Inc.....	00000.....	59-2635727				English Turn Limited Partnership.....	MD.....	NIA.....	English Turn Fidelity Realty, Inc.....	O/M.....	99.000	The Travelers Companies, Inc.....	0107.....
3548.....	The Travelers Companies, Inc.....	00000.....	59-2709441				Fidelity English Turn Club General Partnership.....	MD.....	NIA.....	English Turn Fidelity Realty, Inc.....	O/M.....	99.000	The Travelers Companies, Inc.....	0108.....
3548.....	The Travelers Companies, Inc.....	00000.....	59-2635727				English Turn Limited Partnership.....	MD.....	NIA.....	St. Paul Fire and Marine Insurance Company.....	O.....	1.000	The Travelers Companies, Inc.....	0107.....
3548.....	The Travelers Companies, Inc.....	00000.....	52-1715225				English Turn Realty Management, Inc.....	MD.....	NIA.....	St. Paul Fire and Marine Insurance Company.....	O/B/M.....	100.000	The Travelers Companies, Inc.....	
3548.....	The Travelers Companies, Inc.....	00000.....	59-2709441				Fidelity English Turn Club General Partnership.....	MD.....	NIA.....	English Turn Realty Management, Inc.....	O/B/M.....	1.000	The Travelers Companies, Inc.....	0108.....
3548.....	The Travelers Companies, Inc.....	00000.....	41-1762781				Camperdown Corporation.....	DE.....	NIA.....	The Travelers Companies, Inc.....	O/B.....	100.000	The Travelers Companies, Inc.....	
3548.....	The Travelers Companies, Inc.....	00000.....	41-1888760				SPC Insurance Agency, Inc.....	MN.....	NIA.....	The Travelers Companies, Inc.....	O/B/M.....	100.000	The Travelers Companies, Inc.....	
3548.....	The Travelers Companies, Inc.....	00000.....					Aprilgrange Limited.....	GB.....	NIA.....	The Travelers Companies, Inc.....	O/B.....	100.000	The Travelers Companies, Inc.....	
3548.....	The Travelers Companies, Inc.....	00000.....					F&G U.K. Underwriters Limited.....	GB.....	NIA.....	The Travelers Companies, Inc.....	O/B.....	100.000	The Travelers Companies, Inc.....	
3548.....	The Travelers Companies, Inc.....	00000.....					SPAL Pension Trustees Limited.....	GB.....	NIA.....	The Travelers Companies, Inc.....	Board.....	0.000	The Travelers Companies, Inc.....	
3548.....	The Travelers Companies, Inc.....	00000.....					Peacockgrange Limited.....	GB.....	NIA.....	The Travelers Companies, Inc.....	Board.....	0.000	The Travelers Companies, Inc.....	
3548.....	The Travelers Companies, Inc.....	00000.....					Travelers Underwriting Agency Limited.....	GB.....	NIA.....	The Travelers Companies, Inc.....	O/B.....	100.000	The Travelers Companies, Inc.....	
3548.....	The Travelers Companies, Inc.....	00000.....					Travelers Syndicate Management Limited.....	GB.....	NIA.....	The Travelers Companies, Inc.....	O/B.....	100.000	The Travelers Companies, Inc.....	
3548.....	The Travelers Companies, Inc.....	00000.....					Travelers Asia Pte. Ltd.....	SG.....	NIA.....	Travelers Syndicate Management Limited.....	Board.....	0.000	The Travelers Companies, Inc.....	
3548.....	The Travelers Companies, Inc.....	00000.....					St. Paul Surety Europe Limited.....	GB.....	NIA.....	The Travelers Companies, Inc.....	O/B.....	100.000	The Travelers Companies, Inc.....	
3548.....	The Travelers Companies, Inc.....	00000.....					Travelers Corporate Trustee Ltd.....	GB.....	NIA.....	The Travelers Companies, Inc.....	O/B.....	100.000	The Travelers Companies, Inc.....	

Q12.1

SCHEDULE Y

PART 1A - DETAIL OF INSURANCE HOLDING COMPANY SYSTEM

1	2	3	4	5	6	7	8	9	10	11	12	13	14	15
Group Code	Group Name	NAIC Company Code	Federal ID Number	Federal RSSD	CIK	Name of Securities Exchange if Publicly Traded (U.S. or International)	Names of Parent, Subsidiaries or Affiliates	Domiciliary Location	Relationship to Reporting Entity	Directly Controlled by (Name of Entity/Person)	Type of Control (Ownership Board, Management Attorney-in-Fact, Influence, Other)	If Control is Ownership Provide Percentage	Ultimate Controlling Entity(ies)/Person(s)	*
3548.....	The Travelers Companies, Inc.....	00000.....					Travelers London Limited.....	GB.....	NIA.....	The Travelers Companies, Inc.....	O/B.....	100.000	The Travelers Companies, Inc.....	
3548.....	The Travelers Companies, Inc.....	00000.....					Solicitors Professional Indemnity Limited.....	GB.....	NIA.....	Travelers London Limited.....	Board.....	0.000	The Travelers Companies, Inc.....	
3548.....	The Travelers Companies, Inc.....	00000.....	41-1880024				St. Paul London Properties, Inc.....	MN.....	NIA.....	The Travelers Companies, Inc.....	Board.....	0.000	The Travelers Companies, Inc.....	
3548.....	The Travelers Companies, Inc.....	00000.....	52-1965525				TCI Global Services, Inc.....	DE.....	NIA.....	The Travelers Companies, Inc.....	O/B/M.....	100.000	The Travelers Companies, Inc.....	
3548.....	The Travelers Companies, Inc.....	00000.....					Travelers Management Limited.....	GB.....	NIA.....	The Travelers Companies, Inc.....	O/B.....	100.000	The Travelers Companies, Inc.....	
3548.....	The Travelers Companies, Inc.....	00000.....	AA-1121375				Travelers Insurance Company Limited.....	GB.....	IA.....	The Travelers Companies, Inc.....	O/B.....	100.000	The Travelers Companies, Inc.....	
3548.....	The Travelers Companies, Inc.....	00000.....					Travelers Professional Risks Limited.....	GB.....	NIA.....	Travelers Insurance Company Limited.....	O/B.....	100.000	The Travelers Companies, Inc.....	
3548.....	The Travelers Companies, Inc.....	00000.....	06-1008174				Travelers Property Casualty Corp.....	CT.....	UIP.....	The Travelers Companies, Inc.....	O/B/M.....	100.000	The Travelers Companies, Inc.....	
3548.....	The Travelers Companies, Inc.....	00000.....	06-0566030				Constitution Plaza, Inc.....	CT.....	NIA.....	Travelers Property Casualty Corp.....	O/B/M.....	100.000	The Travelers Companies, Inc.....	
3548.....	The Travelers Companies, Inc.....	00000.....	06-1445591				Travelers Insurance Group Holdings Inc.....	DE.....	UDP.....	Travelers Property Casualty Corp.....	O/B/M.....	100.000	The Travelers Companies, Inc.....	
3548.....	The Travelers Companies, Inc.....	19070.....	06-6033509				The Standard Fire Insurance Company.....	CT.....		Travelers Insurance Group Holdings Inc.....	O/B/M.....	100.000	The Travelers Companies, Inc.....	
3548.....	The Travelers Companies, Inc.....	00000.....	06-6033509				Standard Fire Properties, LLC.....	DE.....	DS.....	The Standard Fire Insurance Company.....	O/M.....	100.000	The Travelers Companies, Inc.....	
3548.....	The Travelers Companies, Inc.....	00000.....	94-3097171				Bayhill Restaurant II Associates.....	CA.....	DS.....	Standard Fire Properties, LLC.....	O.....	50.000	The Travelers Companies, Inc.....	0109.....
3548.....	The Travelers Companies, Inc.....	00000.....	06-6033509				Standard Fire UK Investments, LLC.....	DE.....	DS.....	The Standard Fire Insurance Company.....	O/M.....	100.000	The Travelers Companies, Inc.....	
3548.....	The Travelers Companies, Inc.....	19062.....	06-0848755				The Automobile Insurance Company of Hartford, Connecticut	CT.....	DS.....	The Standard Fire Insurance Company.....	O/B/M.....	100.000	The Travelers Companies, Inc.....	
3548.....	The Travelers Companies, Inc.....	00000.....	06-0848755				Auto Hartford Investments, LLC.....	DE.....	DS.....	The Automobile Insurance Company of Hartford, Connecticut	O/M.....	100.000	The Travelers Companies, Inc.....	
3548.....	The Travelers Companies, Inc.....	36145.....	06-1286264				Travelers Personal Security Insurance Company.....	CT.....	DS.....	The Standard Fire Insurance Company.....	O/B/M.....	100.000	The Travelers Companies, Inc.....	
3548.....	The Travelers Companies, Inc.....	36161.....	06-1286274				Travelers Property Casualty Insurance Company ..	CT.....	DS.....	The Standard Fire Insurance Company.....	O/B/M.....	100.000	The Travelers Companies, Inc.....	
3548.....	The Travelers Companies, Inc.....	38130.....	36-3703200				Travelers Personal Insurance Company.....	CT.....	DS.....	The Standard Fire Insurance Company.....	O/B/M.....	100.000	The Travelers Companies, Inc.....	
3548.....	The Travelers Companies, Inc.....	00000.....	27-4469564				Travelers Texas MGA, Inc.....	TX.....	DS.....	The Standard Fire Insurance Company.....	O/B/M.....	100.000	The Travelers Companies, Inc.....	
3548.....	The Travelers Companies, Inc.....	00000.....	06-6033509				Oregon Evergreen Investor I, LLC.....	DE.....	DS.....	The Standard Fire Insurance Company.....	O/M.....	100.000	The Travelers Companies, Inc.....	
3548.....	The Travelers Companies, Inc.....	00000.....	61-1639956				Lone Rock Timber Investments I, LLC.....	DE.....	DS.....	Oregon Evergreen Investor I, LLC.....	O.....	75.000	The Travelers Companies, Inc.....	0110.....
3548.....	The Travelers Companies, Inc.....	00000.....	98-0190863				Travelers (Bermuda) Limited.....	BM.....	IA.....	Travelers Insurance Group Holdings, Inc.....	O/B/M.....	100.000	The Travelers Companies, Inc.....	
3548.....	The Travelers Companies, Inc.....	00000.....	20-4312440				Travelers Lloyds Management Company.....	TX.....	NIA.....	Travelers Insurance Group Holdings, Inc.....	O/B/M.....	100.000	The Travelers Companies, Inc.....	
3548.....	The Travelers Companies, Inc.....	00000.....	06-1534005				TPC Investments Inc.....	CT.....	NIA.....	Travelers Insurance Group Holdings, Inc.....	O/B/M.....	100.000	The Travelers Companies, Inc.....	
3548.....	The Travelers Companies, Inc.....	19038.....	06-6033504				Travelers Casualty and Surety Company.....	CT.....	IA.....	Travelers Insurance Group Holdings, Inc.....	O/B/M.....	100.000	The Travelers Companies, Inc.....	
3548.....	The Travelers Companies, Inc.....	41483.....	06-1067463				Farmington Casualty Company.....	CT.....	IA.....	Travelers Casualty and Surety Company.....	O/B/M.....	100.000	The Travelers Companies, Inc.....	
3548.....	The Travelers Companies, Inc.....	00000.....					Travelers Guarantee Company of Canada.....	CA.....	IA.....	Travelers Casualty and Surety Company.....	O/B/M.....	100.000	The Travelers Companies, Inc.....	
3548.....	The Travelers Companies, Inc.....	00000.....					Coronation Insurance Company Limited.....	CA.....	IA.....	Travelers Guarantee Company of Canada.....	O/B/M.....	100.000	The Travelers Companies, Inc.....	
3548.....	The Travelers Companies, Inc.....	31194.....	06-0907370				Travelers Casualty and Surety Company of America	CT.....	IA.....	Travelers Casualty and Surety Company.....	O/B/M.....	100.000	The Travelers Companies, Inc.....	
3548.....	The Travelers Companies, Inc.....	00000.....	06-0907370				Travelers Brazil Holding LLC.....	DE.....	NIA.....	Travelers Casualty and Surety Company of America	O/B/M.....	100.000	The Travelers Companies, Inc.....	
3548.....	The Travelers Companies, Inc.....	00000.....	06-0907370				Travelers Brazil Acquisition LLC.....	DE.....	NIA.....	Travelers Brazil Holding, LLC.....	O/B/M.....	100.000	The Travelers Companies, Inc.....	
3548.....	The Travelers Companies, Inc.....	00000.....					J. Malucelli Participações em Seguros e Resseguros S.A. ("Holdco")	BR.....	NIA.....	Travelers Brazil Acquisition LLC.....	O/B.....	43.400	The Travelers Companies, Inc.....	0111.....

Q12.2

SCHEDULE Y

PART 1A - DETAIL OF INSURANCE HOLDING COMPANY SYSTEM

1	2	3	4	5	6	7	8	9	10	11	12	13	14	15
Group Code	Group Name	NAIC Company Code	Federal ID Number	Federal RSSD	CIK	Name of Securities Exchange if Publicly Traded (U.S. or International)	Names of Parent, Subsidiaries or Affiliates	Domiciliary Location	Relationship to Reporting Entity	Directly Controlled by (Name of Entity/Person)	Type of Control (Ownership Board, Management Attorney-in-Fact, Influence, Other)	If Control is Ownership Provide Percentage	Ultimate Controlling Entity(ies)/Person(s)	*
3548.....	The Travelers Companies, Inc.....	00000.....					J. Malucelli Resseguradora S.A.....	BR.....	IA.....	J. Malucelli Participações em Seguros e Resseguros S.A.	O/B.....	100.000	The Travelers Companies, Inc.....	0111.....
3548.....	The Travelers Companies, Inc.....	00000.....					J. Malucelli Controle de Riscos Ltda.....	BR.....	NIA.....	J. Malucelli Resseguradora S.A.....	O/B.....	0.010	The Travelers Companies, Inc.....	0111.....
3548.....	The Travelers Companies, Inc.....	00000.....					J. Malucelli Seguradora S.A.....	BR.....	IA.....	J. Malucelli Participações em Seguros e Resseguros S.A.	O/B.....	100.000	The Travelers Companies, Inc.....	0111.....
3548.....	The Travelers Companies, Inc.....	00000.....					J. Malucelli Controle de Riscos Ltda.....	BR.....	NIA.....	J. Malucelli Seguradora S.A.....	O/B.....	99.900	The Travelers Companies, Inc.....	0111.....
3548.....	The Travelers Companies, Inc.....	00000.....					J. Malucelli Seguros S.A.....	BR.....	IA.....	J. Malucelli Participações em Seguros e Resseguros S.A.	O/B.....	100.000	The Travelers Companies, Inc.....	0111.....
3548.....	The Travelers Companies, Inc.....	19046.....	06-0876835				Travelers Casualty Insurance Company of America	CT.....	IA.....	Travelers Casualty and Surety Company.....	O/B/M.....	100.000	The Travelers Companies, Inc.....	
3548.....	The Travelers Companies, Inc.....	36170.....	06-1286266				Travelers Casualty Company of Connecticut.....	CT.....	IA.....	Travelers Casualty and Surety Company.....	O/B/M.....	100.000	The Travelers Companies, Inc.....	
3548.....	The Travelers Companies, Inc.....	00000.....	06-6033504				Travelers Casualty UK Investments LLC.....	DE.....	NIA.....	Travelers Casualty and Surety Company.....	O/M.....	100.000	The Travelers Companies, Inc.....	
3548.....	The Travelers Companies, Inc.....	36137.....	06-1286268				Travelers Commercial Insurance Company.....	CT.....	IA.....	Travelers Casualty and Surety Company.....	O/B/M.....	100.000	The Travelers Companies, Inc.....	
3548.....	The Travelers Companies, Inc.....	29696.....	06-1203698				Travelers Excess and Surplus Lines Company	CT.....	IA.....	Travelers Casualty and Surety Company.....	O/B/M.....	100.000	The Travelers Companies, Inc.....	
3548.....	The Travelers Companies, Inc.....	41564.....	75-1732040				Travelers Lloyds of Texas Insurance Company.....	TX.....	IA.....	Travelers Casualty and Surety Company.....	O/M/A.....	100.000	The Travelers Companies, Inc.....	
3548.....	The Travelers Companies, Inc.....	00000.....	75-2676034				Travelers MGA, Inc.....	TX.....	NIA.....	Travelers Casualty and Surety Company.....	O/B/M.....	100.000	The Travelers Companies, Inc.....	
3548.....	The Travelers Companies, Inc.....	25658.....	06-0566050				The Travelers Indemnity Company	CT.....	IA.....	Travelers Insurance Group Holdings Inc.....	O/B/M.....	100.000	The Travelers Companies, Inc.....	
3548.....	The Travelers Companies, Inc.....	00000.....	06-0566050				Arch Street North LLC	DE.....	NIA.....	The Travelers Indemnity Company	O/M.....	100.000	The Travelers Companies, Inc.....	
3548.....	The Travelers Companies, Inc.....	25615.....	06-0291290				The Charter Oak Fire Insurance Company.....	CT.....	IA.....	The Travelers Indemnity Company	O/B/M.....	100.000	The Travelers Companies, Inc.....	
3548.....	The Travelers Companies, Inc.....	00000.....	06-1345091				Countersignature Agency, Inc.....	FL.....	NIA.....	The Travelers Indemnity Company	O/B/M.....	100.000	The Travelers Companies, Inc.....	
3548.....	The Travelers Companies, Inc.....	10647.....	59-3372141				First Floridian Auto and Home Insurance Company	FL.....	IA.....	The Travelers Indemnity Company	O/B/M.....	100.000	The Travelers Companies, Inc.....	
3548.....	The Travelers Companies, Inc.....	29930.....	22-3129711				First Trenton Indemnity Company.....	CT.....	IA.....	The Travelers Indemnity Company	O/B/M.....	100.000	The Travelers Companies, Inc.....	
3548.....	The Travelers Companies, Inc.....	42811.....	56-1371361				Gulf Underwriters Insurance Company.....	CT.....	IA.....	The Travelers Indemnity Company	O/B/M.....	100.000	The Travelers Companies, Inc.....	
3548.....	The Travelers Companies, Inc.....	22233.....	75-6013697				Select Insurance Company.....	TX.....	IA.....	The Travelers Indemnity Company	O/B/M.....	100.000	The Travelers Companies, Inc.....	
3548.....	The Travelers Companies, Inc.....	00000.....					Gulf Underwriting Limited.....	GB.....	IA.....	The Travelers Indemnity Company	O/B.....	100.000	The Travelers Companies, Inc.....	
3548.....	The Travelers Companies, Inc.....	00000.....					Travelers Casualty and Surety Company of Europe, Limited	GB.....	IA.....	The Travelers Indemnity Company	O/B/M.....	100.000	The Travelers Companies, Inc.....	
3548.....	The Travelers Companies, Inc.....	38385.....	75-1679830				Commercial Guaranty Insurance Company.....	DE.....	IA.....	The Travelers Indemnity Company	O/B/M.....	100.000	The Travelers Companies, Inc.....	
3548.....	The Travelers Companies, Inc.....	00000.....	06-0566050				Crystal Brook, LLC.....	DE.....	NIA.....	The Travelers Indemnity Company	O/B/M.....	100.000	The Travelers Companies, Inc.....	
3548.....	The Travelers Companies, Inc.....	00000.....	06-0566050				Durham Holding, LLC.....	DE.....	NIA.....	Crystal Brook, LLC.....	O/B/M.....	100.000	The Travelers Companies, Inc.....	
3548.....	The Travelers Companies, Inc.....	00000.....	06-0566050				Sutton Holdco, LLC.....	DE.....	NIA.....	The Travelers Indemnity Company	O/B/M.....	100.000	The Travelers Companies, Inc.....	
3548.....	The Travelers Companies, Inc.....	00000.....	06-0566050				Cadet Limited, LLC.....	DE.....	NIA.....	Sutton Holdco, LLC.....	O/B/M.....	100.000	The Travelers Companies, Inc.....	
3548.....	The Travelers Companies, Inc.....	00000.....	06-0566050				Arrowhead Company, LLC.....	DE.....	NIA.....	The Travelers Indemnity Company	O/B/M.....	100.000	The Travelers Companies, Inc.....	
3548.....	The Travelers Companies, Inc.....	00000.....	06-0566050				Eastern Asset, LLC.....	DE.....	NIA.....	Arrowhead Company, LLC.....	O/B/M.....	100.000	The Travelers Companies, Inc.....	

Q12.3

SCHEDULE Y

PART 1A - DETAIL OF INSURANCE HOLDING COMPANY SYSTEM

1	2	3	4	5	6	7	8	9	10	11	12	13	14	15
Group Code	Group Name	NAIC Company Code	Federal ID Number	Federal RSSD	CIK	Name of Securities Exchange if Publicly Traded (U.S. or International)	Names of Parent, Subsidiaries or Affiliates	Domiciliary Location	Relationship to Reporting Entity	Directly Controlled by (Name of Entity/Person)	Type of Control (Ownership Board, Management Attorney-in-Fact, Influence, Other)	If Control is Ownership Provide Percentage	Ultimate Controlling Entity(ies)/Person(s)	*
3548.....	The Travelers Companies, Inc.....	00000.....	41-1769846				Jupiter Holdings, Inc.....	MN.....	NIA.....	The Travelers Indemnity Company	O/B/M.....	...100.000	The Travelers Companies, Inc.....	
3548.....	The Travelers Companies, Inc.....	43117.....	86-0703220				American Equity Insurance Company.....	AZ.....	IA.....	Jupiter Holdings, Inc.....	O/B/M.....	...100.000	The Travelers Companies, Inc.....	
3548.....	The Travelers Companies, Inc.....	10819.....	86-0868106				American Equity Specialty Insurance Company.....	CT.....	IA.....	American Equity Insurance Company.....	O/B/M.....	...100.000	The Travelers Companies, Inc.....	
3548.....	The Travelers Companies, Inc.....	24015.....	41-6009967				Northland Insurance Company.....	CT.....	IA.....	Jupiter Holdings, Inc.....	O/B/M.....	...100.000	The Travelers Companies, Inc.....	
3548.....	The Travelers Companies, Inc.....	27987.....	41-0983992				Northfield Insurance Company.....	IA.....	IA.....	Northland Insurance Company.....	O/B/M.....	...100.000	The Travelers Companies, Inc.....	
3548.....	The Travelers Companies, Inc.....	24031.....	94-6051964				Northland Casualty Company.....	CT.....	IA.....	Northland Insurance Company.....	O/B/M.....	...100.000	The Travelers Companies, Inc.....	
3548.....	The Travelers Companies, Inc.....	00000.....	41-1720288				Northland Risk Management Services, Inc.....	MN.....	NIA.....	Jupiter Holdings, Inc.....	O/B/M.....	...100.000	The Travelers Companies, Inc.....	
3548.....	The Travelers Companies, Inc.....	00000.....	06-0566050				Travelers Indemnity U.K. Investments LLC.....	CT.....	NIA.....	The Travelers Indemnity Company	O/B/M.....	...100.000	The Travelers Companies, Inc.....	
3548.....	The Travelers Companies, Inc.....	00000.....	06-0566050				TPC U.K. Investments LLC.....	DE.....	NIA.....	The Travelers Indemnity Company	O/B/M.....	...100.000	The Travelers Companies, Inc.....	
3548.....	The Travelers Companies, Inc.....	25623.....	06-0303275				The Phoenix Insurance Company.....	CT.....	IA.....	The Travelers Indemnity Company	O/B/M.....	...100.000	The Travelers Companies, Inc.....	
3548.....	The Travelers Companies, Inc.....	25666.....	58-6020487				The Travelers Indemnity Company of America.....	CT.....	IA.....	The Phoenix Insurance Company.....	O/B/M.....	...100.000	The Travelers Companies, Inc.....	
3548.....	The Travelers Companies, Inc.....	25682.....	06-0336212				The Travelers Indemnity Company of Connecticut.....	CT.....	IA.....	The Phoenix Insurance Company.....	O/B/M.....	...100.000	The Travelers Companies, Inc.....	
3548.....	The Travelers Companies, Inc.....	25674.....	36-2719165				Travelers Property Casualty Company of America..	CT.....	IA.....	The Phoenix Insurance Company.....	O/B/M.....	...100.000	The Travelers Companies, Inc.....	
3548.....	The Travelers Companies, Inc.....	00000.....	06-1501229				Constitution State Services LLC.....	DE.....	NIA.....	The Phoenix Insurance Company.....	O/M.....	...100.000	The Travelers Companies, Inc.....	
3548.....	The Travelers Companies, Inc.....	00000.....	06-0303275				Phoenix UK Investments LLC.....	DE.....	NIA.....	The Phoenix Insurance Company.....	O/M.....	...100.000	The Travelers Companies, Inc.....	
3548.....	The Travelers Companies, Inc.....	12850.....	04-3175569				The Premier Insurance Company of Massachusetts	MA.....	IA.....	The Travelers Indemnity Company	O/B/M.....	...100.000	The Travelers Companies, Inc.....	
3548.....	The Travelers Companies, Inc.....	28188.....	35-1838077				TravCo Insurance Company.....	CT.....	IA.....	The Travelers Indemnity Company	O/B/M.....	...100.000	The Travelers Companies, Inc.....	
3548.....	The Travelers Companies, Inc.....	00000.....	20-4403403				TINDY Foreign, Inc.....	DE.....	NIA.....	The Travelers Indemnity Company	O/B/M.....	...100.000	The Travelers Companies, Inc.....	
3548.....	The Travelers Companies, Inc.....	40282.....	95-3634110				Travelers Commercial Casualty Company.....	CT.....	IA.....	The Travelers Indemnity Company	O/B/M.....	...100.000	The Travelers Companies, Inc.....	
3548.....	The Travelers Companies, Inc.....	00000.....	62-1657094				Travelers Distribution Alliance, Inc.....	DE.....	NIA.....	The Travelers Indemnity Company	O/B/M.....	...100.000	The Travelers Companies, Inc.....	
3548.....	The Travelers Companies, Inc.....	00000.....	06-0566050				Travelers TLD, LLC.....	DE.....	NIA.....	The Travelers Indemnity Company	O/B/M.....	...100.000	The Travelers Companies, Inc.....	
3548.....	The Travelers Companies, Inc.....	27998.....	35-1838079				The Travelers Home and Marine Insurance Company	CT.....	IA.....	The Travelers Indemnity Company	O/B/M.....	...100.000	The Travelers Companies, Inc.....	
3548.....	The Travelers Companies, Inc.....	41262.....	76-0002592				The Travelers Lloyds Insurance Company.....	TX.....	IA.....	The Travelers Indemnity Company	O/M/A.....	...100.000	The Travelers Companies, Inc.....	
3548.....	The Travelers Companies, Inc.....	00000.....	06-0566050				Travelers Marine, LLC.....	DE.....	NIA.....	The Travelers Indemnity Company	O/B/M.....	...100.000	The Travelers Companies, Inc.....	

Q12.4

Asterisk	Explanation
0100.	Laurel Village Joint Venture Partnership is 50% owned by an unrelated party with no current economic interest.
0101.	USF&G/Fidelity Retail Associates Limited Partnership is 83.95% owned by United State Fidelity and Guaranty Company 1% owned by USF&G Retail Associates GP, Inc.
0102.	Black Mountain Ranch Limited Partnership is 85% owned by St. Paul Fire and Marine Insurance Company and 1% owned by BMR Sports Properties, Inc.
0103.	St. Paul Fire and Marine Insurance Company has a 67% ownership and 80% economic interest of UA Combined Investment Company Limited.
0104.	Jago Dedicated Limited is 88.9% owned by UA Combined Investment Company Limited and 11.1% owned by St. Paul Fire and Marine Insurance Company
0105.	Castle Pines Fidelity Associates Limited Partnership is 99% owned by St. Paul Fire and Marine Insurance Company and 1% owned by Castle Pines Fidelity Realty, Inc.
0106.	Fidelity Castle Pines Limited Partnership is 50% owned by an unrelated party with no current economic interest.
0107.	English Turn Limited Partnership is 99% owned by English Turn Fidelity Realty, Inc. and 1% owned by St. Paul Fire and Marine Insurance Company.

SCHEDULE Y

PART 1A - DETAIL OF INSURANCE HOLDING COMPANY SYSTEM

1	2	3	4	5	6	7	8	9	10	11	12	13	14	15
Group Code	Group Name	NAIC Company Code	Federal ID Number	Federal RSSD	CIK	Name of Securities Exchange if Publicly Traded (U.S. or International)	Names of Parent, Subsidiaries or Affiliates	Domiciliary Location	Relationship to Reporting Entity	Directly Controlled by (Name of Entity/Person)	Type of Control (Ownership Board, Management Attorney-in-Fact, Influence, Other)	If Control is Ownership Provide Percentage	Ultimate Controlling Entity(ies)/Person(s)	*
0108.	Fidelity English Turn Club General Partnership is 99% owned by English Turn Fidelity Realty, Inc. and 1% owned by English Turn Realty Management, Inc.													
0109.	Bayhill Restaurant II Associates is 50% owned by an unrelated party, which is the manager.													
0110.	Lone Rock Timber Investments I, LLC's other 25% member and manager are unaffiliated with Travelers													
0111.	Control determination is based upon application of the last sentence of SSAP 25 paragraph 4.													

Q12.5

THE STANDARD FIRE INSURANCE COMPANY

PART 1 - LOSS EXPERIENCE

Lines of Business	Current Year to Date			4 Prior Year to Date Direct Loss Percentage
	1 Direct Premiums Earned	2 Direct Losses Incurred	3 Direct Loss Percentage	
1. Fire.....	6,085,951	2,785,668	45.8	28.1
2. Allied lines.....	59,548,063	9,295,712	15.6	16.1
3. Farmowners multiple peril.....	0	1	0.0	0.0
4. Homeowners multiple peril.....	146,718,699	86,648,321	59.1	50.1
5. Commercial multiple peril.....	17,372	(343,499)	(1,977.3)	(16,620.8)
6. Mortgage guaranty.....	0	0	0.0	0.0
8. Ocean marine.....	12,796,656	1,293,610	10.1	23.8
9. Inland marine.....	3,001,871	1,516,838	50.5	26.6
10. Financial guaranty.....	0	0	0.0	0.0
11.1. Medical professional liability - occurrence.....	0	(115,631)	0.0	0.0
11.2. Medical professional liability - claims-made.....	0	0	0.0	0.0
12. Earthquake.....	1,852,612	80,361	4.3	0.3
13. Group accident and health.....	0	0	0.0	0.0
14. Credit accident and health.....	0	0	0.0	0.0
15. Other accident and health.....	0	0	0.0	0.0
16. Workers' compensation.....	43,723,737	33,827,982	77.4	(55.7)
17.1. Other liability-occurrence.....	2,945,336	(313,594)	(10.6)	(176.9)
17.2. Other liability-claims made.....	0	7	0.0	0.0
17.3. Excess workers' compensation.....	0	1,208	0.0	0.0
18.1. Products liability-occurrence.....	0	77,743	0.0	0.0
18.2. Products liability-claims made.....	0	0	0.0	0.0
19.1, 19.2. Private passenger auto liability.....	45,667,113	29,431,316	64.4	51.3
19.3, 19.4. Commercial auto liability.....	0	(207,122)	0.0	0.0
21. Auto physical damage.....	29,513,528	16,952,506	57.4	58.3
22. Aircraft (all perils).....	0	0	0.0	0.0
23. Fidelity.....	0	51	0.0	0.0
24. Surety.....	366	(305)	(83.2)	(1,590.2)
26. Burglary and theft.....	2,440	849	34.8	12.5
27. Boiler and machinery.....	0	0	0.0	0.0
28. Credit.....	0	0	0.0	0.0
29. International.....	0	0	0.0	0.0
30. Warranty.....	0	0	0.0	0.0
31. Reinsurance-nonproportional assumed property.....	XXX	XXX	XXX	XXX
32. Reinsurance-nonproportional assumed liability.....	XXX	XXX	XXX	XXX
33. Reinsurance-nonproportional assumed financial lines.....	XXX	XXX	XXX	XXX
34. Aggregate write-ins for other lines of business.....	0	0	0.0	0.0
35. Totals.....	351,873,744	180,932,021	51.4	29.4
DETAILS OF WRITE-INS				
3401.....	0	0	0.0	0.0
3402.....	0	0	0.0	0.0
3403.....	0	0	0.0	0.0
3498. Sum. of remaining write-ins for Line 34 from overflow page.....	0	0	0.0	XXX
3499. Totals (Lines 3401 thru 3403 plus 3498) (Line 34).....	0	0	0.0	0.0

PART 2 - DIRECT PREMIUMS WRITTEN

Lines of Business	1	2	3
	Current Quarter	Current Year to Date	Prior Year Year to Date
1. Fire.....	6,122,657	6,122,657	5,634,203
2. Allied lines.....	50,424,353	50,424,353	49,690,207
3. Farmowners multiple peril.....	0	0	0
4. Homeowners multiple peril.....	120,490,623	120,490,623	125,163,016
5. Commercial multiple peril.....	16,229	16,229	16,408
6. Mortgage guaranty.....	0	0	0
8. Ocean marine.....	9,551,554	9,551,554	10,648,365
9. Inland marine.....	2,653,378	2,653,378	2,718,260
10. Financial guaranty.....	0	0	0
11.1. Medical professional liability - occurrence.....	0	0	0
11.2. Medical professional liability - claims made.....	0	0	0
12. Earthquake.....	1,461,055	1,461,055	1,656,235
13. Group accident and health.....	0	0	0
14. Credit accident and health.....	0	0	0
15. Other accident and health.....	0	0	0
16. Workers' compensation.....	42,827,450	42,827,450	49,146,568
17.1. Other liability-occurrence.....	2,585,661	2,585,661	2,845,368
17.2. Other liability-claims made.....	0	0	0
17.3. Excess workers' compensation.....	0	0	0
18.1. Products liability-occurrence.....	0	0	0
18.2. Products liability-claims made.....	0	0	0
19.1 19.2. Private passenger auto liability.....	44,312,615	44,312,615	45,155,104
19.3 19.4. Commercial auto liability.....	0	0	0
21. Auto physical damage.....	28,496,569	28,496,569	28,689,099
22. Aircraft (all perils).....	0	0	0
23. Fidelity.....	0	0	0
24. Surety.....	100	100	200
26. Burglary and theft.....	2,123	2,123	2,340
27. Boiler and machinery.....	0	0	0
28. Credit.....	0	0	0
29. International.....	0	0	0
30. Warranty.....	0	0	0
31. Reinsurance-nonproportional assumed property.....	XXX	XXX	XXX
32. Reinsurance-nonproportional assumed liability.....	XXX	XXX	XXX
33. Reinsurance-nonproportional assumed financial lines.....	XXX	XXX	XXX
34. Aggregate write-ins for other lines of business.....	0	0	0
35. Totals.....	308,944,367	308,944,367	321,365,373
DETAILS OF WRITE-INS			
3401.....	0	0	0
3402.....	0	0	0
3403.....	0	0	0
3498. Sum. of remaining write-ins for Line 34 from overflow page.....	0	0	0
3499. Totals (Lines 3401 thru 3403 plus 3498) (Line 34).....	0	0	0

PART 3 (000 omitted)

LOSS AND LOSS ADJUSTMENT EXPENSE RESERVES SCHEDULE

	1	2	3	4	5	6	7	8	9	10	11	12	13
Years in Which Losses Occurred	Prior Year-End Known Case Loss and LAE Reserves	Prior Year-End IBNR Loss and LAE Reserves	Total Prior Year-End Loss and LAE Reserves (Cols. 1 + 2)	2012 Loss and LAE Payments on Claims Reported as of Prior Year-End	2012 Loss and LAE Payments on Claims Unreported as of Prior Year-End	Total 2012 Loss and LAE Payments (Cols. 4 + 5)	Q.S. Date Known Case Loss and LAE Reserves on Claims Reported and Open as of Prior Year-End	Q.S. Date Known Case Loss and LAE Reserves on Claims Reported or Reopened Subsequent to Prior Year-End	Q.S. Date IBNR Loss and LAE Reserves	Total Q.S. Loss and LAE Reserves (Cols. 7 + 8 + 9)	Prior Year-End Known Case Loss and LAE Reserves Developed (Savings)/Deficiency (Cols. 4 + 7 minus Col. 1)	Prior Year-End IBNR Loss and LAE Reserves Developed (Savings)/Deficiency (Cols. 5 + 8 + 9 minus Col. 2)	Prior Year-End Total Loss and LAE Reserve Developed (Savings)/Deficiency (Cols. 11 + 12)
1. 2009 + Prior.....	492,064	659,591	1,151,655	30,430	3,517	33,947	472,788	2,732	623,746	1,099,266	11,154	(29,596)	(18,442)
2. 2010.....	94,934	133,816	228,749	16,759	865	17,624	87,856	1,463	119,620	208,938	9,681	(11,869)	(2,187)
3. Subtotals 2010 + Prior.....	586,997	793,407	1,380,404	47,189	4,382	51,570	560,644	4,195	743,366	1,308,204	20,835	(41,465)	(20,630)
4. 2011.....	141,121	242,027	383,149	50,861	9,551	60,412	124,601	7,130	198,947	330,679	34,341	(26,399)	7,942
5. Subtotals 2011 + Prior.....	728,119	1,035,434	1,763,553	98,050	13,932	111,982	685,245	11,325	942,313	1,638,883	55,176	(67,864)	(12,688)
6. 2012.....	XXX	XXX	XXX	XXX	36,922	36,922	XXX	29,015	92,234	121,249	XXX	XXX	XXX
7. Totals.....	728,119	1,035,434	1,763,553	98,050	50,855	148,905	685,245	40,339	1,034,547	1,760,132	55,176	(67,864)	(12,688)
8. Prior Year-End's Surplus As Regards Policyholders	1,009,866										Col. 11, Line 7 As % of Col. 1, Line 7	Col. 12, Line 7 As % of Col. 2, Line 7	Col. 13, Line 7 As % of Col. 3, Line 7
											1.7.6 %	2.(6.6)%	3.(0.7)%
													Col. 13, Line 7 Line 8
													4.(1.3)%

Q14

THE STANDARD FIRE INSURANCE COMPANY SUPPLEMENTAL EXHIBITS AND SCHEDULES INTERROGATORIES

The following supplemental reports are required to be filed as part of your statement filing. However, in the event that your company does not transact the type of business for which the special report must be filed, your response of NO to the specific interrogatory will be accepted in lieu of filing a "NONE" report and a bar code will be printed below. If the supplement is required of your company but is not being filed for whatever reason, enter SEE EXPLANATION and provide an explanation following the interrogatory questions.

	Response
1. Will the Trusteed Surplus Statement be filed with the state of domicile and the NAIC with this statement?	NO
2. Will Supplement A to Schedule T (Medical Professional Liability Supplement) be filed with this statement?	YES
3. Will the Medicare Part D Coverage Supplement be filed with the state of domicile and the NAIC with this statement?	NO
4. Will the Director and Officer Supplement be filed with the state of domicile and the NAIC with this statement?	NO

Explanation:

- 1.
- 2.
- 3.
- 4.

Bar Code:



Overflow Page for Write-Ins

Additional Write-ins for Assets:

	Current Statement Date			4 December 31, Prior Year Net Admitted Assets
	1 Assets	2 Nonadmitted Assets	3 Net Admitted Assets (Cols. 1 - 2)	
2504. State surcharges receivable.....	2,416,344	0	2,416,344	2,320,248
2505. Suspense, undistributed payments.....	103	0	103	(494)
2506. Other assets nonadmitted.....	549,870	549,870	0	0
2507. Assumed reinsurance receivable and payable.....	(19,480)	0	(19,480)	(25,551)
2597. Summary of remaining write-ins for Line 25.....	2,946,837	549,870	2,396,967	2,294,204

Additional Write-ins for Statement of Income:

	1 Current Year to Date	2 Prior Year to Date	3 Prior Year Ended December 31
1404. Profit and loss, miscellaneous.....	(384,623)	(391,894)	(1,966,731)
1497. Summary of remaining write-ins for Line 14.....	(384,623)	(391,894)	(1,966,731)

THE STANDARD FIRE INSURANCE COMPANY
SCHEDULE A - VERIFICATION

Real Estate

	1 Year to Date	2 Prior Year Ended December 31
1. Book/adjusted carrying value, December 31 of prior year.....	4,251,016	4,522,657
2. Cost of acquired:		
2.1 Actual cost at time of acquisition.....	0	0
2.2 Additional investment made after acquisition.....	0	14,742
3. Current year change in encumbrances.....	0	0
4. Total gain (loss) on disposals.....	0	0
5. Deduct amounts received on disposals.....	0	0
6. Total foreign exchange change in book/adjusted carrying value.....	0	0
7. Deduct current year's other than temporary impairment recognized.....	0	0
8. Deduct current year's depreciation.....	71,749	286,384
9. Book/adjusted carrying value at end of current period (Lines 1+2+3+4-5+6-7-8).....	4,179,267	4,251,016
10. Deduct total nonadmitted amounts.....	0	0
11. Statement value at end of current period (Line 9 minus Line 10).....	4,179,267	4,251,016

SCHEDULE B - VERIFICATION

Mortgage Loans

	1 Year to Date	2 Prior Year Ended December 31
1. Book value/recorded investment excluding accrued interest, December 31 of prior year.....	0	0
2. Cost of acquired:		
2.1 Actual cost at time of acquisition.....	0	0
2.2 Additional investment made after acquisition.....	0	0
3. Capitalized deferred interest and other.....	0	0
4. Accrual of discount.....	0	0
5. Unrealized valuation increase (decrease).....	0	0
6. Total gain (loss) on disposals.....	0	0
7. Deduct amounts received on disposals.....	0	0
8. Deduct amortization of premium and mortgage interest points and commitment fees.....	0	0
9. Total foreign exchange change in book value/recorded investment excluding accrued interest.....	0	0
10. Deduct current year's other than temporary impairment recognized.....	0	0
11. Book value/recorded investment excluding accrued interest at end of current period (Lines 1+2+3+4+5+6-7-8+9-10).....	0	0
12. Total valuation allowance.....	0	0
13. Subtotal (Line 11 plus Line 12).....	0	0
14. Deduct total nonadmitted amounts.....	0	0
15. Statement value at end of current period (Line 13 minus Line 14).....	0	0

NONE

SCHEDULE BA - VERIFICATION

Other Long-Term Invested Assets

	1 Year to Date	2 Prior Year Ended December 31
1. Book/adjusted carrying value, December 31 of prior year.....	201,249,126	106,490,194
2. Cost of acquired:		
2.1 Actual cost at time of acquisition.....	166,333	95,863,459
2.2 Additional investment made after acquisition.....	7,154,630	24,894,946
3. Capitalized deferred interest and other.....	0	0
4. Accrual of discount.....	0	0
5. Unrealized valuation increase (decrease).....	3,999,102	(6,511,405)
6. Total gain (loss) on disposals.....	(896)	0
7. Deduct amounts received on disposals.....	22,624,111	17,783,202
8. Deduct amortization of premium and depreciation.....	13,884	55,266
9. Total foreign exchange change in book/adjusted carrying value.....	0	0
10. Deduct current year's other than temporary impairment recognized.....	0	1,649,599
11. Book/adjusted carrying value at end of current period (Lines 1+2+3+4+5+6-7-8+9-10).....	189,930,300	201,249,126
12. Deduct total nonadmitted amounts.....	5,023,207	5,173,702
13. Statement value at end of current period (Line 11 minus Line 12).....	184,907,093	196,075,424

SCHEDULE D - VERIFICATION

Bonds and Stocks

	1 Year to Date	2 Prior Year Ended December 31
1. Book/adjusted carrying value of bonds and stocks, December 31 of prior year.....	2,681,124,533	2,913,654,054
2. Cost of bonds and stocks acquired.....	118,801,815	223,962,910
3. Accrual of discount.....	338,885	1,529,503
4. Unrealized valuation increase (decrease).....	16,305,393	(39,923,222)
5. Total gain (loss) on disposals.....	464,241	3,348,901
6. Deduct consideration for bonds and stocks disposed of.....	74,925,860	408,055,741
7. Deduct amortization of premium.....	3,331,041	13,375,342
8. Total foreign exchange change in book/adjusted carrying value.....	0	0
9. Deduct current year's other than temporary impairment recognized.....	0	16,531
10. Book/adjusted carrying value at end of current period (Lines 1+2+3+4+5-6-7+8-9).....	2,738,777,966	2,681,124,533
11. Deduct total nonadmitted amounts.....	0	0
12. Statement value at end of current period (Line 10 minus Line 11).....	2,738,777,966	2,681,124,533

SCHEDULE D - PART 1B

Showing the Acquisitions, Dispositions and Non-Trading Activity
During the Current Quarter for all Bonds and Preferred Stock by Rating Class

	1	2	3	4	5	6	7	8
	Book/Adjusted Carrying Value Beginning of Current Quarter	Acquisitions During Current Quarter	Dispositions During Current Quarter	Non-Trading Activity During Current Quarter	Book/Adjusted Carrying Value End of First Quarter	Book/Adjusted Carrying Value End of Second Quarter	Book/Adjusted Carrying Value End of Third Quarter	Book/Adjusted Carrying Value December 31 Prior Year
BONDS								
1. Class 1 (a).....	1,922,559,422	329,550,453	301,959,851	3,012,377	1,953,162,401	0	0	1,922,559,422
2. Class 2 (a).....	232,408,132	17,342,949	6,700,000	(6,027,398)	237,023,683	0	0	232,408,132
3. Class 3 (a).....	37,216,207	6,947,500	155,745	138,514	44,146,476	0	0	37,216,207
4. Class 4 (a).....	29,445,894	2,970,000	1,840,742	228,277	30,803,430	0	0	29,445,894
5. Class 5 (a).....	7,863,345	0	586,924	480,537	7,756,958	0	0	7,863,345
6. Class 6 (a).....	0	0	0	0	0	0	0	0
7. Total Bonds.....	2,229,493,000	356,810,902	311,243,262	(2,167,693)	2,272,892,947	0	0	2,229,493,000
PREFERRED STOCK								
8. Class 1.....	0	0	0	0	0	0	0	0
9. Class 2.....	621,184	0	0	13,736	634,920	0	0	621,184
10. Class 3.....	0	0	0	0	0	0	0	0
11. Class 4.....	0	0	0	0	0	0	0	0
12. Class 5.....	0	0	0	0	0	0	0	0
13. Class 6.....	0	0	0	0	0	0	0	0
14. Total Preferred Stock.....	621,184	0	0	13,736	634,920	0	0	621,184
15. Total Bonds and Preferred Stock.....	2,230,114,184	356,810,902	311,243,262	(2,153,957)	2,273,527,867	0	0	2,230,114,184

QS102

(a) Book/Adjusted Carrying Value column for the end of the current reporting period includes the following amount of non-rated short-term and cash equivalent bonds by NAIC designation:
NAIC 1 \$.....0; NAIC 2 \$.....0; NAIC 3 \$.....0; NAIC 4 \$.....0; NAIC 5 \$.....0; NAIC 6 \$.....0.

SCHEDULE DA - PART 1

Short-Term Investments

	1 Book/Adjusted Carrying Value	2 Par Value	3 Actual Cost	4 Interest Collected Year To Date	5 Paid for Accrued Interest Year To Date
9199999. Totals.....	17,180,574	XXX.....	17,180,574	515	0

SCHEDULE DA - VERIFICATION

Short-Term Investments

	1 Year to Date	2 Prior Year Ended December 31
1. Book/adjusted carrying value, December 31 of prior year.....	16,497,736	32,126,830
2. Cost of short-term investments acquired.....	238,009,087	1,319,341,211
3. Accrual of discount.....	0	0
4. Unrealized valuation increase (decrease).....	0	0
5. Total gain (loss) on disposals.....	0	0
6. Deduct consideration received on disposals.....	237,326,249	1,334,970,304
7. Deduct amortization of premium.....	0	0
8. Total foreign exchange change in book/adjusted carrying value.....	0	0
9. Deduct current year's other than temporary impairment recognized.....	0	0
10. Book/adjusted carrying value at end of current period (Lines 1+2+3+4+5-6-7+8-9).....	17,180,574	16,497,736
11. Deduct total nonadmitted amounts.....	0	0
12. Statement value at end of current period (Line 10 minus Line 11).....	17,180,574	16,497,736

**Sch. DB-Pt A-Verification
NONE**

**Sch. DB-Pt B-Verification
NONE**

**Sch. DB-Pt C-Sn 1
NONE**

**Sch. DB-Pt C-Sn 2
NONE**

**Sch. DB-Verification
NONE**

**Sch. E-Verification
NONE**

**Sch. A-Pt 2
NONE**

**Sch. A-Pt 3
NONE**

**Sch. B-Pt 2
NONE**

**Sch. B-Pt 3
NONE**

SCHEDULE BA - PART 2

Showing Other Long-Term Invested Assets ACQUIRED AND ADDITIONS MADE During the Current Quarter

1 CUSIP Identification	2 Name or Description	Location		5 Name of Vendor or General Partner	6 NAIC Design- ation	7 Date Originally Acquired	8 Type and Strategy	9 Actual Cost at Time of Acquisition	10 Additional Investment Made After Acquisition	11 Amount of Encumbrances	12 Commitment for Additional Investment	13 Percentage of Ownership
		3 City	4 State									
Joint Venture or Partnership Interests That Have Underlying Characteristics of Common Stocks - Unaffiliated												
	Silver Lake Partners Cayman, L.P.....	Menlo Park.....	CA.....	Silver Lake Partners.....		03/23/2001....3067022,4910.1
	VMG Partners II, L.P.....	San Francisco.....	CA.....	VMG Equity Partners.....		06/15/2011....3166,3330014,833,6674.0
	American Industrial Partners Capital Fund III, L.P.....	San Francisco.....	CA.....	American Industrial Partners.....		02/18/2000....301,0890118,8840.6
	Blackstone Capital Partners V L.P.....	New York.....	NY.....	Blackstone Group.....		12/07/2005....30155,75001,551,9710.1
	Chartwell Investors II, L.P.....	New York.....	NY.....	Chartwell Managers.....		02/03/1999....301,04103,4870.2
	Clayton, Dubilier & Rice Fund VI.....	New York.....	NY.....	Clayton, Dubilier & Rice, Inc.....		12/08/1998....3014,822096,9660.1
	Excellere Capital Fund II, L.P.....	Denver.....	CO.....	Excellere Partners.....		12/15/2010....30123,297019,793,6524.3
	Greenwich Street Capital Partners II, L.P.....	Florham Park.....	NJ.....	GSC Partners.....		12/29/2000....3029,32401,352,6353.0
	RRE Ventures V, L.P.....	New York.....	NY.....	RRE Ventures.....		08/02/2011....10508,66608,474,0029.9
	Silver Lake Partners, L.P.....	Menlo Park.....	CA.....	Silver Lake Partners.....		07/01/1999....3052089,8040.1
	Thompson Street Capital Partners III, L.P.....	St. Louis.....	MO.....	Thompson Street Capital Partners.....		08/04/2011....3075,000014,771,2104.4
1599999. Total - Joint Venture or Partnership Interests That Have Underlying Characteristics of Common Stocks - Unaffiliated.....							166,333909,108061,108,769XXX.....
Joint Venture or Partnership Interests That Have Underlying Characteristics of Real Estate - Unaffiliated												
	AEW Partners V, L.P.....	Boston.....	MA.....	AEW.....		07/31/2005....00182,18902,572,5093.1
1799999. Total - Joint Venture or Partnership Interests That Have Underlying Characteristics of Real Estate - Unaffiliated.....							0182,18902,572,509XXX.....
Joint Venture or Partnership Interests That Have Underlying Characteristics of Other - Unaffiliated												
QE03	CI Capital Investors II, L.P.....	New York.....	NY.....	CI Capital Partners LLC.....	New York.....	11/23/2010....30(185,507)09,661,3982.4
	Cohesive Capital Partners, L.P.....	New York.....	NY.....	Cohesive Capital Partners.....	New York.....	11/15/2010....301,056,242015,350,60019.3
	Gridiron Capital Fund II, L.P.....	New Caanan.....	CT.....	Gridiron Capital.....		05/23/2011....303,043,11908,817,4436.4
	Level Equity Growth Partners I, L.P.....	New York.....	NY.....	Level Equity Management LLC.....		04/06/2011....00159,41508,793,5689.1
	Monomoy Capital Partners II, L.P.....	New York.....	NY.....	Monomoy Capital Partners.....		09/17/2010....0084,143014,624,8743.7
	Sheridan Production Partners II-A, L.P.....	Houston.....	TX.....	Sheridan Production Partners.....		09/30/2010....00112,500013,012,5007.0
	Snow Phipps II, L.P.....	New York.....	NY.....	Snow Phipps Group LLC.....		03/04/2011....301,793,421010,070,5141.8
1999999. Total - Joint Venture or Partnership Interests That Have Underlying Characteristics of Other - Unaffiliated.....							06,063,333080,330,897XXX.....
3999999. Subtotal - Unaffiliated.....							166,3337,154,6300144,012,174XXX.....
4199999. Totals.....							166,3337,154,6300144,012,174XXX.....

SCHEDULE BA - PART 3

Showing Other Long-Term Invested Assets DISPOSED, Transferred or Repaid During the Current Quarter

1 CUSIP Identification	2 Name or Description	Location		5 Name of Purchaser or Nature of Disposal	6 Date Originally Acquired	7 Disposal Date	8 Book/Adjusted Carrying Value Less Encumbrances, Prior Year	Changes in Book/Adjusted Carrying Value					15 Book/Adjusted Carrying Value Less Encumbrances on Disposal	16 Consideration	17 Foreign Exchange Gain (Loss) on Disposal	18 Realized Gain (Loss) on Disposal	19 Total Gain (Loss) on Disposal	20 Investment Income
		3 City	4 State					9 Unrealized Valuation Increase (Decrease)	10 Current Year's (Depreciation) or (Amortization)/ Accretion	11 Current Year's Other Than Temporary Impairment Recognized	12 Capitalized Deferred Interest and Other	13 Total Change in B./A.C.V. (9+10-11+12)						
	BCP V-S L.P.....	New York.....	NY...	Distribution.....	12/07/2005	03/13/20124,731000004,7314,7310000
	Blackstone Capital Partners V L.P.....	New York.....	NY...	Distribution.....	12/07/2005	03/13/201237,0970000037,09737,0970000
	Catterton Partners IV, L.P.....	Greenwich.....	CT.....	Distribution.....	09/27/1999	02/29/201272,9780000072,97872,9780000
	Clayton, Dubilier & Rice Fund VI.....	New York.....	NY...	Distribution.....	12/08/1998	03/19/201284,1030000084,10384,1030000
	Core Capital Partners, L.P.....	Washington.....	DC...	Distribution.....	07/30/1999	02/29/201221,6710000021,67121,6710000
	Cypress Merchant Banking Partners II L.P.....	New York.....	NY...	Distribution.....	10/21/1998	02/23/20121,927000001,9271,9270000

SCHEDULE BA - PART 3

Showing Other Long-Term Invested Assets DISPOSED, Transferred or Repaid During the Current Quarter

1 CUSIP Identification	2 Name or Description	Location		5 Name of Purchaser or Nature of Disposal	6 Date Originally Acquired	7 Disposal Date	8 Book/Adjusted Carrying Value Less Encumbrances, Prior Year	Changes in Book/Adjusted Carrying Value						15 Book/Adjusted Carrying Value Less Encumbrances on Disposal	16 Consideration	17 Foreign Exchange Gain (Loss) on Disposal	18 Realized Gain (Loss) on Disposal	19 Total Gain (Loss) on Disposal	20 Investment Income
		3 City	4 State					9 Unrealized Valuation Increase (Decrease)	10 Current Year's (Depreciation) or (Amortization)/ Accretion	11 Current Year's Other Than Temporary Impairment Recognized	12 Capitalized Deferred Interest and Other	13 Total Change in B./A.C.V. (9+10-11+12)	14 Total Foreign Exchange Change in B./A.C.V.						
	Greenwich Street Capital Partners II, L.P.....	Florham Park.....	NJ...	Distribution.....	12/29/2000	02/29/2012384,270000000384,270384,2700000
	VS&A Communications Partners III, L.P.....	New York.....	NY...	Distribution.....	04/01/1999	03/28/20126,8710000006,8716,8710000
	North Castle Partners II, L.P.....	Greenwich.....	CT...	Liquidation.....	06/18/1999	03/31/20120000000000000
	Valley Ventures II, L.P., a Delaware Limited Partnership	Tempe.....	AZ...	Liquidation.....	03/10/1999	03/20/20121,04175200007521,7938970(896)(896)0
1599999. Total - Joint Venture or Partnership Interests That Have Underlying Characteristics of Common Stocks - Unaffiliated.....						614,689752000752615,441614,5450(896)(896)0	
Joint Venture or Partnership Interests That Have Underlying Characteristics of Real Estate - Unaffiliated																			
	EI Fund II, L.P.....	New York.....	NY...	Distribution.....	11/13/2006	02/03/2012324,67500000324,675324,67500000
	Tishman Speyer/Citigrp Alt Inv U.S. RE V LP.....	New York.....	NY...	Distribution.....	11/15/2001	02/20/2012666,14200000666,142666,14200000
1799999. Total - Joint Venture or Partnership Interests That Have Underlying Characteristics of Real Estate - Unaffiliated.....						990,8170000990,817990,81700000	
Joint Venture or Partnership Interests That Have Underlying Characteristics of Other - Unaffiliated																			
	CI Capital Investors II, L.P.....	New York.....	NY...	Distribution.....	11/23/2010	03/26/201214,0810000014,08114,08100000
	Gridiron Capital Fund II, L.P.....	New Caanan.....	CT...	Distribution.....	05/23/2011	03/30/2012661,30100000661,301661,30100000
	Monomoy Capital Partners II, L.P.....	New York.....	NY...	Distribution.....	09/17/2010	03/29/20122,141,869000002,141,8692,141,86900000
	Reservoir Capital Partners, L.P.....	New York.....	NY...	Distribution.....	10/01/1999	01/31/20123,520000003,5203,52000000
	Snow Phipps II, L.P.....	New York.....	NY...	Distribution.....	03/04/2011	02/15/20123,407000003,4073,40700000
	Talpon Equity Partners LP.....	New York.....	NY...	Distribution.....	06/01/2011	01/16/201218,194,5710000018,194,57118,194,57100000
1999999. Total - Joint Venture or Partnership Interests That Have Underlying Characteristics of Other - Unaffiliated.....						21,018,749000021,018,74921,018,749000000
3999999. Subtotal - Unaffiliated.....						22,624,25575200075222,625,00722,624,1110(896)(896)0	
4199999. Totals.....						22,624,25575200075222,625,00722,624,1110(896)(896)0	

QE03.1

SCHEDULE D - PART 3

Show all Long-Term Bonds and Stock Acquired During the Current Quarter

1 CUSIP Identification	2 Description	3 Foreign	4 Date Acquired	5 Name of Vendor	6 Number of Shares of Stock	7 Actual Cost	8 Par Value	9 Paid for Accrued Interest and Dividends	10 NAIC Designation or Market Indicator (a)
Bonds - U.S. Political Subdivisions of States, Territories and Possessions									
148685 LF 5	CASTRO VALLEY USD GO REF 5.000 2024 08.....		...01/31/2012	E J DE LA ROSA & CO.....	1,328,1691,060,0000	1FE.....
148685 LG 3	CASTRO VALLEY USD GO REF 5.000 2025 08.....		...01/31/2012	E J DE LA ROSA & CO.....	1,451,1241,165,0000	1FE.....
148685 LJ 7	CASTRO VALLEY USD GO REF 5.000 2027 08.....		...01/31/2012	E J DE LA ROSA & CO.....	1,569,8851,285,0000	1FE.....
378460 UL 1	GLENDALE USD GEN OBLIG R 4.250 2025 09.....		...02/15/2012	PIPER JAFFRAY.....	1,420,0691,225,0000	1FE.....
378460 UN 7	GLENDALE USD GEN OBLIG R 4.250 2027 09.....		...02/15/2012	PIPER JAFFRAY.....	3,296,0132,905,0000	1FE.....
378460 UP 2	GLENDALE USD GEN OBLIG R 4.250 2028 09.....		...02/15/2012	PIPER JAFFRAY.....	1,123,0001,000,0000	1FE.....
378460 UQ 0	GLENDALE USD GEN OBLIG R 4.250 2029 09.....		...02/15/2012	PIPER JAFFRAY.....	1,111,5301,000,0000	1FE.....
421722 M3 0	HAZELWOOD SCH DIST GO RE 4.500 2032 03.....		...03/06/2012	STIFEL NICOLAUS & CO INC.....	3,343,5003,000,0000	1FE.....
727199 UA 7	PLANO ISD GEN OBLIG REF 4.000 2026 02.....		...02/02/2012	BAS-MERRILL LYNCH.....	2,112,8481,860,0000	1FE.....
752147 GN 2	RANCHO SANTIAGO CCD GO R 5.000 2025 09.....		...03/01/2012	KINSELL NEWCOMB.....	3,674,3403,000,0000	1FE.....
752147 GQ 5	RANCHO SANTIAGO CCD GO R 5.000 2027 09.....		...03/01/2012	KINSELL NEWCOMB.....	3,613,1403,000,0000	1FE.....
797272 LW 9	SAN DIEGO CCD GO REF S20 5.000 2029 08.....		...03/07/2012	CITIGROUP GLOBAL MARKETS.....	5,836,0005,000,0000	1FE.....
2499999.	Total - Bonds - U.S. Political Subdivision of States, Territories & Possessions.....				29,879,61825,500,0000XXX.....
Bonds - U.S. Special Revenue and Special Assessment									
46613P L8 7	JEA WATER & SEWER SYS RE 5.000 2032 10.....		...01/24/2012	GOLDMAN SACHS & CO.....	5,592,7005,000,0000	1FE.....
46613P M6 0	JEA WATER & SEWER SYS RE 5.000 2033 10.....		...01/24/2012	GOLDMAN SACHS & CO.....	3,891,7903,500,0000	1FE.....
681793 6U 4	OMAHA PUBLIC POWER DIST 5.000 2027 02.....		...02/22/2012	J P MORGAN CHASE SECURITIES INC.....	9,562,4548,035,00029,015	1FE.....
3199999.	Total - Bonds - U.S. Special Revenue & Special Assessments.....				19,046,94416,535,00029,015XXX.....
Bonds - Industrial and Miscellaneous									
02666Q K7 7	AMERICAN HONDA FINANCE (2.125 2017 02.....		...02/21/2012	J P MORGAN CHASE SECURITIES INC.....	999,9501,000,0000	1FE.....
032095 AB 7	AMPHENOL CORP 4.000 2022 02.....		...01/20/2012	BARCLAYS CAPITAL INC.....	1,005,1701,000,0000	2FE.....
032654 AG 0	ANALOG DEVICES 3.000 2016 04.....		...02/07/2012	GOLDMAN SACHS & CO.....	1,060,2201,000,0009,583	1FE.....
00206R BC 5	AT&T INC 1.600 2017 02.....		...02/08/2012	CREDIT SUISSE FIRST BOSTON.....	998,8001,000,0000	1FE.....
00206R BD 3	AT&T INC 3.000 2022 02.....		...02/09/2012	CREDIT SUISSE FIRST BOSTON.....	997,8501,000,00083	1FE.....
06406H BY 4	BANK OF NEW YORK MELLON 3.550 2021 09.....		...02/13/2012	GOLDMAN SACHS & CO.....	1,033,3801,000,00014,594	1FE.....
05531F AK 9	BB&T CORP 2.150 2017 03.....		...03/15/2012	DEUTSCHE BANC.....	997,8301,000,0000	1FE.....
12189L AH 4	BURLINGTON NORTHERN SANT 3.050 2022 03.....		...02/28/2012	WELLS FARGO SECURITIES.....	997,5001,000,0000	2FE.....
12673P AC 9	CA INC 5.375 2019 12.....		...02/03/2012	CORTVIEW CAPITAL SECURITIES.....	549,060500,0005,002	2FE.....
14912L 5C 1	CATERPILLAR FINANCIAL SE 1.750 2017 03.....		...03/21/2012	BARCLAYS CAPITAL INC.....	998,1901,000,0000	1FE.....
233851 AK 0	DAIMLER FINANCE (144A) 2.950 2017 01.....		...01/04/2012	CITIGROUP GLOBAL MARKETS.....	998,2501,000,0000	1FE.....
313305 AA 2	FEDEX CORP (144A) 2.625 2018 01.....		...01/20/2012	DEUTSCHE BANC.....	2,000,0002,000,0000	2FE.....
35671D AW 5	FREEMPORT MCMORAN C&G 2.150 2017 03.....		...02/08/2012	BAS-MERRILL LYNCH.....	998,8001,000,0000	2FE.....
423074 AP 8	HJ HEINZ CO 2.850 2022 03.....		...02/28/2012	J P MORGAN CHASE SECURITIES INC.....	998,3601,000,0000	2FE.....
440452 AE 0	HORMEL FOODS CORP 4.125 2021 04.....		...01/23/2012	KEYBANC CAPITAL MARK.....	1,096,4101,000,00011,573	1FE.....
458140 AJ 9	INTEL CORP 3.300 2021 10.....		...12/28/2011	SOCIETE GENERALE.....	009,533	1FE.....
460146 CA 9	INTERNATIONAL PAPER CO 7.950 2018 06.....		...02/02/2012	BARCLAYS CAPITAL INC.....	1,259,6001,000,00011,483	2FE.....
24422E RN 1	JOHN DEERE CAPITAL CORP 1.400 2017 03.....		...02/22/2012	CITIGROUP GLOBAL MARKETS.....	1,999,4202,000,0000	1FE.....
46625H HZ 6	JP MORGAN CHASE 4.625 2021 05.....		...02/14/2012	DEUTSCHE BANC.....	1,042,2201,000,00012,462	1FE.....
494368 BH 5	KIMBERY CLARK 2.400 2022 03.....		...02/06/2012	MORGAN STANLEY.....	984,7401,000,0000	1FE.....

QE04

SCHEDULE D - PART 3

Show all Long-Term Bonds and Stock Acquired During the Current Quarter

1 CUSIP Identification	2 Description	3 Foreign	4 Date Acquired	5 Name of Vendor	6 Number of Shares of Stock	7 Actual Cost	8 Par Value	9 Paid for Accrued Interest and Dividends	10 NAIC Designation or Market Indicator (a)
571903 AJ 2	MARRIOTT INTERNATIONAL 3.000 2019 03.....		...02/23/2012	BAS-MERRILL LYNCH.....	997,8601,000,00083	2FE.....
577081 AV 4	MATTEL INC 2.500 2016 11.....		...02/14/2012	MORGAN STANLEY.....	1,517,0891,480,00010,175	2FE.....
57772K AA 9	MAXIM INTEGRATED 3.450 2013 06.....		...02/27/2012	STIFEL NICOLAUS & CO INC.....	1,030,7601,000,0007,379	2FE.....
58013M EM 2	MCDONALDS CORP 2.625 2022 01.....		...02/02/2012	J P MORGAN CHASE SECURITIES INC.....	1,025,3101,000,0001,604	1FE.....
637640 AE 3	NATIONAL SEMICONDUCTOR 6.600 2017 06.....		...02/29/2012	STERNE AGEE & LEACH INC.....	1,244,8801,000,00014,667	1FE.....
64952W BF 9	NEW YORK LIFE GLOBAL FUN 1.650 2017 05.....		...02/07/2012	J P MORGAN CHASE SECURITIES INC.....	998,2101,000,0000	1FE.....
68389X AC 9	ORACLE CORP 5.750 2018 04.....		...02/21/2012	NOMURA SECURITIES INTL.....	1,229,9801,000,00020,604	1FE.....
69371R K5 4	PACCAR FINANCIAL CORP 1.600 2017 03.....		...03/01/2012	BAS-MERRILL LYNCH.....	999,8101,000,0000	1FE.....
695114 CP 1	PACIFICORP 2.950 2022 02.....		...01/03/2012	WELLS FARGO SECURITIES.....	999,1201,000,0000	1FE.....
000000 00 0	PINNACLE FOODS TLE 4.750 2018 09.....		...03/29/2012	BARCLAYS CAPITAL INC.....	990,0001,000,0000	3FE.....
74005P BA 1	PRAXAIR INC 2.450 2022 02.....		...02/01/2012	CITIGROUP GLOBAL MARKETS.....	1,991,8802,000,0000	1FE.....
74112B A@ 4	PRESTIGE BRANDS TL B 5.250 2019 01.....		...01/27/2012	CITIGROUP GLOBAL MARKETS.....	492,500500,0000	3FE.....
742718 DY 2	PROCTER & GAMBLE CO 2.300 2022 02.....		...02/01/2012	GOLDMAN SACHS & CO.....	992,9201,000,0000	1FE.....
144141 CZ 9	PROGRESS ENERGY CAROLINA 5.300 2019 01.....		...01/19/2012	WELLS FARGO SECURITIES.....	1,187,2001,000,0001,325	1FE.....
000000 00 0	REXNORD LLC 5.000 2018 04.....		...03/13/2012	CREDIT SUISSE FIRST BOSTON.....	2,985,0003,000,0000	3FE.....
771196 AS 1	ROCHE HOLDINGS INC (144A 6.000 2019 03.....		...02/23/2012	BNP PARIBAS.....	834,850673,00019,854	1FE.....
78355H JS 9	RYDER SYSTEMS INC 2.500 2017 03.....		...02/21/2012	BAS-MERRILL LYNCH.....	998,4101,000,0000	2FE.....
78573A AB 6	SABMILLER HOLDINGS INC (2.450 2017 01.....		...01/10/2012	J P MORGAN CHASE SECURITIES INC.....	998,0901,000,0000	2FE.....
87612E AZ 9	TARGET CORP 2.900 2022 01.....		...01/09/2012	GOLDMAN SACHS & CO.....	993,6301,000,0000	1FE.....
89233P 5E 2	TOYOTA MOTOR CREDIT 2.000 2016 09.....		...02/10/2012	DEUTSCHE BANC.....	1,020,0501,000,0008,333	1FE.....
89233P 5S 1	TOYOTA MOTOR CREDIT 2.050 2017 01.....		...01/09/2012	CITIGROUP GLOBAL MARKETS.....	499,175500,0000	1FE.....
000000 00 0	TRANSDIGM GROUP INC TLB2 4.000 2017 02.....		...02/14/2012	CREDIT SUISSE FIRST BOSTON.....	995,0001,000,0000	3FE.....
90520E AC 5	UNION BANK NA 3.000 2016 06.....		...01/10/2012	WELLS FARGO SECURITIES.....	1,019,4701,000,0003,083	1FE.....
91159H HA 1	US BANCORP 4.125 2021 05.....		...01/19/2012	U S BANCORP.....	1,106,4201,000,0006,875	1FE.....
920355 AG 9	VALSPAR CORP 4.200 2022 01.....		...01/10/2012	DEUTSCHE BANC.....	998,5401,000,0000	2FE.....
25468P CT 1	WALT DISNEY COMPANY 2.550 2022 02.....		...02/09/2012	J P MORGAN CHASE SECURITIES INC.....	2,979,0003,000,0000	1FE.....
000000 00 0	WCA WASTE CORPORATION 5.500 2018 03.....		...03/09/2012	CREDIT SUISSE FIRST BOSTON.....	2,970,0003,000,0000	4FE.....
000000 00 0	WEIGHT WATCHERS INTERNAT 4.000 2019 03.....		...03/14/2012	J P MORGAN CHASE SECURITIES INC.....	1,485,0001,500,0000	3FE.....
94974B FA 3	WELLS FARGO 1.250 2015 02.....		...02/08/2012	WELLS FARGO SECURITIES.....	997,1601,000,0000	1FE.....
06366Q W8 6	BANK OF MONTREAL 2.500 2017 01.....	A.....	...01/06/2012	J P MORGAN CHASE SECURITIES INC.....	997,9501,000,0000	1FE.....
12800U AL 4	CAISSE CENTRALE DESJARDI 1.600 2017 03.....	A.....	...02/28/2012	ROYAL BANK OF SCOTLAND.....	999,7601,000,0000	1FE.....
20825T AA 5	CONOCOPHILLIPS CANADA FU 5.625 2016 10.....	A.....	...02/17/2012	NOMURA SECURITIES INTL.....	1,194,6501,000,00020,000	1FE.....
878744 AA 9	TECK RESOURCES 3.000 2019 03.....	A.....	...02/16/2012	J P MORGAN CHASE SECURITIES INC.....	997,0501,000,0000	2FE.....
055451 AP 3	BHP FINANCE USA 1.625 2017 02.....	F.....	...02/21/2012	J P MORGAN CHASE SECURITIES INC.....	1,994,5602,000,0000	1FE.....
055451 AQ 1	BHP FINANCE USA 2.875 2022 02.....	F.....	...02/21/2012	J P MORGAN CHASE SECURITIES INC.....	990,6401,000,0000	1FE.....
714264 AF 5	PERNOD-RICARD SA (144A) 2.950 2017 01.....	F.....	...01/05/2012	J P MORGAN CHASE SECURITIES INC.....	1,996,6602,000,0000	2FE.....
80105N AG 0	SANOFI-AVENTIS 4.000 2021 03.....	F.....	...02/13/2012	RBC CAPITAL MARKETS.....	1,111,9601,000,00015,222	1FE.....
89153V AB 5	TOTAL CAPITAL INTERNATIO 2.875 2022 02.....	F.....	...02/14/2012	CREDIT SUISSE FIRST BOSTON.....	1,998,9602,000,0000	1FE.....
3899999.	Total - Bonds - Industrial & Miscellaneous.....				69,875,25468,153,000203,519XXX.....
8399997.	Total - Bonds - Part 3.....				118,801,815110,188,000232,534XXX.....

QE04.1

SCHEDULE D - PART 3

Show all Long-Term Bonds and Stock Acquired During the Current Quarter

1 CUSIP Identification	2 Description	3 Foreign	4 Date Acquired	5 Name of Vendor	6 Number of Shares of Stock	7 Actual Cost	8 Par Value	9 Paid for Accrued Interest and Dividends	10 NAIC Designation or Market Indicator (a)
8399999.	Total - Bonds.....					118,801,815	110,188,000	232,534	XXX
Common Stocks - Industrial and Miscellaneous									
140661 10 9	CAPMARK FINANCIAL GROUP INC.....		01/10/2012	DIRECT WITH COMPANY.....	211.000	0	XXX	0	L
140661 AJ 8	CAPMARK FINANCIAL FRN 30/SE AJ8.....		01/10/2012	FROM STUB.....	1,515.000	0	XXX	0	U
140661 AK 5	CAPMARK FINANCIAL FRN 30/SE AK5.....		01/10/2012	FROM STUB.....	1,010.000	0	XXX	0	U
9099999.	Total - Common Stocks - Industrial & Miscellaneous.....					0	XXX	0	XXX
9799997.	Total - Common Stocks - Part 3.....					0	XXX	0	XXX
9799999.	Total - Common Stocks.....					0	XXX	0	XXX
9899999.	Total - Preferred and Common Stocks.....					0	XXX	0	XXX
9999999.	Total - Bonds, Preferred and Common Stocks.....					118,801,815	XXX	232,534	XXX

(a) For all common stock bearing the NAIC market indicator "U" provide: the number of such issues:.....2.

SCHEDULE D - PART 4

Show All Long-Term Bonds and Stock Sold, Redeemed or Otherwise Disposed of During the Current Quarter

1 CUSIP Identification	2 Description	3 F o r e i g n	4 Disposal Date	5 Name of Purchaser	6 Number of Shares of Stock	7 Consideration	8 Par Value	9 Actual Cost	10 Prior Year Book/ Adjusted Carrying Value	Change in Book/Adjusted Carrying Value					16 Book/ Adjusted Carrying Value At Disposal Date	17 Foreign Exchange Gain (Loss) on Disposal	18 Realized Gain (Loss) on Disposal	19 Total Gain (Loss) on Disposal	20 Bond Interest/ Stocks Received During Year	21 Stated Contractual Maturity Date	22 NAIC Design- nation or Market Indicator (a)	
										11 Unrealized Valuation Increase/ (Decrease)	12 Current Year's (Amortization)/ Accretion	13 Current Year's Other Than Temporary Impairment Recognized	14 Total Change in B./A.C.V. (11+12-13)	15 Total Foreign Exchange Change in B./A.C.V.								
Bonds - U.S. Government																						
912828 ML 1	U S TREASURY NOTES 1.000		12/31/2011	MATURED		0	0	0	0	0	0	0	0	0	0	0	0	0	0	25,000	12/31/2011	1
36217G CJ 4	GNMA PASS TH #192773 8.500		03/15/2012	PAID ON PRINCIPAL		1,344	1,344	1,405	1,371	0	(27)	0	(27)	0	1,344	0	0	0	0	18	06/15/2017	1
0599999	Total - Bonds - U.S. Government					1,344	1,344	1,405	1,371	0	(27)	0	(27)	0	1,344	0	0	0	0	25,018	XXX	XXX
Bonds - U.S. States, Territories and Possessions																						
677519 BQ 2	OHIO GENERAL OBLIGATIO 5.375		02/01/2012	REDEEMED		8,900,000	8,900,000	9,737,401	8,909,612	0	(9,612)	0	(9,612)	0	8,900,000	0	0	0	0	239,188	08/01/2017	1FE
837107 4N 8	SOUTH CAROLINA GENERAL 5.000		01/01/2012	REDEEMED		2,020,000	2,000,000	2,100,520	2,020,000	0	0	0	0	0	2,020,000	0	0	0	0	50,000	01/01/2018	1FE
1799999	Total - Bonds - U.S. States, Territories & Possessions					10,920,000	10,900,000	11,837,921	10,929,612	0	(9,612)	0	(9,612)	0	10,920,000	0	0	0	0	289,188	XXX	XXX
Bonds - U.S. Political Subdivisions of States, Territories and Possessions																						
366155 NL 9	GARLAND ISD GO REF S20 5.000		02/15/2012	MATURED		2,120,000	2,120,000	2,339,420	2,123,392	0	(3,392)	0	(3,392)	0	2,120,000	0	0	0	0	53,000	02/15/2012	1FE
2499999	Total - Bonds - U.S. Political Subdivisions of States, Territories & Possessions					2,120,000	2,120,000	2,339,420	2,123,392	0	(3,392)	0	(3,392)	0	2,120,000	0	0	0	0	53,000	XXX	XXX
Bonds - U.S. Special Revenue and Special Assessment																						
160429 QY 5	CHARLESTON WTRWRKS & S 5.000		01/01/2012	MATURED		500,000	500,000	540,200	500,000	0	0	0	0	0	500,000	0	0	0	0	12,500	01/01/2012	1FE
455280 WM 5	INDIANAPOLIS LOC PUB I 6.500		01/01/2012	MATURED		5,000,000	5,000,000	5,711,750	5,000,000	0	0	0	0	0	5,000,000	0	0	0	0	162,500	01/01/2012	1FE
60000* AA 2	MILL POND TWR NONPROFI 7.125		03/21/2012	PAID ON PRINCIPAL		12,181	12,181	12,181	12,181	0	0	0	0	0	12,181	0	0	0	0	146	07/15/2020	5*
627270 HD 6	MUSCATINE ELEC REV S20 5.500		01/01/2012	MATURED		5,000,000	5,000,000	5,284,350	5,000,000	0	0	0	0	0	5,000,000	0	0	0	0	137,500	01/01/2012	1FE
63968A BB 0	NEBRASKA PUB PWR DIST 5.000		01/01/2012	MATURED		5,590,000	5,590,000	6,271,533	5,590,000	0	0	0	0	0	5,590,000	0	0	0	0	139,750	01/01/2012	1FE
646139 QF 5	NEW JERSEY TURNPIKE AU 6.000		01/01/2012	MATURED		4,200,000	4,200,000	4,898,376	4,200,000	0	0	0	0	0	4,200,000	0	0	0	0	126,000	01/01/2012	1FE
67920P BY 5	OKLAHOMA TRANSP AUTH T 5.500		01/01/2012	REDEEMED		1,235,000	1,235,000	1,277,768	1,235,000	0	0	0	0	0	1,235,000	0	0	0	0	33,963	01/01/2019	1FE
67920P CJ 7	OKLAHOMA TURNPIKE AUTH 5.500		01/01/2012	REDEEMED		8,765,000	8,765,000	9,068,532	8,765,000	0	0	0	0	0	8,765,000	0	0	0	0	241,038	01/01/2019	1FE
05053* AA 3	AUBURN HSG DEV CORP S7 7.400		03/15/2012	PAID ON PRINCIPAL		4,093	4,093	4,093	0	4,093	0	0	4,093	0	4,093	0	0	0	0	51	04/15/2021	5*
18828* AA 0	CLINTON HSG REV S78 7.125		03/15/2012	VARIOUS		517,153	517,153	517,153	517,153	0	0	0	0	0	517,153	0	0	0	0	9,118	05/15/2020	5*
31296L B2 6	FHLMC GOLD PASSTHRU 5.500		03/15/2012	PAID ON PRINCIPAL		158,485	158,485	151,130	153,995	0	4,490	0	4,490	0	158,485	0	0	0	0	1,288	08/15/2033	1
31296L QV 6	FHLMC GOLD PASSTHRU 5.500		03/15/2012	PAID ON PRINCIPAL		27,656	27,656	26,372	26,430	0	1,226	0	1,226	0	27,656	0	0	0	0	305	08/15/2033	1
31292H X4 1	FHLMC GOLD PASSTHRU 5.500		03/15/2012	PAID ON PRINCIPAL		76,269	76,269	73,877	74,471	0	1,798	0	1,798	0	76,269	0	0	0	0	676	08/15/2033	1
31294J SF 6	FHLMC GOLD PASSTHRU 6.000		03/15/2012	PAID ON PRINCIPAL		173	173	173	172	0	0	0	0	0	173	0	0	0	0	2	11/15/2012	1
31294K Q7 3	FHLMC GOLD PASSTHRU 5.000		03/15/2012	PAID ON PRINCIPAL		317,916	317,916	322,784	320,004	0	(2,088)	0	(2,088)	0	317,916	0	0	0	0	2,574	05/15/2018	1
31280N X6 7	FHLMC GOLD PASSTHRU 6.000		03/15/2012	PAID ON PRINCIPAL		530	530	530	529	0	1	0	1	0	530	0	0	0	0	5	10/15/2012	1
31280P PX 2	FHLMC GOLD PASSTHRU 6.000		03/15/2012	PAID ON PRINCIPAL		291	291	291	290	0	1	0	1	0	291	0	0	0	0	3	01/15/2013	1
31280P PY 0	FHLMC GOLD PASSTHRU 6.000		03/15/2012	PAID ON PRINCIPAL		63	63	63	63	0	0	0	0	0	63	0	0	0	0	0	01/15/2013	1
3128G4 YC 8	FHLMC GOLD PASSTHRU 6.000		03/15/2012	PAID ON PRINCIPAL		707	707	707	705	0	1	0	1	0	707	0	0	0	0	8	06/15/2013	1
3128G5 VE 4	FHLMC GOLD PASSTHRU 6.000		03/15/2012	PAID ON PRINCIPAL		117	117	117	117	0	0	0	0	0	117	0	0	0	0	1	08/15/2013	1
3128G6 HE 8	FHLMC GOLD PASSTHRU 6.000		03/15/2012	PAID ON PRINCIPAL		859	859	859	857	0	2	0	2	0	859	0	0	0	0	9	09/15/2013	1
3128G6 PU 3	FHLMC GOLD PASSTHRU 6.000		03/15/2012	PAID ON PRINCIPAL		114	114	114	114	0	0	0	0	0	114	0	0	0	0	1	09/15/2013	1
3128H3 W6 4	FHLMC GOLD PASSTHRU 5.000		03/15/2012	PAID ON PRINCIPAL		15,199	15,199	15,431	15,324	0	(125)	0	(125)	0	15,199	0	0	0	0	103	05/15/2018	1
3128H6 BP 8	FHLMC GOLD PASSTHRU 5.000		03/15/2012	PAID ON PRINCIPAL		3,519	3,519	3,573	3,540	0	(21)	0	(21)	0	3,519	0	0	0	0	24	07/15/2018	1

QE05

SCHEDULE D - PART 4

Show All Long-Term Bonds and Stock Sold, Redeemed or Otherwise Disposed of During the Current Quarter

1	2	3	4	5	6	7	8	9	10	Change in Book/Adjusted Carrying Value					16	17	18	19	20	21	22
										11	12	13	14	15							
CUSIP Identification	Description	For e i g n	Disposal Date	Name of Purchaser	Number of Shares of Stock	Consideration	Par Value	Actual Cost	Prior Year Book/ Adjusted Carrying Value	Unrealized Valuation Increase/ (Decrease)	Current Year's (Amortization)/ Accretion	Current Year's Other Than Impairment Recognized	Total Change in B./A.C.V. (11+12-13)	Total Foreign Exchange Change in B./A.C.V.	Book/ Adjusted Carrying Value At Disposal Date	Foreign Exchange Gain (Loss) on Disposal	Realized Gain (Loss) on Disposal	Total Gain (Loss) on Disposal	Bond Interest/ Dividends Received During Year	Stated Contractual Maturity Date	NAIC Designation or Market Indicator (a)
31283H LP 8	FHLMC GOLD PASSTHRU 6.000		03/15/2012	PAID ON PRINCIPAL		678	678	698	705	0	(27)	0	(27)	0	678	0	0	0	7	06/15/2029	1
31283H WY 7	FHLMC GOLD PASSTHRU 5.500		03/15/2012	PAID ON PRINCIPAL		33,383	33,383	32,337	32,554	0	830	0	830	0	33,383	0	0	0	302	06/15/2033	1
31283H WZ 4	FHLMC GOLD PASSTHRU 6.000		03/15/2012	PAID ON PRINCIPAL		217,069	217,069	223,085	223,768	0	(6,699)	0	(6,699)	0	217,069	0	0	0	2,197	04/15/2033	1
31283Y 4Y 1	FHLMC GOLD PASSTHRU 6.500		03/15/2012	PAID ON PRINCIPAL		6,434	6,434	6,414	6,415	0	19	0	19	0	6,434	0	0	0	70	05/15/2028	1
31283Y 4Z 8	FHLMC GOLD PASSTHRU 6.500		03/15/2012	PAID ON PRINCIPAL		398	398	397	397	0	1	0	1	0	398	0	0	0	4	05/15/2028	1
31283Y 5C 8	FHLMC GOLD PASSTHRU 6.500		03/15/2012	PAID ON PRINCIPAL		34,850	34,850	34,740	34,746	0	104	0	104	0	34,850	0	0	0	191	05/15/2028	1
3133TE FV 1	FHR 2065 Z CMO 6.500		03/15/2012	PAID ON PRINCIPAL		157,266	157,266	142,052	145,876	0	11,390	0	11,390	0	157,266	0	0	0	1,563	06/15/2028	1
3133TR MZ 5	FHR 2285 Z CMO 6.500		03/15/2012	PAID ON PRINCIPAL		292,821	292,821	277,162	283,149	0	9,672	0	9,672	0	292,821	0	0	0	2,968	02/15/2031	1
3133TR ZA 6	FHR 2292 Z CMO 6.500		03/15/2012	PAID ON PRINCIPAL		315,517	315,517	303,468	308,183	0	7,334	0	7,334	0	315,517	0	0	0	2,696	03/15/2031	1
31393H DF 6	FHR 2543 OB CMO 6.000		03/15/2012	PAID ON PRINCIPAL		130,814	130,814	137,191	130,946	0	(132)	0	(132)	0	130,814	0	0	0	1,345	03/15/2032	1
31393J AR 9	FHR 2549 NB CMO 6.000		01/15/2012	PAID ON PRINCIPAL		50,776	50,776	53,077	50,740	0	36	0	36	0	50,776	0	0	0	254	03/15/2030	1
31371F DT 6	FNMA PASS TH #250414 7.000		03/25/2012	PAID ON PRINCIPAL		533	533	526	528	0	5	0	5	0	533	0	0	0	5	12/25/2025	1
31371H K2 3	FNMA PASS TH #252413 6.500		03/25/2012	PAID ON PRINCIPAL		5,280	5,280	5,321	5,308	0	(29)	0	(29)	0	5,280	0	0	0	34	02/25/2029	1
31371K 5X 5	FNMA PASS TH #254762 5.000		03/25/2012	PAID ON PRINCIPAL		34,294	34,294	34,219	34,205	0	89	0	89	0	34,294	0	0	0	275	05/25/2023	1
31371L DM 8	FNMA PASS TH #254908 5.000		03/25/2012	PAID ON PRINCIPAL		184,896	184,896	186,110	185,329	0	(432)	0	(432)	0	184,896	0	0	0	1,508	09/25/2023	1
31371L EZ 8	FNMA PASS TH #254952 4.500		03/25/2012	PAID ON PRINCIPAL		20,821	20,821	20,866	20,808	0	13	0	13	0	20,821	0	0	0	155	11/25/2018	1
31374N QD 7	FNMA PASS TH #319152 7.000		03/25/2012	PAID ON PRINCIPAL		570	570	563	564	0	6	0	6	0	570	0	0	0	7	11/25/2025	1
31375A QB 8	FNMA PASS TH #329050 7.000		03/25/2012	PAID ON PRINCIPAL		168	168	165	166	0	2	0	2	0	168	0	0	0	2	11/25/2025	1
31375A XE 4	FNMA PASS TH #329277 7.000		03/25/2012	PAID ON PRINCIPAL		64	64	63	63	0	1	0	1	0	64	0	0	0	1	11/25/2025	1
31375E SM 4	FNMA PASS TH #332724 6.500		03/25/2012	PAID ON PRINCIPAL		51	51	48	49	0	2	0	2	0	51	0	0	0	1	12/25/2025	1
31378R S5 9	FNMA PASS TH #406540 6.500		03/25/2012	PAID ON PRINCIPAL		17	17	17	17	0	0	0	0	0	17	0	0	0	0	12/25/2027	1
313615 UQ 7	FNMA PASS TH #50991 6.500		03/25/2012	PAID ON PRINCIPAL		13,252	13,252	12,451	12,765	0	488	0	488	0	13,252	0	0	0	139	02/25/2024	1
31384H LW 1	FNMA PASS TH #524241 7.500		03/25/2012	PAID ON PRINCIPAL		26	26	27	29	0	(3)	0	(3)	0	26	0	0	0	0	12/25/2029	1
31384W NM 8	FNMA PASS TH #535996 7.500		03/25/2012	PAID ON PRINCIPAL		478	478	497	532	0	(55)	0	(55)	0	478	0	0	0	7	06/25/2031	1
31384W QJ 2	FNMA PASS TH #536057 7.500		03/25/2012	PAID ON PRINCIPAL		150	150	156	160	0	(10)	0	(10)	0	150	0	0	0	2	12/25/2030	1
31384Y JS 6	FNMA PASS TH #537673 7.500		03/25/2012	PAID ON PRINCIPAL		7	7	7	8	0	(1)	0	(1)	0	7	0	0	0	0	04/25/2030	1
31385A VP 9	FNMA PASS TH #538922 7.500		03/25/2012	PAID ON PRINCIPAL		9	9	10	10	0	(1)	0	(1)	0	9	0	0	0	0	06/25/2030	1
31385N SK 6	FNMA PASS TH #547822 7.500		03/25/2012	PAID ON PRINCIPAL		108	108	113	126	0	(17)	0	(17)	0	108	0	0	0	1	07/25/2030	1
31385Q AZ 5	FNMA PASS TH #549124 7.500		03/25/2012	PAID ON PRINCIPAL		1	1	1	1	0	(0)	0	(0)	0	1	0	0	0	0	08/25/2030	1
31385R 2Z 2	FNMA PASS TH #550792 7.500		03/25/2012	PAID ON PRINCIPAL		22	22	23	26	0	(3)	0	(3)	0	22	0	0	0	0	10/25/2030	1
31385U JM 6	FNMA PASS TH #552968 7.500		03/25/2012	PAID ON PRINCIPAL		7	7	7	8	0	(1)	0	(1)	0	7	0	0	0	0	10/25/2030	1
31385X XA 0	FNMA PASS TH #556073 7.500		03/25/2012	PAID ON PRINCIPAL		405	405	421	440	0	(35)	0	(35)	0	405	0	0	0	5	09/25/2030	1
31386A HR 0	FNMA PASS TH #557440 7.500		03/25/2012	PAID ON PRINCIPAL		1	1	1	1	0	(0)	0	(0)	0	1	0	0	0	0	10/25/2030	1
31386C UE 0	FNMA PASS TH #559581 7.500		03/25/2012	PAID ON PRINCIPAL		126	126	131	143	0	(17)	0	(17)	0	126	0	0	0	2	12/25/2030	1
31386H XN 6	FNMA PASS TH #564185 7.500		03/25/2012	PAID ON PRINCIPAL		8	8	8	8	0	(1)	0	(1)	0	8	0	0	0	0	12/25/2030	1
31387W 2L 0	FNMA PASS TH #596679 6.500		03/25/2012	PAID ON PRINCIPAL		44,997	44,997	46,066	46,082	0	(1,085)	0	(1,085)	0	44,997	0	0	0	493	09/25/2031	1

QE05.1

SCHEDULE D - PART 4

Show All Long-Term Bonds and Stock Sold, Redeemed or Otherwise Disposed of During the Current Quarter

1	2	3	4	5	6	7	8	9	10	Change in Book/Adjusted Carrying Value					16	17	18	19	20	21	22
										11	12	13	14	15							
CUSIP Identification	Description	F o r e i g n	Disposal Date	Name of Purchaser	Number of Shares of Stock	Consideration	Par Value	Actual Cost	Prior Year Book/ Adjusted Carrying Value	Unrealized Valuation Increase/ (Decrease)	Current Year's (Amortization)/ Accretion	Current Year's Other Than Impairment Recognized	Total Change in B./A.C.V. (11+12-13)	Total Foreign Exchange Change in B./A.C.V.	Book/ Adjusted Carrying Value At Disposal Date	Foreign Exchange Gain (Loss) on Disposal	Realized Gain (Loss) on Disposal	Total Gain (Loss) on Disposal	Bond Interest/ Stock Dividends Received During Year	Stated Contractual Maturity Date	NAIC Designation or Market Indicator (a)
31388D 5H 7	FNMA PASS TH #602148 5.500		03/25/2012	PAID ON PRINCIPAL		15,114	15,114	14,991	15,021	0	93	0	93	0	15,114	0	0	0	137	09/25/2016	1
31388R 4L 8	FNMA PASS TH #612927 5.500		03/25/2012	PAID ON PRINCIPAL		68,439	68,439	69,171	68,889	0	(450)	0	(450)	0	68,439	0	0	0	624	12/25/2016	1
31390Q R4 9	FNMA PASS TH #653107 5.500		03/25/2012	PAID ON PRINCIPAL		17,260	17,260	17,256	17,235	0	25	0	25	0	17,260	0	0	0	100	07/25/2017	1
31401B YE 9	FNMA PASS TH #703709 5.000		03/25/2012	PAID ON PRINCIPAL		61,836	61,836	62,502	62,057	0	(221)	0	(221)	0	61,836	0	0	0	525	02/25/2018	1
31402D GN 4	FNMA PASS TH #725705 5.000		03/25/2012	PAID ON PRINCIPAL		356,885	356,885	342,889	347,941	0	8,945	0	8,945	0	356,885	0	0	0	2,942	08/25/2034	1
31402E S3 3	FNMA PASS TH #726938 4.500		03/25/2012	PAID ON PRINCIPAL		219,715	219,715	211,750	215,283	0	4,432	0	4,432	0	219,715	0	0	0	1,546	08/25/2033	1
31402J ZY 6	FNMA PASS TH #730759 4.500		03/25/2012	PAID ON PRINCIPAL		108,231	108,231	104,308	106,012	0	2,219	0	2,219	0	108,231	0	0	0	814	08/25/2033	1
31402Q LF 6	FNMA PASS TH #734826 4.500		03/25/2012	PAID ON PRINCIPAL		177,771	177,771	171,327	174,144	0	3,627	0	3,627	0	177,771	0	0	0	1,253	08/25/2033	1
31403A 2X 2	FNMA PASS TH #743390 4.500		03/25/2012	PAID ON PRINCIPAL		17,803	17,803	17,841	17,796	0	6	0	6	0	17,803	0	0	0	105	11/25/2018	1
31403C HG 9	FNMA PASS TH #744631 5.000		03/25/2012	PAID ON PRINCIPAL		352,408	352,408	350,481	350,862	0	1,546	0	1,546	0	352,408	0	0	0	3,311	10/25/2033	1
31403C MF 5	FNMA PASS TH #744758 4.500		03/25/2012	PAID ON PRINCIPAL		3,514	3,514	3,525	3,513	0	1	0	1	0	3,514	0	0	0	26	10/25/2018	1
31403L EA 5	FNMA PASS TH #751729 4.500		03/25/2012	PAID ON PRINCIPAL		3,730	3,730	3,742	3,728	0	2	0	2	0	3,730	0	0	0	28	11/25/2018	1
31403R BN 7	FNMA PASS TH #755245 4.500		03/25/2012	PAID ON PRINCIPAL		22,855	22,855	22,930	22,857	0	(2)	0	(2)	0	22,855	0	0	0	163	11/25/2018	1
31403R CK 2	FNMA PASS TH #755274 4.500		03/25/2012	PAID ON PRINCIPAL		13,104	13,104	13,132	13,098	0	6	0	6	0	13,104	0	0	0	86	12/25/2018	1
313921 B5 6	FNR 2001-59 Z CMO 7.000		03/25/2012	PAID ON PRINCIPAL		285,844	285,844	285,008	284,620	0	1,225	0	1,225	0	285,844	0	0	0	3,317	11/25/2031	1
31392B PT 7	FNR 2001-81 QG CMO 6.500		03/25/2012	PAID ON PRINCIPAL		367,672	367,672	367,787	367,085	0	588	0	588	0	367,672	0	0	0	3,924	01/25/2032	1
31392G EK 7	FNR 2002-90 A1 CMO 6.500		03/25/2012	PAID ON PRINCIPAL		10,559	10,559	10,987	11,077	0	(518)	0	(518)	0	10,559	0	0	0	105	06/25/2042	1
383739 MY 2	GNR 2001-13 ZA CMO 6.500		03/20/2012	PAID ON PRINCIPAL		182,025	182,025	174,606	176,911	0	5,115	0	5,115	0	182,025	0	0	0	1,953	03/20/2031	1
38373R C9 8	GNR 2001-49 Z CMO 7.000		03/16/2012	PAID ON PRINCIPAL		459,735	459,735	459,366	458,656	0	1,078	0	1,078	0	459,735	0	0	0	5,287	10/16/2031	1
476595 AA 1	JERSEY CITY HSG FIN CO 7.400		03/01/2012	PAID ON PRINCIPAL		46,963	46,963	46,963	46,963	0	0	0	0	0	46,963	0	0	0	580	12/01/2021	5*
47959* AA 0	JOHNSTOWN NONPROFIT HS 7.125		03/15/2012	PAID ON PRINCIPAL		6,535	6,535	6,535	6,535	0	0	0	0	0	6,535	0	0	0	78	06/15/2020	5*
938865 BM 3	WASHINGTON HSG DEV COR 7.250		03/01/2012	PAID ON PRINCIPAL		11,297	11,297	11,297	11,297	0	0	0	0	0	11,297	0	0	0	137	03/01/2020	1
938865 BL 5	WASHINGTON HSG DEV COR 7.250		03/29/2012	PAID ON PRINCIPAL		10,707	10,707	10,707	10,707	0	0	0	0	0	10,707	0	0	0	194	06/01/2020	1
938865 BN 1	WASHINGTON HSG DEV COR 6.770		02/01/2012	PAID ON PRINCIPAL		36,705	36,705	36,705	36,705	0	0	0	0	0	36,705	0	0	0	1,242	02/01/2020	1
3199999	Total - Bonds - U.S. Special Revenue & Assessment					35,828,326	35,828,326	38,516,202	35,769,791	4,093	54,443	0	58,536	0	35,828,326	0	0	0	910,273	XXX	XXX
Bonds - Industrial and Miscellaneous																					
03070Q B* 1	AMERISTAR CASINOS INC 4.000		03/30/2012	PAID ON PRINCIPAL		13,750	13,750	13,881	13,716	153	(119)	0	34	0	13,750	0	0	0	142	04/14/2018	3FE
035229 CE 1	ANHEUSER BUSCH CO 7.500		03/15/2012	MATURED		1,000,000	1,000,000	1,114,550	1,006,471	0	(6,471)	0	(6,471)	0	1,000,000	0	0	0	37,500	03/15/2012	1FE
05548J A* 7	BJ'S WHOLESALE CLUB IN 7.000		01/31/2012	PAID ON PRINCIPAL		17,500	17,500	16,619	16,646	0	854	0	854	0	17,500	0	0	0	0	09/30/2018	4FE
140661 AJ 8	CAPMARK FINANCIAL GROU 7.000		02/01/2012	REDEEMED		101,995	101,995	101,995	101,995	0	0	0	0	0	101,995	0	0	0	1,825	09/30/2014	3Z
202795 HE 3	COMMONWEALTH EDISON 6.150		03/15/2012	MATURED		2,700,000	2,700,000	3,006,882	2,709,468	0	(9,468)	0	(9,468)	0	2,700,000	0	0	0	83,025	03/15/2012	2FE
29334* AA 4	ENHANCED CAPITAL PARTN 8.060		03/01/2012	MATURED		144,443	144,443	144,443	144,443	0	0	0	0	0	144,443	0	0	0	28,985	03/01/2013	1
29335# AA 9	ENHANCED CAPITAL PARTN 6.970		01/30/2012	MATURED		1,220	1,220	1,220	1,220	0	0	0	0	0	1,220	0	0	0	2,127	08/01/2015	1
26884A AN 3	ERP OPERATING LP 6.625		03/15/2012	MATURED		2,000,000	2,000,000	2,150,960	2,005,509	0	(5,509)	0	(5,509)	0	2,000,000	0	0	0	66,250	03/15/2012	2FE
36962G G5 7	GENERAL ELECTRIC CAPIT 4.375		03/03/2012	MATURED		1,000,000	1,000,000	991,200	999,491	0	509	0	509	0	1,000,000	0	0	0	21,875	03/03/2012	1FE
36962G XS 8	GENERAL ELECTRIC CAPIT 5.875		02/15/2012	MATURED		2,000,000	2,000,000	2,006,580	1,999,860	0	140	0	140	0	2,000,000	0	0	0	58,750	02/15/2012	1FE

QE05.2

SCHEDULE D - PART 4

Show All Long-Term Bonds and Stock Sold, Redeemed or Otherwise Disposed of During the Current Quarter

1 CUSIP Identification	2 Description	3 F o r e i g n	4 Disposal Date	5 Name of Purchaser	6 Number of Shares of Stock	7 Consideration	8 Par Value	9 Actual Cost	10 Prior Year Book/ Adjusted Carrying Value	Change in Book/Adjusted Carrying Value					16 Book/ Adjusted Carrying Value At Disposal Date	17 Foreign Exchange Gain (Loss) on Disposal	18 Realized Gain (Loss) on Disposal	19 Total Gain (Loss) on Disposal	20 Bond Interest/ Stocks Received During Year	21 Stated Contractual Maturity Date	22 NAIC Desig- nation or Market Indicator (a)
										11 Unrealized Valuation Increase/ (Decrease)	12 Current Year's (Amortization)/ Accretion	13 Current Year's Other Than Temporary Impairment Recognized	14 Total Change in B./A.C.V. (11+12-13)	15 Total Foreign Exchange Change in B./A.C.V.							
370334 AS 3	GENERAL MILLS INC 6.000		02/15/2012	MATURED		2,000,000	2,000,000	2,046,214	2,000,906	0	(906)	0	(906)	0	2,000,000	0	0	0	60,000	02/15/2012	2FE
428236 AL 7	HEWLETT-PACKARD CO 5.250		03/01/2012	MATURED		2,000,000	2,000,000	1,998,760	1,999,649	0	351	0	351	0	2,000,000	0	0	0	52,500	03/01/2012	1FE
48238T A* 0	KAR AUCTION SERVICES T 5.000		03/30/2012	PAID ON PRINCIPAL		17,500	17,500	17,469	17,265	204	31	0	235	0	17,500	0	0	0	211	05/19/2017	3FE
61757U AP 5	MORGAN STANLEY 2.250		03/13/2012	MATURED		1,000,000	1,000,000	998,590	999,872	0	128	0	128	0	1,000,000	0	0	0	11,250	03/13/2012	1FE
650111 AE 7	NEW YORK TIMES 5.000		02/01/2012	CORTVIEW CAPITAL SECU		2,020,000	2,000,000	1,812,820	1,812,820	0	0	0	0	0	1,812,820	0	207,180	207,180	39,167	03/15/2015	4FE
693401 AD 3	PERF 2005-1 A4 4.370		03/26/2012	PAID ON PRINCIPAL		290,874	290,874	290,859	290,874	0	0	0	0	0	290,874	0	0	0	3,178	06/25/2014	1FE
72346@ AA 8	PINNACLE FOODS TLB 2.743		03/30/2012	PAID ON PRINCIPAL		10,422	10,422	9,862	9,927	0	494	0	494	0	10,422	0	0	0	74	04/02/2014	4FE
78411* AA 7	SBA SENIOR FINANCE II 3.750		03/30/2012	PAID ON PRINCIPAL		12,500	12,500	12,469	12,438	35	27	0	63	0	12,500	0	0	0	118	06/30/2018	3FE
846042 AA 7	SOVEREIGN BANK 2.750		01/17/2012	MATURED		1,000,000	1,000,000	999,050	999,970	0	30	0	30	0	1,000,000	0	0	0	13,750	01/17/2012	1FE
86185# AA 0	STONEHENGE CAP FD ALL 7.802		03/01/2012	MATURED		1,956	1,956	1,956	1,956	0	0	0	0	0	1,956	0	0	0	11,750	03/01/2014	1
86183@ AA 4	STONEHENGE CAP FUND CO 8.905		03/01/2012	MATURED		9,001	9,001	9,001	9,001	0	0	0	0	0	9,001	0	0	0	1,467	03/01/2013	1FE
893647 B# 3	TRANSDIGM GROUP INC TL 4.000		03/30/2012	PAID ON PRINCIPAL		7,500	7,500	7,500	7,425	75	0	0	75	0	7,500	0	0	0	76	02/14/2017	3FE
000000 00 0	TRANSDIGM GROUP INC TL 4.000		03/30/2012	PAID ON PRINCIPAL		2,500	2,500	2,488	2,488	0	13	0	13	0	2,500	0	0	0	0	02/14/2017	3FE
25243Y AK 5	DIAGEO CAPITAL PLC 5.125	F	01/30/2012	MATURED		3,000,000	3,000,000	2,997,480	2,999,684	0	316	0	316	0	3,000,000	0	0	0	76,875	01/30/2012	1FE
822582 AB 8	SHELL INTERNATIONAL FI 4.950	F	03/22/2012	MATURED		1,000,000	1,000,000	999,080	999,802	0	198	0	198	0	1,000,000	0	0	0	24,750	03/22/2012	1FE
00190V BH 3	ASG 2011-1 1A85 CMO (1 4.000		03/29/2012	PAID ON PRINCIPAL		213,759	213,759	213,759	213,690	0	70	0	70	0	213,759	0	0	0	1,528	09/28/2035	1FM
05948X SR 3	BOAMS 2003-7 A2 CMO 4.750		03/25/2012	PAID ON PRINCIPAL		424,872	424,872	429,569	426,291	0	(1,419)	0	(1,419)	0	424,872	0	0	0	3,219	09/25/2018	1FM
16162T 3Q 7	CHASE 2003-S2 A1 CMO 5.000		03/25/2012	PAID ON PRINCIPAL		186,459	186,459	183,370	184,258	0	2,200	0	2,200	0	186,459	0	0	0	1,902	03/25/2018	1FM
12669G DH 1	CWHL 2004-J8 1A1 CMO 4.750		03/25/2012	PAID ON PRINCIPAL		698,320	698,320	697,883	697,077	0	1,243	0	1,243	0	698,320	0	0	0	4,251	11/25/2019	1FM
126671 R3 2	CWL 2003-5 AF6 4.804		03/25/2012	PAID ON PRINCIPAL		725,889	725,889	724,234	724,126	0	1,763	0	1,763	0	725,889	0	0	0	5,523	01/25/2034	1FM
152314 JA 9	CXHE 2004-A AF6 4.270		03/25/2012	PAID ON PRINCIPAL		346,925	346,925	346,791	346,054	0	872	0	872	0	346,925	0	0	0	2,367	01/25/2034	1FM
55265K K2 4	MASTR 2003-8 2A1 CMO 4.500		03/25/2012	PAID ON PRINCIPAL		91,568	91,568	91,926	91,540	0	28	0	28	0	91,568	0	0	0	577	09/25/2018	1FM
66987X CD 5	NHEL 2003-1 A1 1.001		03/26/2012	PAID ON PRINCIPAL		717	717	627	625	0	92	0	92	0	717	0	0	0	2	05/25/2033	1FM
66987X CD 5	NHEL 2003-1 A1 1.004		02/27/2012	PAID ON PRINCIPAL		2,196	2,196	1,922	1,916	0	280	0	280	0	2,196	0	0	0	4	05/25/2033	1FM
66987X CD 5	NHEL 2003-1 A1 1.036		01/25/2012	PAID ON PRINCIPAL		1,680	1,680	1,471	1,466	0	215	0	215	0	1,680	0	0	0	1	05/25/2033	1FM
76110W UX 2	RASC 2003-KS10 AI6 4.540		03/25/2012	PAID ON PRINCIPAL		76,955	76,955	76,942	76,770	0	184	0	184	0	76,955	0	0	0	549	12/25/2033	1FM
939336 QN 6	WAMMS 2003-MS2 2A1 CMO 6.000		03/25/2012	PAID ON PRINCIPAL		517	517	523	516	0	1	0	1	0	517	0	0	0	6	01/25/2033	1FM
92922F BK 3	WAMU 2003-S7 A1 CMO 4.500		03/25/2012	PAID ON PRINCIPAL		134,301	134,301	131,867	132,973	0	1,329	0	1,329	0	134,301	0	0	0	875	08/25/2018	1FM
92922F DE 5	WAMU 2003-S8 A2 CMO 5.000		03/25/2012	PAID ON PRINCIPAL		98,680	98,680	99,297	98,791	0	(111)	0	(111)	0	98,680	0	0	0	829	09/25/2018	1FM
94980Y AE 2	WFMBS 2003-16 2A1 CMO 4.500		03/25/2012	PAID ON PRINCIPAL		293,589	293,589	291,846	292,327	0	1,262	0	1,262	0	293,589	0	0	0	2,064	12/25/2018	1FM
929766 EA 7	WBCMT 2003-C4 A2 4.566		03/15/2012	PAID ON PRINCIPAL		19,263	19,263	19,561	19,277	0	(13)	0	(13)	0	19,263	0	0	0	150	04/15/2035	1FM
78442G KR 6	SLMA 2004-1 A2 .700		01/25/2012	PAID ON PRINCIPAL		587,670	587,670	587,670	582,697	0	4,973	0	4,973	0	587,670	0	0	0	839	07/25/2018	1FE
						0	0	0	0	0	0	0	0	0	0	0	0	0	0	0	
3899999.	Total - Bonds - Industrial & Miscellaneous					25,254,523	25,234,523	25,651,187	25,053,289	468	(6,414)	0	(5,946)	0	25,047,343	0	207,180	207,180	620,331	XXX	XXX
8399997.	Total - Bonds - Part 4					74,124,192	74,084,192	78,346,135	73,877,455	4,560	34,998	0	39,558	0	73,917,012	0	207,180	207,180	1,897,810	XXX	XXX
8399999.	Total - Bonds					74,124,192	74,084,192	78,346,135	73,877,455	4,560	34,998	0	39,558	0	73,917,012	0	207,180	207,180	1,897,810	XXX	XXX

QE05.3

SCHEDULE D - PART 4

Show All Long-Term Bonds and Stock Sold, Redeemed or Otherwise Disposed of During the Current Quarter

1 CUSIP Identification	2 Description	3 F o r e i g n	4 Disposal Date	5 Name of Purchaser	6 Number of Shares of Stock	7 Consideration	8 Par Value	9 Actual Cost	10 Prior Year Book/ Adjusted Carrying Value	Change in Book/Adjusted Carrying Value					16 Book/ Adjusted Carrying Value At Disposal Date	17 Foreign Exchange Gain (Loss) on Disposal	18 Realized Gain (Loss) on Disposal	19 Total Gain (Loss) on Disposal	20 Bond Interest/ Stock Dividends Received During Year	21 Stated Contractual Maturity Date	22 NAIC Desig- nation or Market Indicator (a)
										11 Unrealized Valuation Increase/ (Decrease)	12 Current Year's (Amortization)/ Accretion	13 Current Year's Other Than Temporary Impairment Recognized	14 Total Change in B./A.C.V. (11+12-13)	15 Total Foreign Exchange Change in B./A.C.V.							

Common Stocks - Industrial and Miscellaneous

140661	10	9		CAPMARK FINANCIAL GROUP INC.....	01/31/2012	RBC CAPITAL MARKETS.....	42,178,000	800,101	XXX	544,607	696,652	(152,046)	0	0	0	(152,046)	0	544,607	0	255,495	255,495	0	XXX	L
140661	AJ	8		CAPMARK FINANCIAL FRN 30/SE AJ8.....	02/01/2012	ISSUE CALLED at 1.000.....	1,515,000	1,515	XXX	0	0	0	0	0	0	0	0	0	0	1,515	1,515	0	XXX	U
140661	AK	5		CAPMARK FINANCIAL FRN 30/SE AK5.....	02/01/2012	ISSUE CALLED at 1.000.....	51,000	51	XXX	0	0	0	0	0	0	0	0	0	0	51	51	0	XXX	U
9099999.	Total - Common Stocks - Industrial & Miscellaneous.....						801,667	XXX	544,607	696,652	(152,046)	0	0	0	0	(152,046)	0	544,607	0	257,061	257,061	0	XXX	.XXX
9799997	Total - Common Stocks - Part 4.....						801,667	XXX	544,607	696,652	(152,046)	0	0	0	0	(152,046)	0	544,607	0	257,061	257,061	0	XXX	.XXX
9799999.	Total - Common Stocks.....						801,667	XXX	544,607	696,652	(152,046)	0	0	0	0	(152,046)	0	544,607	0	257,061	257,061	0	XXX	.XXX
9899999.	Total - Preferred and Common Stocks.....						801,667	XXX	544,607	696,652	(152,046)	0	0	0	0	(152,046)	0	544,607	0	257,061	257,061	0	XXX	.XXX
9999999.	Total - Bonds, Preferred and Common Stocks.....						74,925,859	XXX	78,890,742	74,574,107	(147,486)	34,998	0	0	0	(112,488)	0	74,461,619	0	464,241	464,241	1,897,810	XXX	.XXX

(a) For all common stock bearing the NAIC market indicator "U" provide: the number of such issues:.....2.

**Sch. DB-Pt A-Sn 1
NONE**

**Sch. DB-Pt B-Sn 1
NONE**

**Sch. DB-Pt B-Sn 1B-Broker List
NONE**

**Sch. DB-Pt D
NONE**

THE STANDARD FIRE INSURANCE COMPANY
SCHEDULE DL - PART 1
SECURITIES LENDING COLLATERAL ASSETS

Reinvested Collateral Assets Owned Current Statement Date

1	2	3	4	5	6	7
CUSIP Identification	Description	Code	NAIC Designation /Market Indicator	Fair Value	Book/Adjusted Carrying Value	Maturity Dates
U.S. Government - Issuer Obligations						
	REPO - BARC A TREASURY.....		1.....206,357206,357	04/02/2012...
	REPO - DEU A TREASURY.....		1.....1,960,3971,960,397	04/02/2012...
	REPO - RBS A TREASURY.....		1.....1,960,3971,960,397	04/02/2012...
0199999.	U.S. Government - Issuer Obligations.....		4,127,1514,127,151XXX.....
0599999.	Total - U.S. Government.....		4,127,1514,127,151XXX.....
6199999.	Total - Issuer Obligations.....		4,127,1514,127,151XXX.....
6599999.	Subtotal - Bonds.....		4,127,1514,127,151XXX.....
9999999.	Totals.....		4,127,1514,127,151XXX.....

General Interrogatories:

- The activity for the year to date: Fair Value \$.....(709,557) Book/Adjusted Carrying Value \$.....(709,557)
- Average balance for the year to date: Fair Value \$.....4,213,097 Book/Adjusted Carrying Value \$.....4,213,097
- Reinvested securities lending collateral assets book/adjusted carrying value included in this schedule by NAIC designation:
 NAIC 1: \$.....4,127,151 NAIC 2: \$.....0 NAIC 3: \$.....0 NAIC 4: \$.....0 NAIC 5: \$.....0 NAIC 6: \$.....0

SCHEDULE DL - PART 2

SECURITIES LENDING COLLATERAL ASSETS

Reinvested Collateral Assets Owned Current Statement Date

1 CUSIP Identification	2 Description	3 Code	4 NAIC Designation /Market Indicator	5 Fair Value	6 Book/Adjusted Carrying Value	7 Maturity Dates
------------------------------	------------------	-----------	--	--------------------	--------------------------------------	------------------------

General Interrogatory:

1. The activity for the year to date: Fair Value \$.....0 Book/Adjusted Carrying Value \$.....0
2. Average balance for the year to date: Fair Value \$.....0 Book/Adjusted Carrying Value \$.....0
3. Grand Total Schedule DL Part 1 and Part 2: Fair Value \$.....4,127,151 Book/Adjusted Carrying Value \$.....4,127,151

THE STANDARD FIRE INSURANCE COMPANY

SCHEDULE E - PART 1 - CASH

Month End Depository Balances

1 Depository	2 Code	3 Rate of Interest	4 Amount of Interest Received During Current Quarter	5 Amount of Interest Accrued at Current Statement Date	Book Balance at End of Each Month During Current Quarter			9 *
					6 First Month	7 Second Month	8 Third Month	

Open Depositories

Community Commerce Bank..... Los Angeles, CA.....0.00000100,000100,000100,000	XXX..
0199999. Total Open Depositories.....	...XXX.....	...XXX.....00100,000100,000100,000	XXX..
0399999. Total Cash on Deposit.....	...XXX.....	...XXX.....00100,000100,000100,000	XXX..
0599999. Total Cash.....	...XXX.....	...XXX.....00100,000100,000100,000	XXX..

SCHEDULE E - PART 2 - CASH EQUIVALENTS

Show Investments Owned End of Current Quarter

1 Description	2 Code	3 Date Acquired	4 Rate of Interest	5 Maturity Date	6 Book/Adjusted Carrying Value	7 Amount of Interest Due & Accrued	8 Amount Received During Year
------------------	-----------	-----------------------	--------------------------	-----------------------	--------------------------------------	--	-------------------------------------

NONE

QE12



Designate the type of health care providers reported on this page.

SUPPLEMENT "A" TO SCHEDULE T
EXHIBIT OF MEDICAL PROFESSIONAL LIABILITY PREMIUMS WRITTEN
ALLOCATED BY STATES AND TERRITORIES

Physicians - Including Surgeons and Osteopaths

States, Etc.	1 Direct Premiums Written	2 Direct Premiums Earned	Direct Losses Paid		5 Direct Losses Incurred	Direct Losses Unpaid		8 Direct Losses Incurred But Not Reported
			3 Amount	4 Number of Claims		6 Amount Reported	7 Number of Claims	
1. Alabama.....AL	0	0	0	0	0	0	0	0
2. Alaska.....AK	0	0	0	0	0	0	0	0
3. Arizona.....AZ	0	0	0	0	0	0	0	0
4. Arkansas.....AR	0	0	0	0	0	0	0	0
5. California.....CA	0	0	0	0	0	0	0	0
6. Colorado.....CO	0	0	0	0	0	0	0	0
7. Connecticut.....CT	0	0	0	0	(3,654)	0	0	2,989
8. Delaware.....DE	0	0	0	0	0	0	0	0
9. District of Columbia.....DC	0	0	0	0	0	0	0	0
10. Florida.....FL	0	0	0	0	0	0	0	0
11. Georgia.....GA	0	0	0	0	0	0	0	0
12. Hawaii.....HI	0	0	0	0	0	0	0	0
13. Idaho.....ID	0	0	0	0	0	0	0	0
14. Illinois.....IL	0	0	0	0	0	0	0	0
15. Indiana.....IN	0	0	0	0	0	0	0	0
16. Iowa.....IA	0	0	0	0	0	0	0	0
17. Kansas.....KS	0	0	0	0	0	0	0	0
18. Kentucky.....KY	0	0	0	0	(2,028)	0	0	1,659
19. Louisiana.....LA	0	0	0	0	0	0	0	0
20. Maine.....ME	0	0	0	0	0	0	0	0
21. Maryland.....MD	0	0	0	0	0	0	0	0
22. Massachusetts.....MA	0	0	0	0	0	0	0	0
23. Michigan.....MI	0	0	0	0	0	0	0	0
24. Minnesota.....MN	0	0	0	0	0	0	0	0
25. Mississippi.....MS	0	0	0	0	0	0	0	0
26. Missouri.....MO	0	0	0	0	0	0	0	0
27. Montana.....MT	0	0	0	0	0	0	0	0
28. Nebraska.....NE	0	0	0	0	0	0	0	0
29. Nevada.....NV	0	0	0	0	0	0	0	0
30. New Hampshire.....NH	0	0	0	0	0	0	0	0
31. New Jersey.....NJ	0	0	0	0	0	0	0	0
32. New Mexico.....NM	0	0	0	0	0	0	0	0
33. New York.....NY	0	0	0	0	(1,124)	0	0	919
34. North Carolina.....NC	0	0	0	0	0	0	0	0
35. North Dakota.....ND	0	0	0	0	0	0	0	0
36. Ohio.....OH	0	0	0	0	(3,192)	0	0	2,611
37. Oklahoma.....OK	0	0	0	0	0	0	0	0
38. Oregon.....OR	0	0	0	0	0	0	0	0
39. Pennsylvania.....PA	0	0	0	0	0	0	0	0
40. Rhode Island.....RI	0	0	0	0	0	0	0	0
41. South Carolina.....SC	0	0	0	0	0	0	0	0
42. South Dakota.....SD	0	0	0	0	0	0	0	0
43. Tennessee.....TN	0	0	0	0	0	0	0	0
44. Texas.....TX	0	0	0	0	0	0	0	0
45. Utah.....UT	0	0	0	0	(1,828)	0	0	1,495
46. Vermont.....VT	0	0	0	0	0	0	0	0
47. Virginia.....VA	0	0	0	0	0	0	0	0
48. Washington.....WA	0	0	0	0	(37,386)	0	0	30,578
49. West Virginia.....WV	0	0	0	0	(51,946)	0	0	42,488
50. Wisconsin.....WI	0	0	0	0	0	0	0	0
51. Wyoming.....WY	0	0	0	0	0	0	0	0
52. American Samoa.....AS	0	0	0	0	0	0	0	0
53. Guam.....GU	0	0	0	0	0	0	0	0
54. Puerto Rico.....PR	0	0	0	0	0	0	0	0
55. US Virgin Islands.....VI	0	0	0	0	0	0	0	0
56. Northern Mariana Islands.....MP	0	0	0	0	0	0	0	0
57. Canada.....CN	0	0	0	0	0	0	0	0
58. Aggregate Other Alien.....OT	0	0	0	0	0	0	0	0
59. Totals.....	0	0	0	0	(101,158)	0	0	82,739

DETAILS OF WRITE-INS

5801.	0	0	0	0	0	0	0	0
5802.	0	0	0	0	0	0	0	0
5803.	0	0	0	0	0	0	0	0
5898. Summary of remaining write-ins for Line 58 from overflow page.....	0	0	0	0	0	0	0	0
5899. Totals (Lines 5801 thru 5803 + 5898) (Line 58 above).....	0	0	0	0	0	0	0	0



SUPPLEMENT "A" TO SCHEDULE T

**EXHIBIT OF MEDICAL PROFESSIONAL LIABILITY PREMIUMS WRITTEN
ALLOCATED BY STATES AND TERRITORIES**

Designate the type of health care providers reported on this page.

Hospitals

States, Etc.	1 Direct Premiums Written	2 Direct Premiums Earned	Direct Losses Paid		5 Direct Losses Incurred	Direct Losses Unpaid		8 Direct Losses Incurred But Not Reported
			3 Amount	4 Number of Claims		6 Amount Reported	7 Number of Claims	
1. Alabama.....AL	0	0	0	0	0	0	0	0
2. Alaska.....AK	0	0	0	0	0	0	0	0
3. Arizona.....AZ	0	0	0	0	0	0	0	0
4. Arkansas.....AR	0	0	0	0	0	0	0	0
5. California.....CA	0	0	0	0	0	0	0	0
6. Colorado.....CO	0	0	0	0	0	0	0	0
7. Connecticut.....CT	0	0	0	0	0	0	0	0
8. Delaware.....DE	0	0	0	0	(1,164)	0	0	952
9. District of Columbia.....DC	0	0	0	0	0	0	0	0
10. Florida.....FL	0	0	0	0	0	0	0	0
11. Georgia.....GA	0	0	0	0	0	0	0	0
12. Hawaii.....HI	0	0	0	0	0	0	0	0
13. Idaho.....ID	0	0	0	0	0	0	0	0
14. Illinois.....IL	0	0	0	0	0	0	0	0
15. Indiana.....IN	0	0	0	0	0	0	0	0
16. Iowa.....IA	0	0	0	0	0	0	0	0
17. Kansas.....KS	0	0	0	0	0	0	0	0
18. Kentucky.....KY	0	0	0	0	0	0	0	0
19. Louisiana.....LA	0	0	0	0	0	0	0	0
20. Maine.....ME	0	0	0	0	0	0	0	0
21. Maryland.....MD	0	0	0	0	0	0	0	0
22. Massachusetts.....MA	0	0	0	0	0	0	0	0
23. Michigan.....MI	0	0	0	0	0	0	0	0
24. Minnesota.....MN	0	0	0	0	0	0	0	0
25. Mississippi.....MS	0	0	0	0	0	0	0	0
26. Missouri.....MO	0	0	0	0	(322)	0	0	263
27. Montana.....MT	0	0	0	0	0	0	0	0
28. Nebraska.....NE	0	0	0	0	0	0	0	0
29. Nevada.....NV	0	0	0	0	0	0	0	0
30. New Hampshire.....NH	0	0	0	0	0	0	0	0
31. New Jersey.....NJ	0	0	0	0	0	0	0	0
32. New Mexico.....NM	0	0	0	0	0	0	0	0
33. New York.....NY	0	0	0	0	0	0	0	0
34. North Carolina.....NC	0	0	0	0	0	0	0	0
35. North Dakota.....ND	0	0	0	0	0	0	0	0
36. Ohio.....OH	0	0	0	0	0	0	0	0
37. Oklahoma.....OK	0	0	0	0	0	0	0	0
38. Oregon.....OR	0	0	0	0	0	0	0	0
39. Pennsylvania.....PA	0	0	0	0	0	0	0	0
40. Rhode Island.....RI	0	0	0	0	0	0	0	0
41. South Carolina.....SC	0	0	0	0	0	0	0	0
42. South Dakota.....SD	0	0	0	0	0	0	0	0
43. Tennessee.....TN	0	0	0	0	0	0	0	0
44. Texas.....TX	0	0	0	0	0	0	0	0
45. Utah.....UT	0	0	0	0	0	0	0	0
46. Vermont.....VT	0	0	0	0	0	0	0	0
47. Virginia.....VA	0	0	0	0	0	0	0	0
48. Washington.....WA	0	0	0	0	0	0	0	0
49. West Virginia.....WV	0	0	0	0	(12,987)	0	0	10,622
50. Wisconsin.....WI	0	0	0	0	0	0	0	0
51. Wyoming.....WY	0	0	0	0	0	0	0	0
52. American Samoa.....AS	0	0	0	0	0	0	0	0
53. Guam.....GU	0	0	0	0	0	0	0	0
54. Puerto Rico.....PR	0	0	0	0	0	0	0	0
55. US Virgin Islands.....VI	0	0	0	0	0	0	0	0
56. Northern Mariana Islands.....MP	0	0	0	0	0	0	0	0
57. Canada.....CN	0	0	0	0	0	0	0	0
58. Aggregate Other Alien.....OT	0	0	0	0	0	0	0	0
59. Totals.....	0	0	0	0	(14,473)	0	0	11,837

DETAILS OF WRITE-INS

5801.	0	0	0	0	0	0	0	0
5802.	0	0	0	0	0	0	0	0
5803.	0	0	0	0	0	0	0	0
5898. Summary of remaining write-ins for Line 58 from overflow page.....	0	0	0	0	0	0	0	0
5899. Totals (Lines 5801 thru 5803 + 5898) (Line 58 above).....	0	0	0	0	0	0	0	0

**Supplement A to Sch. T
NONE**

**Supplement A to Sch. T
NONE**

**Overflow Page
NONE**

SUPA3, SUPA4, SUPA