

# QUARTERLY STATEMENT

## AS OF JUNE 30, 2012

OF THE CONDITION AND AFFAIRS OF THE

# UNITED STATES FIDELITY AND GUARANTY COMPANY

NAIC Group Code **3548** **3548** NAIC Company Code **25887** Employer's ID Number **52-0515280**  
(Current Period) (Prior Period)

Organized under the Laws of Connecticut, State of Domicile or Port of Entry Connecticut,  
Country of Domicile US

INCORPORATED/ORGANIZED, MARCH 19, 1896 COMMENCED BUSINESS, AUGUST 1, 1896

Statutory Home Office: **One Tower Square, Hartford, CT 06183**  
Main Administrative Office: **One Tower Square, Hartford, CT 06183 (860) 277-0111**  
Mail Address: **One Tower Square, Hartford, CT 06183**  
Primary Location of Books and Records: **385 Washington Street, St. Paul, MN 55102 (651) 310-7911**  
Internet Website Address: **www.travelers.com**  
Statutory Statement Contact: **Michael J. Doody (860) 277-3966**  
**Annual.Statement.Contact@travelers.com (860) 277-7002**  
(E-Mail Address) (Fax Number)

### OFFICERS


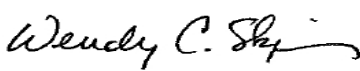
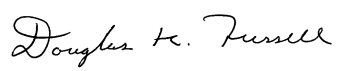
Name	Title	Name	Title
1. BRIAN WILLIAM MacLEAN ...	Chairman, President & Chief Executive Officer	MADELYN JOSEPH LANKTON .....	Executive Vice President & Chief Information Officer
2. JAY STEVEN BENET .....	Vice Chairman & Chief Financial Officer	MARIA OLIVO .....	Executive Vice President, Strategic Development & Treasurer
3. CHARLES JOSEPH CLARKE .....	Vice Chairman	KENNETH FRANKLIN SPENCE, III.....	Executive Vice President & General Counsel
4. WILLIAM HERBERT HEYMAN....	Vice Chairman & Chief Investment Officer	GREGORY CHESHIRE TOCZYDLOWSKI.....	Executive Vice President, Personal Insurance
5. ALAN DAVID SCHNITZER .....	Vice Chairman & Chief Legal Officer	DOUGLAS KEITH BELL .....	Senior Vice President, Accounting Policy
6. # DOREEN SPADORCIA.....	Vice Chairman	DOUGLAS KENNETH RUSSELL.....	Senior Vice President & Corporate Controller
7. ANDY FRANCIS BESSETTE .....	Executive Vice President & Chief Administrative Officer	SCOTT WILLIAM RYNDA .....	Senior Vice President, Corporate Tax
8. JOHN PATRICK CLIFFORD, JR....	Executive Vice President, Human Resources	WENDY CONSTANCE SKJERVEN .....	Associate Group General Counsel, Corporate & Corporate Secretary
9. WILLIAM EUGENE CUNNINGHAM, JR. ....	Executive Vice President, Business Insurance	SMITESH DAVÉ.....	Vice President & Chief Corporate Actuary
10. WILLIAM PATRICK HANNON.....	Executive Vice President, Enterprise Risk Management & Business Conduct Officer		

### DIRECTORS

JAY STEVEN BENET	BRIAN WILLIAM MacLEAN	KENNETH FRANKLIN SPENCE, III
WILLIAM HERBERT HEYMAN	DOREEN SPADORCIA	GREGORY CHESHIRE TOCZYDLOWSKI

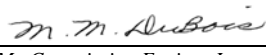
STATE OF MINNESOTA }  
COUNTY OF RAMSEY } ss:

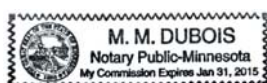
The officers of this reporting entity being duly sworn, each depose and say that they are the described officers of said reporting entity, and that on the reporting period stated above, all of the herein described assets were the absolute property of the said reporting entity, free and clear from any liens or claims thereon, except as herein stated, and that this statement, together with related exhibits, schedules and explanations therein contained, annexed or referred to, is a full and true statement of all the assets and liabilities and of the condition and affairs of the said reporting entity as of the reporting period stated above, and of its income and deductions therefrom for the period ended, and have been completed in accordance with the NAIC Annual Statement Instructions and Accounting Practices and Procedures manual except to the extent that: (1) state law may differ; or, (2) that state rules or regulations require differences in reporting not related to accounting practices and procedures, according to the best of their information, knowledge and belief, respectively. Furthermore, the scope of this attestation by the described officers also includes the related corresponding electronic filing with the NAIC, when required, that is an exact copy (except for formatting differences due to electronic filing) of the enclosed statement. The electronic filing may be requested by various regulators in lieu of or in addition to the enclosed statement.

		
_____ Brian W. MacLean	_____ Wendy C. Skjerven	_____ Douglas K. Russell
_____ President	_____ Secretary	_____ Controller

Subscribed and sworn to before me this

19th day of July, 2012

 Notary Public  
My Commission Expires January 31, 2015



a. Is this an original filing? Yes  No

b. If no:

1. State the amendment number	_____
2. Date filed	_____
3. Number of pages attached	_____

# UNITED STATES FIDELITY AND GUARANTY COMPANY ASSETS

	Current Statement Date			4 December 31 Prior Year Net Admitted Assets
	1 Assets	2 Nonadmitted Assets	3 Net Admitted Assets (Cols. 1 - 2)	
1. Bonds.....	4,124,761,509	0	4,124,761,509	4,064,655,203
2. Stocks:				
2.1 Preferred stocks.....	0	0	0	0
2.2 Common stocks.....	120,673,214	0	120,673,214	117,371,076
3. Mortgage loans on real estate:				
3.1 First liens.....	0	0	0	0
3.2 Other than first liens.....	0	0	0	0
4. Real estate:				
4.1 Properties occupied by the company (less \$.....0 encumbrances).....	0	0	0	0
4.2 Properties held for the production of income (less \$.....0 encumbrances).....	0	0	0	0
4.3 Properties held for sale (less \$.....0 encumbrances).....	0	0	0	0
5. Cash (\$.....59,988), cash equivalents (\$.....0) and short-term investments (\$.....55,072,071).....	55,132,059	0	55,132,059	33,468,353
6. Contract loans (including \$.....0 premium notes).....	0	0	0	0
7. Derivatives.....	0	0	0	0
8. Other invested assets.....	748,907	0	748,907	1,205,561
9. Receivables for securities.....	4,000,000	0	4,000,000	0
10. Securities lending reinvested collateral assets.....	8,151,956	0	8,151,956	7,392,631
11. Aggregate write-ins for invested assets.....	0	0	0	0
12. Subtotals, cash and invested assets (Lines 1 to 11).....	4,313,467,644	0	4,313,467,644	4,224,092,824
13. Title plants less \$.....0 charged off (for Title insurers only).....	0	0	0	0
14. Investment income due and accrued.....	52,769,656	0	52,769,656	52,514,791
15. Premiums and considerations:				
15.1 Uncollected premiums and agents' balances in the course of collection.....	100,060,027	7,106,128	92,953,899	94,062,825
15.2 Deferred premiums, agents' balances and installments booked but deferred and not yet due (including \$.....3,708,893 earned but unbilled premiums).....	185,516,968	1,380,933	184,136,035	167,611,891
15.3 Accrued retrospective premiums.....	5,665,146	126,544	5,538,602	8,210,467
16. Reinsurance:				
16.1 Amounts recoverable from reinsurers.....	20,380,393	0	20,380,393	19,283,154
16.2 Funds held by or deposited with reinsured companies.....	1,564,843	0	1,564,843	2,690,261
16.3 Other amounts receivable under reinsurance contracts.....	0	0	0	0
17. Amounts receivable relating to uninsured plans.....	0	0	0	0
18.1 Current federal and foreign income tax recoverable and interest thereon.....	13,010,738	0	13,010,738	3,337,463
18.2 Net deferred tax asset.....	120,836,890	59,821,713	61,015,177	62,302,446
19. Guaranty funds receivable or on deposit.....	182,295	0	182,295	222,270
20. Electronic data processing equipment and software.....	143,526	0	143,526	200,191
21. Furniture and equipment, including health care delivery assets (\$.....0).....	80,131	80,131	0	0
22. Net adjustment in assets and liabilities due to foreign exchange rates.....	0	0	0	0
23. Receivables from parent, subsidiaries and affiliates.....	0	0	0	0
24. Health care (\$.....0) and other amounts receivable.....	0	0	0	0
25. Aggregate write-ins for other than invested assets.....	10,542,975	532,681	10,010,294	12,271,389
26. Total assets excluding Separate Accounts, Segregated Accounts and Protected Cell Accounts (Lines 12 through 25).....	4,824,221,233	69,048,131	4,755,173,102	4,646,799,971
27. From Separate Accounts, Segregated Accounts and Protected Cell Accounts.....	0	0	0	0
28. Total (Lines 26 and 27).....	4,824,221,233	69,048,131	4,755,173,102	4,646,799,971

### DETAILS OF WRITE-INS

1101.....	0	0	0	0
1102.....	0	0	0	0
1103.....	0	0	0	0
1198. Summary of remaining write-ins for Line 11 from overflow page.....	0	0	0	0
1199. Totals (Lines 1101 thru 1103 plus 1198) (Line 11 above).....	0	0	0	0
2501. Equities and deposits in pools and associations.....	5,201,666	0	5,201,666	7,795,126
2502. State surcharges receivable.....	2,215,715	0	2,215,715	2,114,110
2503. Amounts receivable under high deductible policies.....	2,535,687	441,835	2,093,852	2,161,113
2598. Summary of remaining write-ins for Line 25 from overflow page.....	589,907	90,845	499,061	201,040
2599. Totals (Lines 2501 thru 2503 plus 2598) (Line 25 above).....	10,542,975	532,681	10,010,294	12,271,389

## UNITED STATES FIDELITY AND GUARANTY COMPANY

### LIABILITIES, SURPLUS AND OTHER FUNDS

	1 Current Statement Date	2 December 31 Prior Year
1. Losses (current accident year \$.....175,168,902).....	1,322,105,612	1,312,376,801
2. Reinsurance payable on paid losses and loss adjustment expenses.....	54,316,622	57,324,362
3. Loss adjustment expenses.....	291,117,008	294,496,550
4. Commissions payable, contingent commissions and other similar charges.....	17,688,596	23,904,513
5. Other expenses (excluding taxes, licenses and fees).....	17,618,984	21,088,887
6. Taxes, licenses and fees (excluding federal and foreign income taxes).....	14,207,211	16,030,198
7.1 Current federal and foreign income taxes (including \$.....0 on realized capital gains (losses)).....	0	0
7.2 Net deferred tax liability.....	0	0
8. Borrowed money \$.....0 and interest thereon \$.....0.....	0	0
9. Unearned premiums (after deducting unearned premiums for ceded reinsurance of \$.....37,626,412 and including warranty reserves of \$.....0 and accrued accident and health experience rating refunds including \$.....0 for medical loss ratio rebate per the Public Health Service Act.....)	389,518,760	375,946,854
10. Advance premium.....	678,732	678,732
11. Dividends declared and unpaid:		
11.1 Stockholders.....	0	0
11.2 Policyholders.....	2,309,372	2,039,079
12. Ceded reinsurance premiums payable (net of ceding commissions).....	16,462,215	16,406,462
13. Funds held by company under reinsurance treaties.....	0	0
14. Amounts withheld or retained by company for account of others.....	6,975,028	6,765,526
15. Remittances and items not allocated.....	(8,623,198)	(7,140,958)
16. Provision for reinsurance.....	0	0
17. Net adjustments in assets and liabilities due to foreign exchange rates.....	0	0
18. Drafts outstanding.....	0	0
19. Payable to parent, subsidiaries and affiliates.....	29,100,311	18,757,763
20. Derivatives.....	0	0
21. Payable for securities.....	17,285,225	0
22. Payable for securities lending.....	8,151,956	7,392,631
23. Liability for amounts held under uninsured plans.....	0	0
24. Capital notes \$.....0 and interest thereon \$.....0.....	0	0
25. Aggregate write-ins for liabilities.....	11,258,248	12,043,305
26. Total liabilities excluding protected cell liabilities (Lines 1 through 25).....	2,190,170,681	2,158,110,704
27. Protected cell liabilities.....	0	0
28. Total liabilities (Lines 26 and 27).....	2,190,170,681	2,158,110,704
29. Aggregate write-ins for special surplus funds.....	5,182,855	22,452,518
30. Common capital stock.....	35,214,075	35,214,075
31. Preferred capital stock.....	0	0
32. Aggregate write-ins for other than special surplus funds.....	0	0
33. Surplus notes.....	0	0
34. Gross paid in and contributed surplus.....	2,197,805,261	2,197,805,261
35. Unassigned funds (surplus).....	326,800,230	233,217,412
36. Less treasury stock, at cost:		
36.1 .....0.000 shares common (value included in Line 30 \$.....0).....	0	0
36.2 .....0.000 shares preferred (value included in Line 31 \$.....0).....	0	0
37. Surplus as regards policyholders (Lines 29 to 35, less 36).....	2,565,002,422	2,488,689,267
38. Totals.....	4,755,173,102	4,646,799,971

#### DETAILS OF WRITE-INS

2501. Investment real estate liability.....	13,453,490	13,716,400
2502. Special reserve fund.....	2,219,886	2,221,858
2503. Escheat liability.....	865,086	865,086
2598. Summary of remaining write-ins for Line 25 from overflow page.....	(5,280,215)	(4,760,039)
2599. Totals (Lines 2501 thru 2503 plus 2598) (Line 25 above).....	11,258,248	12,043,305
2901. Special surplus from retroactive reinsurance.....	5,182,855	4,631,186
2902. Special surplus for deferred taxes.....	0	17,821,332
2903. ....	0	0
2998. Summary of remaining write-ins for Line 29 from overflow page.....	0	0
2999. Totals (Lines 2901 thru 2903 plus 2998) (Line 29 above).....	5,182,855	22,452,518
3201. ....	0	0
3202. ....	0	0
3203. ....	0	0
3298. Summary of remaining write-ins for Line 32 from overflow page.....	0	0
3299. Totals (Lines 3201 thru 3203 plus 3298) (Line 32 above).....	0	0

# UNITED STATES FIDELITY AND GUARANTY COMPANY

## STATEMENT OF INCOME

	1 Current Year to Date	2 Prior Year to Date	3 Prior Year Ended December 31
<b>UNDERWRITING INCOME</b>			
1. Premiums earned:			
1.1 Direct..... (written \$....37,158,990).....	36,843,271	52,196,417	86,746,261
1.2 Assumed..... (written \$....444,031,412).....	427,284,647	430,392,175	864,404,588
1.3 Ceded..... (written \$....44,332,036).....	41,378,111	71,618,390	114,252,345
1.4 Net..... (written \$....436,858,367).....	422,749,807	410,970,202	836,898,504
DEDUCTIONS:			
2. Losses incurred (current accident year \$....253,862,172):			
2.1 Direct.....	42,518,313	24,530,119	(1,177,979)
2.2 Assumed.....	254,157,727	380,669,898	699,130,569
2.3 Ceded.....	57,819,104	112,986,464	154,832,081
2.4 Net.....	238,856,936	292,213,553	543,120,509
3. Loss adjustment expenses incurred.....	48,138,983	45,463,396	100,301,210
4. Other underwriting expenses incurred.....	134,295,737	133,900,388	265,598,798
5. Aggregate write-ins for underwriting deductions.....	0	0	0
6. Total underwriting deductions (Lines 2 through 5).....	421,291,656	471,577,336	909,020,517
7. Net income of protected cells.....	0	0	0
8. Net underwriting gain (loss) (Line 1 minus Line 6 + Line 7).....	1,458,150	(60,607,135)	(72,122,014)
<b>INVESTMENT INCOME</b>			
9. Net investment income earned.....	85,024,865	84,602,979	176,975,262
10. Net realized capital gains (losses) less capital gains tax of \$....163,258.....	62,600	703,576	570,268
11. Net investment gain (loss) (Lines 9 + 10).....	85,087,464	85,306,555	177,545,530
<b>OTHER INCOME</b>			
12. Net gain or (loss) from agents' or premium balances charged off (amount recovered \$....(977,147) amount charged off \$....83,591).....	(1,060,739)	(1,377,704)	(2,583,626)
13. Finance and service charges not included in premiums.....	2,044,292	2,022,317	4,020,154
14. Aggregate write-ins for miscellaneous income.....	690,275	(136,773)	(316,090)
15. Total other income (Lines 12 through 14).....	1,673,828	507,840	1,120,439
16. Net income before dividends to policyholders, after capital gains tax and before all other federal and foreign income taxes (Lines 8 + 11 + 15).....	88,219,443	25,207,260	106,543,956
17. Dividends to policyholders.....	889,189	648,946	1,536,840
18. Net income after dividends to policyholders, after capital gains tax and before all other federal and foreign income taxes (Line 16 minus Line 17).....	87,330,253	24,558,315	105,007,116
19. Federal and foreign income taxes incurred.....	12,516,111	(6,975,422)	1,824,489
20. Net income (Line 18 minus Line 19) (to Line 22).....	74,814,143	31,533,736	103,182,626
<b>CAPITAL AND SURPLUS ACCOUNT</b>			
21. Surplus as regards policyholders, December 31 prior year.....	2,488,689,267	2,457,948,934	2,457,948,934
22. Net income (from Line 20).....	74,814,143	31,533,736	103,182,626
23. Net transfers (to) from Protected Cell accounts.....	0	0	0
24. Change in net unrealized capital gains or (losses) less capital gains tax of \$....209,342.....	3,704,927	(211,065)	(5,855,496)
25. Change in net unrealized foreign exchange capital gain (loss).....	0	3,914,626	3,914,626
26. Change in net deferred income tax.....	(700,371)	1,075,592	532,631
27. Change in nonadmitted assets.....	(280,897)	1,781,457	4,494,780
28. Change in provision for reinsurance.....	0	0	0
29. Change in surplus notes.....	0	0	0
30. Surplus (contributed to) withdrawn from protected cells.....	0	0	0
31. Cumulative effect of changes in accounting principles.....	(1,224,647)	0	0
32. Capital changes:			
32.1 Paid in.....	0	0	0
32.2 Transferred from surplus (Stock Dividend).....	0	0	0
32.3 Transferred to surplus.....	0	0	0
33. Surplus adjustments:			
33.1 Paid in.....	0	0	0
33.2 Transferred to capital (Stock Dividend).....	0	0	0
33.3 Transferred from capital.....	0	0	0
34. Net remittances from or (to) Home Office.....	0	0	0
35. Dividends to stockholders.....	0	0	(77,100,000)
36. Change in treasury stock.....	0	0	0
37. Aggregate write-ins for gains and losses in surplus.....	0	(869,959)	1,571,166
38. Change in surplus as regards policyholders (Lines 22 through 37).....	76,313,155	37,224,387	30,740,333
39. Surplus as regards policyholders, as of statement date (Lines 21 plus 38).....	2,565,002,422	2,495,173,321	2,488,689,267
<b>DETAILS OF WRITE-INS</b>			
0501. ....	0	0	0
0502. ....	0	0	0
0503. ....	0	0	0
0598. Summary of remaining write-ins for Line 5 from overflow page.....	0	0	0
0599. Totals (Lines 0501 thru 0503 plus 0598) (Line 5 above).....	0	0	0
1401. Retroactive reinsurance gain/loss.....	744,179	(123,933)	(215,177)
1402. Fines and penalties of regulatory authorities.....	(9,008)	(1,351)	(34,516)
1403. Profit and loss, miscellaneous.....	(44,896)	(11,489)	(66,397)
1498. Summary of remaining write-ins for Line 14 from overflow page.....	0	0	0
1499. Totals (Lines 1401 thru 1403 plus 1498) (Line 14 above).....	690,275	(136,773)	(316,090)
3701. Change in special surplus from deferred taxes.....	0	(869,959)	1,571,210
3702. Prior period adjustment.....	0	0	(44)
3703. ....	0	0	0
3798. Summary of remaining write-ins for Line 37 from overflow page.....	0	0	0
3799. Totals (Lines 3701 thru 3703 plus 3798) (Line 37 above).....	0	(869,959)	1,571,166

## CASH FLOW

	1 Current Year to Date	2 Prior Year To Date	3 Prior Year Ended December 31
<b>CASH FROM OPERATIONS</b>			
1. Premiums collected net of reinsurance.....	423,707,792	345,243,881	756,586,062
2. Net investment income.....	95,780,466	95,491,948	197,903,417
3. Miscellaneous income.....	1,673,828	507,840	1,120,439
4. Total (Lines 1 through 3).....	521,162,086	441,243,669	955,609,918
5. Benefit and loss related payments.....	232,107,687	231,843,745	506,751,340
6. Net transfers to Separate Accounts, Segregated Accounts and Protected Cell Accounts.....	0	0	0
7. Commissions, expenses paid and aggregate write-ins for deductions.....	197,141,073	198,366,823	366,285,039
8. Dividends paid to policyholders.....	618,897	321,605	1,146,210
9. Federal and foreign income taxes paid (recovered) net of \$..... 15,268 tax on capital gains (losses).....	22,352,644	11,366,230	17,176,139
10. Total (Lines 5 through 9).....	452,220,301	441,898,403	891,358,728
11. Net cash from operations (Line 4 minus Line 10).....	68,941,785	(654,734)	64,251,190
<b>CASH FROM INVESTMENTS</b>			
12. Proceeds from investments sold, matured or repaid:			
12.1 Bonds.....	184,158,578	322,076,403	489,085,768
12.2 Stocks.....	0	0	0
12.3 Mortgage loans.....	0	146,250	171,504
12.4 Real estate.....	0	0	0
12.5 Other invested assets.....	11,500	11,876,426	1,134,840
12.6 Net gains or (losses) on cash, cash equivalents and short-term investments.....	0	(962,154)	0
12.7 Miscellaneous proceeds.....	(4,000,000)	11,545,157	7,865,369
12.8 Total investment proceeds (Lines 12.1 to 12.7).....	180,170,078	344,682,082	498,257,481
13. Cost of investments acquired (long-term only):			
13.1 Bonds.....	254,134,228	285,210,784	562,211,053
13.2 Stocks.....	0	0	0
13.3 Mortgage loans.....	0	0	0
13.4 Real estate.....	0	0	0
13.5 Other invested assets.....	0	(662)	27,838
13.6 Miscellaneous applications.....	(16,525,900)	0	0
13.7 Total investments acquired (Lines 13.1 to 13.6).....	237,608,328	285,210,122	562,238,891
14. Net increase (decrease) in contract loans and premium notes.....	0	0	0
15. Net cash from investments (Line 12.8 minus Line 13.7 and Line 14).....	(57,438,250)	59,471,960	(63,981,410)
<b>CASH FROM FINANCING AND MISCELLANEOUS SOURCES</b>			
16. Cash provided (applied):			
16.1 Surplus notes, capital notes.....	0	0	0
16.2 Capital and paid in surplus, less treasury stock.....	0	0	0
16.3 Borrowed funds.....	0	0	0
16.4 Net deposits on deposit-type contracts and other insurance liabilities.....	0	0	0
16.5 Dividends to stockholders.....	0	0	77,100,000
16.6 Other cash provided (applied).....	10,160,171	54,144,277	66,846,658
17. Net cash from financing and miscellaneous sources (Lines 16.1 through 16.4 minus Line 16.5 plus Line 16.6).....	10,160,171	54,144,277	(10,253,342)
<b>RECONCILIATION OF CASH, CASH EQUIVALENTS AND SHORT-TERM INVESTMENTS</b>			
18. Net change in cash, cash equivalents and short-term investments (Line 11 plus Line 15 plus Line 17).....	21,663,706	112,961,504	(9,983,562)
19. Cash, cash equivalents and short-term investments:			
19.1 Beginning of year.....	33,468,353	43,451,915	43,451,915
19.2 End of period (Line 18 plus Line 19.1).....	55,132,059	156,413,418	33,468,353
<b>Note: Supplemental disclosures of cash flow information for non-cash transactions:</b>			
20.0001 .....	0	0	0

---

## NOTES TO FINANCIAL STATEMENTS

---

### **Note 1 - Summary of Significant Accounting Policies**

#### A. Accounting Practices:

United States Fidelity and Guaranty Company (the Company) prepares its statutory financial statements in conformity with accounting practices prescribed or permitted by the State of Connecticut. The State of Connecticut requires that insurance companies domiciled in Connecticut prepare their statutory basis financial statements in accordance with the National Association of Insurance Commissioners (NAIC) *Accounting Practices and Procedures Manual*, subject to any deviations prescribed or permitted by the Connecticut Insurance Commissioner. The Company has not applied for and does not believe that it employs any statutory accounting practices that would be considered a permitted practice in its financial statements.

#### B. Use of Estimates in the Preparation of the Financial Statements:

No significant change.

#### C. Accounting Policy:

No significant change.

### **Note 2 - Accounting Changes and Corrections of Errors**

1. The Company adopted SSAP No. 101, *Income Taxes, A Replacement of SSAP No. 10R and SSAP No. 10* (SSAP No. 101) effective January 1, 2012. SSAP No. 101 revises the guidance for current and deferred federal and foreign income taxes. The new guidance limits the admissibility of deferred tax assets (DTAs) based on an insurer's RBC and the ratio of its adjusted DTAs to adjusted capital and surplus. The guidance also rejects the GAAP guidance from Financial Interpretation No. 48: *Accounting for Uncertainty in Income Taxes, an interpretation of FASB Statement No. 109 (ASC 740 in codification)* and instead modifies SSAP No. 5R, *Liabilities, Contingencies and Impairments of Assets – Revised*, requiring that a "more likely than not" rather than a "probable" standard to be applied in determining federal and foreign income tax loss contingencies.

At adoption, the Company recorded a cumulative effect adjustment that resulted in an increase in its liability for current tax liabilities of \$1,224,647, and a corresponding decrease in unassigned funds (surplus) in accordance with SSAP No. 3, *Accounting Changes and Corrections of Errors*.

2. During the first quarter 2012, an error in the reporting for "Uncollected premiums and agents' balances in course of collection" and "Payable to parent, subsidiaries and affiliates" was detected. The error impacted the balance sheet only, resulting in an understated amount reported in agents' balances, offset by an overstated due from affiliates. In accordance with SSAP No. 3, *Accounting Changes and Corrections of Errors*, the Company corrected this error in the March 31, 2012 statutory financial statement.

The error correction resulted in an additional \$2,290,772 reported in agents' balances in course of collection and payable to parent, subsidiaries and affiliates and did not impact net income or statutory surplus.

### **Note 3 - Business Combinations and Goodwill**

No significant change.

### **Note 4 - Discontinued Operations**

No significant change.

### **Note 5 - Investments**

#### A. Mortgage Loans:

No significant change.

#### B. Debt Restructuring:

No significant change.

#### C. Reverse Mortgages:

No significant change.

#### D. Loan-Backed Securities

The Company applies the retrospective method of revaluing loan-backed securities. The Company's loan-backed securities are revalued quarterly using actual and currently estimated future cash flows, including anticipated prepayments, with the original cost. For those securities where an other-than-temporary impairment has been recognized, the prospective method is utilized.

For collateralized mortgage obligations, asset-backed securities and pass-through certificates prepayment assumptions are adjusted periodically.

When unit prices published by the SVO were not available, the Company uses Interactive Data, as well as broker quotes in determining the fair value of its loan-backed securities.

The Company determines an other-than-temporary impairment by utilizing discounted cash flow modeling to determine the present value of the security and comparing the present value with the amortized cost of the security. If the amortized cost is greater than the present value of the expected cash flows, the difference is considered a credit loss and recognized in net realized investment gains (losses). The Company estimates the present value of the security by projecting future cash flows of the assets underlying the securitization, allocating the flows to the various tranches based on the structure of the securitization, and determining the present value of the cash flows using the effective yield of the security at the date of acquisition (or the most recent implied rate used to accrete the security if the implied rate has changed as a result of a previous impairment or changes in expected cash flows). The Company incorporates levels of delinquencies, defaults and severities as well as credit attributes of the remaining assets in the securitization, along with other economic data, to arrive at its best estimate of the parameters applied to the assets underlying the securitization.

For the six months ending June 30, 2012, the Company had no securities which changed from the retrospective to prospective valuation method.

## NOTES TO FINANCIAL STATEMENTS

Loan-backed and structured securities with other-than-temporary impairments are as follows:

Cusip	Amortized cost basis before other-than- temporary impairment	Projected cash flow	Other-than- temporary impairment recognized in loss	Amortized cost basis after other- than-temporary impairment	Fair value	Impairment Quarter / Year
32051GB79	\$20,408,345	\$20,348,438	\$ 59,908	\$ 20,348,438	\$ 15,170,864	Q3 – 2009
07386YAE4	24,514,159	23,668,871	845,287	23,668,871	16,670,356	Q3 – 2009
05530NAV9	8,260,250	7,507,813	752,437	7,507,813	6,348,739	Q3 – 2009
12544WAG2	15,868,218	15,027,264	840,954	15,027,264	11,162,713	Q3 – 2009
74958TAJ2	20,331,865	18,087,677	2,244,188	18,087,677	11,205,842	Q3 – 2009
32051GB79	20,360,590	19,679,063	681,528	19,679,063	14,801,852	Q4 – 2009
74958TAJ2	16,074,882	15,171,227	903,654	15,171,227	12,103,517	Q4 – 2009
07386YAE4	22,817,552	22,548,830	268,723	22,548,830	15,968,563	Q4 – 2009
05530NAV9	7,509,600	7,217,188	292,413	7,217,188	6,128,597	Q4 – 2009
74958TAJ2	14,641,706	14,437,714	203,993	14,437,714	11,877,533	Q1 – 2010
05530NAV9	7,216,100	6,840,540	375,560	6,840,540	6,330,643	Q1 – 2010
12544WAG2	13,245,990	12,820,548	425,442	12,820,548	13,011,390	Q3 – 2010
12544WAG2	12,044,870	11,865,368	179,502	11,865,368	12,440,946	Q1 – 2011
94983FAA8	2,652,110	2,651,179	931	2,651,179	2,717,728	Q2 – 2011
07386YAE4	17,388,549	16,753,637	634,912	16,753,637	15,933,121	Q2 – 2011
23321PJF6	80,177	79,147	1,030	79,147	75,858	Q2 – 2011
94983FAA8	2,408,424	2,400,960	7,464	2,400,960	2,417,917	Q3 – 2011
07386YAE4	16,063,621	14,721,793	1,341,827	14,721,793	14,824,713	Q3 – 2011
32051GB79	17,862,355	17,459,204	403,151	17,459,204	16,690,213	Q4 – 2011

The gross unrealized investment losses and related fair value for impaired securities for which an other-than-temporary impairment has not been recognized as a realized loss were as follows:

at June 30, 2012	<u>Less than 12 months</u>		<u>12 months or longer</u>		<u>Total</u>	
	Fair Value	Gross Unrealized Losses	Fair Value	Gross Unrealized Losses	Fair Value	Gross Unrealized Losses
Loan-backed and Structured securities	\$ 4,000,000	\$ 200	\$ 8,373,505	\$ 402,672	\$ 12,373,505	\$ 402,872

**E. Repurchase Agreements:**

No significant change.

**F. Real Estate:**

No significant change.

**G. Investments in Low-Income Housing Tax Credits (LIHTC):**

No significant change.

**Note 6 - Joint Ventures, Partnerships and Limited Liability Companies**

No significant change.

**Note 7 - Investment Income**

No significant change.

**Note 8 - Derivative Instruments**

No significant change.

**Note 9 - Income Taxes**

No significant change.

**Note 10 - Information Concerning Parent, Subsidiaries, Affiliates and Other Related Parties**

No significant change.

**Note 11 - Debt**

No significant change.

**Note 12 - Retirement Plans, Deferred Compensation, Postemployment Benefits and Compensated Absences and Other Postretirement Benefit Plans**

No significant change.

**Note 13 - Capital and Surplus, Shareholders' Dividend Restrictions and Quasi-Reorganizations**

No significant change.

**NOTES TO FINANCIAL STATEMENTS****Note 14 - Contingencies**

No significant change.

**Note 15 - Leases**

No significant change.

**Note 16 - Information About Financial Instruments With Off-Balance Sheet Risk and Financial Instruments With Concentrations of Credit Risk**

No significant change.

**Note 17 - Sale, Transfer and Servicing of Financial Assets and Extinguishments of Liabilities**

A. Transfers of Receivables Reported as Sales:

No significant change.

B. Transfer and Servicing of Financial Assets:

No significant change.

C. Wash Sales:

Not applicable.

**Note 18 - Gain or Loss to the Reporting Entity from Uninsured Plans and the Uninsured Portion of Partially Insured Plans**

No significant change.

**Note 19 - Direct Premium Written/Produced by Managing General Agents/Third Party Administrators**

No significant change.

**Note 20 – Fair Value Measurements**

The estimates of fair value for financial assets are based on the framework established in the fair value accounting guidance. The framework is based on the inputs used in valuation, gives the highest priority to quoted prices in active markets, and requires that observable inputs be used in the valuations when available. The disclosure of fair value estimates in the fair value accounting guidance hierarchy is based on whether the significant inputs into the valuation are observable. In determining the level of the hierarchy in which the estimate is disclosed, the highest priority is given to unadjusted quoted prices in active markets and the lowest priority to unobservable inputs that reflect the Company's significant market assumptions. The three levels of the hierarchy are as follows:

- Level 1 - Unadjusted quoted market prices for identical assets or liabilities in active markets that the Company has the ability to access.
- Level 2 - Quoted prices for similar assets or liabilities in active markets; quoted prices for identical or similar assets or liabilities in inactive markets; or valuations based on models where the significant inputs are observable (e.g., interest rates, yield curves, prepayment speeds, default rates, loss severities, etc.) or can be corroborated by observable market data.
- Level 3 - Valuations based on models where significant inputs are not observable. The unobservable inputs reflect the Company's own assumptions about the inputs that market participants would use.

A. (1) Assets measured and reported at fair value as of June 30, 2012:

Description	Level 1	Level 2	Level 3	Total
Bonds				
Industrial and Misc	\$ -	1,010,000	-	\$ 1,010,000
Common stock	175	-	1,182,387	1,182,562
Total assets at fair value	\$ 175	1,010,000	1,182,387	\$ 2,192,562

There were no significant transfers between level 1 and level 2.

(2) Assets measured and reported at fair value using significant unobservable inputs (level 3):

	Balance at 03/31/12	Transfers in level 3	Transfers out level 3	Total gains and (losses) included in net income	Total gains and (losses) included in surplus	Purchases and Issuances	Sales and Settlements	Balance at 06/30/12
Common Stock	\$ 1,044,877	-	-	-	137,510	-	-	\$ 1,182,387
Total	\$ 1,044,877	-	-	-	137,510	-	-	\$ 1,182,387

(3) Not applicable.

(4) Bonds were carried at fair value under the lower of cost or market requirement. These bonds were generally priced by the SVO or by a third party organization.



---



---

**NOTES TO FINANCIAL STATEMENTS**


---



---

The Company holds common stock where the fair value estimate is determined by an internal fund manager based on recent filings, operating results, balance sheet stability, growth and other business and market sector fundamentals. Due to the significant unobservable inputs in these valuations, the Company includes the total fair value estimate for all of these investments in Level 3.

(5) Not applicable.

B. Not applicable.

C. The following tables provide the aggregate fair value and reported aggregate admitted asset value by type of financial instrument; and the hierarchy level in which the fair values fall.

(At June 30, 2012)	Aggregate	Admitted	Level 1	Level 2	Level 3
Description	fair value	assets			
Short term bonds	\$ 55,072,071	55,072,071	24,945,886	30,126,185	\$ -
Long term bonds	4,480,773,081	4,124,761,509	13,538,851	4,466,679,678	554,552
Common stock	1,182,562	1,182,562	175	-	1,182,387

(At December 31, 2011)	Aggregate	Admitted	Level 1	Level 2	Level 3
Description	fair value	assets			
Short term bonds	\$ 33,424,312	33,424,312	23,943,807	8,019,693	\$ 1,460,812
Long term bonds	4,383,322,054	4,064,655,203	47,858,895	4,335,463,159	-
Common stock	1,196,572	1,196,572	14,185	-	1,182,387

D. Not applicable.

**Note 21 – Other Items**

No significant change.

**Note 22 – Events Subsequent**

No significant change.

**Note 23 - Reinsurance**

No significant change.

**Note 24 – Retrospectively Rated Contracts & Contracts Subject to Redetermination**

No significant change.

**Note 25 – Changes in Incurred Losses and Loss Adjustment Expenses**

During the period from January 1, 2012 to June 30, 2012, the prior year-end total loss and loss adjustment expense reserves developed favorably by \$19,114,000, resulting from better than expected loss and DCC development primarily in the other liability – occurrence, workers' compensation, special property, and automobile physical damage lines, and from lower estimates for adjusting and other expenses, partially offset by loss and DCC deterioration primarily in the commercial and personal automobile liability lines.

The improvement in the other liability – occurrence line was concentrated in the excess coverages for accident years 2004 - 2010 and reflected more favorable legal and judicial environments than the Company expected. This improvement was partially offset by unfavorable development in environmental reserves for "prior" accident years. The improvement in the workers' compensation line was concentrated in the loss sensitive product for accident years 2008 and prior, and reflected better than expected frequency and severity of lifetime medical claims, higher than expected managed care savings, and better than expected development. The improvement in the special property line was concentrated in accident year 2011, driven by better than expected development related to catastrophe claims, in accident year 2010, reflecting higher than expected salvage and subrogation recoveries, and in accident year 2005, resulting from favorable claim resolutions. The improvement in adjusting and other expense was driven by improvement in the underlying loss and DCC reserves and by the allocation of adjusting and other expense reserves by year as disclosed in the Schedule P Interrogatories of the Company.

The deterioration in the commercial automobile liability line was driven by worse than expected frequency for the 2011 accident year as well as higher than expected bodily injury severity for accident years 2010 and 2011. Additionally, the private passenger automobile liability line also developed unfavorable for accident year 2011, driven by higher than expected bodily injury severity. This combined deterioration in automobile liability accounted for approximately 70% of the overall unfavorable loss and DCC development for accident year 2011. The remaining accident year 2011 unfavorable development is attributable to smaller changes for various lines resulting from some large loss activity that occurred late in 2011 as well as routine refinements of IBNR by accident year, partially offset by favorable loss and DCC development in the automobile physical damage and special property lines and in adjusting and other expense.

The remaining changes are generally the result of ongoing analyses of recent loss data and trends. A portion of the change from prior year effects relates to retrospectively rated policies, and these policies are subject to premium adjustments.

**Note 26 – Intercompany Pooling Arrangements**

No significant change.

**Note 27 – Structured Settlements**

No significant change.

**Note 28 – Health Care Receivables**

No significant change.

**Note 29 – Participating Policies**

No significant change.

---

## NOTES TO FINANCIAL STATEMENTS

---

**Note 30 – Premium Deficiency Reserves**

No significant change.

**Note 31 – High Deductibles**

No significant change.

**Note 32 – Discounting of Liabilities for Unpaid Losses or Unpaid Loss Adjustment Expenses**

No significant change.

**Note 33 – Asbestos/Environmental Reserves**

No significant change.

**Note 34 – Subscriber Savings Accounts**

No significant change.

**Note 35 – Multiple Peril Crop Insurance**

No significant change.

**Note 36 - Financial Guaranty Insurance**

A. Not applicable.

B. Not applicable.

**GENERAL INTERROGATORIES**

**PART 1 - COMMON INTERROGATORIES - GENERAL**

1.1 Did the reporting entity experience any material transactions requiring the filing of Disclosure of Material Transactions with the State of Domicile, as required by the Model Act? Yes [ ] No [ X ]

1.2 If yes, has the report been filed with the domiciliary state? Yes [ ] No [ ]

2.1 Has any change been made during the year of this statement in the charter, by-laws, articles of incorporation, or deed of settlement of the reporting entity? Yes [ ] No [ X ]

2.2 If yes, date of change: .....

3. Have there been any substantial changes in the organizational chart since the prior quarter end? Yes [ ] No [ X ]  
If yes, complete the Schedule Y-Part 1 - Organizational chart.

4.1 Has the reporting entity been a party to a merger or consolidation during the period covered by this statement? Yes [ ] No [ X ]

4.2 If yes, provide name of entity, NAIC Company Code, and state of domicile (use two letter state abbreviation) for any entity that has ceased to exist as a result of the merger or consolidation.

1 Name of Entity	2 NAIC Company Code	3 State of Domicile

5. If the reporting entity is subject to a management agreement, including third-party administrator(s), managing general agent(s), attorney-in-fact, or similar agreement, have there been any significant changes regarding the terms of the agreement or principals involved? Yes [ ] No [ ] N/A [ X ]  
If yes, attach an explanation.

\_\_\_\_\_

6.1 State as of what date the latest financial examination of the reporting entity was made or is being made. 12/31/2009.....

6.2 State the as of date that the latest financial examination report became available from either the state of domicile or the reporting entity. This date should be the date of the examined balance sheet and not the date the report was completed or released. 12/31/2009.....

6.3 State as of what date the latest financial examination report became available to other states or the public from either the state of domicile or the reporting entity. This is the release date or completion date of the examination report and not the date of the examination (balance sheet date). 3/14/2011.....

6.4 By what department or departments?  
Insurance Department of Connecticut

6.5 Have all financial statement adjustments within the latest financial examination report been accounted for in a subsequent financial statement filed with Departments? Yes [ ] No [ ] N/A [ X ]

6.6 Have all of the recommendations within the latest financial examination report been complied with? Yes [ X ] No [ ] N/A [ ]

7.1 Has this reporting entity had any Certificates of Authority, licenses or registrations (including corporate registration, if applicable) suspended or revoked by any governmental entity during the reporting period? Yes [ ] No [ X ]

7.2 If yes, give full information:  
\_\_\_\_\_  
\_\_\_\_\_

8.1 Is the company a subsidiary of a bank holding company regulated by the Federal Reserve Board? Yes [ ] No [ X ]

8.2 If response to 8.1 is yes, please identify the name of the bank holding company.  
\_\_\_\_\_  
\_\_\_\_\_

8.3 Is the company affiliated with one or more banks, thrifts or securities firms? Yes [ ] No [ X ]

8.4 If the response to 8.3 is yes, please provide below the names and location (city and state of the main office) of any affiliates regulated by a federal regulatory services agency [i.e. the Federal Reserve Board (FRB), the Office of the Comptroller of the Currency (OCC), the Federal Deposit Insurance Corporation (FDIC) and the Securities Exchange Commission (SEC)] and identify the affiliate's primary federal regulator].

1 Affiliate Name	2 Location (City, State)	3 FRB	4 OCC	5 FDIC	6 SEC

9.1 Are the senior officers (principal executive officer, principal financial officer, principal accounting officer or controller, or persons performing similar functions) of the reporting entity subject to a code of ethics, which includes the following standards? Yes [ X ] No [ ]

- (a) Honest and ethical conduct, including the ethical handling of actual or apparent conflicts of interest between personal and professional relationships;
- (b) Full, fair, accurate, timely and understandable disclosure in the periodic reports required to be filed by the reporting entity;
- (c) Compliance with applicable governmental laws, rules and regulations;
- (d) The prompt internal reporting of violations to an appropriate person or persons identified in the code; and
- (e) Accountability for adherence to the code.

9.11 If the response to 9.1 is No, please explain:  
\_\_\_\_\_  
\_\_\_\_\_

9.2 Has the code of ethics for senior managers been amended? Yes [ ] No [ X ]

9.21 If the response to 9.2 is Yes, provide information related to amendment(s).  
\_\_\_\_\_  
\_\_\_\_\_

9.3 Have any provisions of the code of ethics been waived for any of the specified officers? Yes [ ] No [ X ]

**GENERAL INTERROGATORIES**

**PART 1 - COMMON INTERROGATORIES - GENERAL**

9.31 If the response to 9.3 is Yes, provide the nature of any waiver(s).

---



---

**PART 1 - FINANCIAL**

10.1 Does the reporting entity report any amounts due from parent, subsidiaries or affiliates on Page 2 of this statement? Yes [ ] No [X]

10.2 If yes, indicate any amounts receivable from parent included in the Page 2 amount: \$.....0

**PART 1 - INVESTMENT**

11.1 Were any of the stocks, bonds, or other assets of the reporting entity loaned, placed under option agreement, or otherwise made available for use by another person? (Exclude securities under securities lending agreements.) Yes [ ] No [X]

11.2 If yes, give full and complete information relating thereto:

---



---

12. Amount of real estate and mortgages held in other invested assets in Schedule BA: \$.....0

13. Amount of real estate and mortgages held in short-term investments: \$.....0

14.1 Does the reporting entity have any investments in parent, subsidiaries and affiliates? Yes [X] No [ ]

14.2 If yes, please complete the following:

	1 Prior Year-End Book/Adjusted Carrying Value	2 Current Quarter Book/Adjusted Carrying Value
14.21 Bonds.....	\$ .....0	\$ .....0
14.22 Preferred Stock.....	\$ .....0	\$ .....0
14.23 Common Stock.....	\$ .....116,174,504	\$ .....119,490,653
14.24 Short-Term Investments.....	\$ .....0	\$ .....0
14.25 Mortgage Loans on Real Estate.....	\$ .....0	\$ .....0
14.26 All Other.....	\$ .....0	\$ .....0
14.27 Total Investment in Parent, Subsidiaries and Affiliates (Subtotal Lines 14.21 to 14.26).....	\$ .....116,174,504	\$ .....119,490,653
14.28 Total Investment in Parent included in Lines 14.21 to 14.26 above.....	\$ .....0	\$ .....0

15.1 Has the reporting entity entered into any hedging transactions reported on Schedule DB? Yes [ ] No [X]

15.2 If yes, has a comprehensive description of the hedging program been made available to the domiciliary state? If no, attach a description with this statement. Yes [ ] No [ ]

---



---

16. Excluding items in Schedule E-Part 3-Special Deposits, real estate, mortgage loans and investments held physically in the reporting entity's offices, vaults or safety deposit boxes, were all stocks, bonds and other securities, owned throughout the current year held pursuant to a custodial agreement with a qualified bank or trust company in accordance with Section 1, III - General Examination Considerations, F. Outsourcing of Critical Functions, Custodial or Safekeeping Agreements of the NAIC Financial Condition Examiners Handbook? Yes [X] No [ ]

16.1 For all agreements that comply with the requirements of the NAIC Financial Condition Examiners Handbook, complete the following:

1 Name of Custodian(s)	2 Custodian Address
JPMorgan Chase	270 Park Avenue, New York, NY 10017-2070
The Bank of New York Mellon	One Wall Street, New York, NY 10286

16.2 For all agreements that do not comply with the requirements of the NAIC Financial Condition Examiners Handbook, provide the name, location and a complete explanation.

1 Name(s)	2 Location(s)	3 Complete Explanation(s)
N/A		

16.3 Have there been any changes, including name changes, in the custodian(s) identified in 16.1 during the current quarter? Yes [ ] No [X]

16.4 If yes, give full and complete information relating thereto:

1 Old Custodian	2 New Custodian	3 Date of Change	4 Reason

16.5 Identify all investment advisors, broker/dealers or individuals acting on behalf of broker/dealers that have access to the investment accounts, handle securities and have authority to make investments on behalf of the reporting entity:

1 Central Registration Depository	2 Name(s)	3 Address
N/A		

17.1 Have all the filing requirements of the Purposes and Procedures Manual of the NAIC Securities Valuation Office been followed? Yes [X] No [ ]

17.2 If no, list exceptions:

---



---

**UNITED STATES FIDELITY AND GUARANTY COMPANY  
GENERAL INTERROGATORIES (continued)**

**PART 2**

**PROPERTY & CASUALTY INTERROGATORIES**

1. If the reporting entity is a member of a pooling arrangement, did the agreement or the reporting entity's participation change? Yes [ ] No [X] N/A [ ]  
If yes, attach an explanation.

---

2. Has the reporting entity reinsured any risk with any other reporting entity and agreed to release such entity from liability, in whole or in part, from any loss that may occur on the risk, or portion thereof, reinsured? Yes [ ] No [X]  
If yes, attach an explanation.

---

3.1 Have any of the reporting entity's primary reinsurance contracts been canceled? Yes [ ] No [X]  
3.2 If yes, give full and complete information thereto:

---

4.1 Are any of the liabilities for unpaid losses and loss adjustment expenses other than certain workers' compensation tabular reserves (see Annual Statement Instructions pertaining to disclosure of discounting for definition of "tabular reserves,") discounted at a rate of interest greater than zero? Yes [X] No [ ]  
4.2 If yes, complete the following schedule:

1 Line of Business	2 Maximum Interest	3 Disc. Rate	Total Discount				Discount Taken During Period			
			4 Unpaid Losses	5 Unpaid LAE	6 IBNR	7 Total	8 Unpaid Losses	9 Unpaid LAE	10 IBNR	11 Total
Other liability-occurrence	0.0	5.000 %	0	0	5,631,063	5,631,063	0	0	32,213	32,213
Total	XXX	XXX	0	0	5,631,063	5,631,063	0	0	32,213	32,213

5. Operating Percentages:

5.1 A&H loss percent 0.0 %

5.2 A&H cost containment percent 0.0 %

5.3 A&H expense percent excluding cost containment expenses 0.0 %

6.1 Do you act as a custodian for health savings accounts? Yes [ ] No [X]

6.2 If yes, please provide the amount of custodial funds held as of the reporting date. 0

6.3 Do you act as an administrator for health savings accounts? Yes [ ] No [X]

6.4 If yes, please provide the amount of funds administered as of the reporting date. 0

**SCHEDULE F - CEDED REINSURANCE**

Showing All New Reinsurers - Current Year to Date

1 NAIC Company Code	2 Federal ID Number	3  Name of Reinsurer	4  Domiciliary Jurisdiction	5 Is Insurer Authorized? (YES or NO)
------------------------------	------------------------------	----------------------------	--------------------------------------	---

**NONE**

**UNITED STATES FIDELITY AND GUARANTY COMPANY**

**SCHEDULE T - EXHIBIT OF PREMIUMS WRITTEN**

Current Year to Date - Allocated by States and Territories

States, Etc.	1 Active Status	Direct Premiums Written		Direct Losses Paid (Deducting Salvage)		Direct Losses Unpaid	
		2 Current Year to Date	3 Prior Year to Date	4 Current Year to Date	5 Prior Year to Date	6 Current Year to Date	7 Prior Year to Date
1. Alabama.....AL.....L.....		9,953	(478,652)	1,059,850	2,283,578	35,986,104	38,214,703
2. Alaska.....AK.....L.....		980,969	1,083,117	525,229	508,495	4,722,435	4,899,437
3. Arizona.....AZ.....L.....		903,973	161,456	678,099	995,685	11,437,673	15,554,930
4. Arkansas.....AR.....L.....		134,678	139,682	366,642	228,304	12,295,445	9,846,994
5. California.....CA.....L.....		7,650,487	7,577,014	20,280,504	17,909,442	290,734,758	304,811,290
6. Colorado.....CO.....L.....		218,478	158,225	400,584	416,560	11,184,374	10,263,798
7. Connecticut.....CT.....L.....		1,008,963	1,004,761	461,459	1,886,408	9,245,188	8,074,670
8. Delaware.....DE.....L.....		84,378	41,162	1,429,956	457,666	3,481,641	1,997,555
9. District of Columbia.....DC.....L.....		16,887	20,171	(1,796)	(2,586)	952,723	992,107
10. Florida.....FL.....L.....		87,521	187,216	2,618,132	1,945,306	42,721,728	100,653,774
11. Georgia.....GA.....L.....		1,044,097	464,373	776,898	817,274	19,783,076	19,042,859
12. Hawaii.....HI.....L.....		21,812	(121,965)	(171,974)	91,628	1,632,556	2,269,893
13. Idaho.....ID.....L.....		188,683	136,292	15,267	57,526	1,817,220	1,815,022
14. Illinois.....IL.....L.....		(1,124,834)	1,819,779	819,385	1,518,700	30,898,292	32,287,297
15. Indiana.....IN.....L.....		385,832	315,501	1,225,497	917,403	13,841,679	14,286,309
16. Iowa.....IA.....L.....		147,713	228,660	372,772	245,770	11,115,158	9,992,031
17. Kansas.....KS.....L.....		261,882	(58,722)	16,783	982,252	7,566,019	6,719,144
18. Kentucky.....KY.....L.....		63,288	(28,413)	241,022	281,922	22,315,787	20,630,023
19. Louisiana.....LA.....L.....		115,856	338,449	930,347	1,308,367	24,301,937	21,519,958
20. Maine.....ME.....L.....		70,359	133,341	728,403	425,665	5,169,042	5,690,386
21. Maryland.....MD.....L.....		356,803	396,275	4,389,526	1,073,095	10,285,975	13,503,216
22. Massachusetts.....MA.....L.....		75,975	(131,931)	(284,579)	2,828,453	23,954,201	34,037,564
23. Michigan.....MI.....L.....		4,364,626	4,803,897	2,472,710	186,082	144,182,599	65,114,486
24. Minnesota.....MN.....L.....		3,737,767	1,893,780	1,008,839	950,404	14,985,652	13,039,962
25. Mississippi.....MS.....L.....		54,855	63,180	793,705	1,332,465	29,083,973	28,886,684
26. Missouri.....MO.....L.....		158,818	209,785	231,762	1,786,002	20,265,309	21,412,673
27. Montana.....MT.....L.....		37,656	23,807	212,847	(1,311,534)	6,161,119	7,368,481
28. Nebraska.....NE.....L.....		553,431	(19,629)	145,325	96,858	6,064,799	5,647,989
29. Nevada.....NV.....L.....		219,493	36,965	(17,066)	(630,791)	4,978,457	4,428,096
30. New Hampshire.....NH.....L.....		309,341	(18,894)	71,742	103,529	2,175,150	2,205,449
31. New Jersey.....NJ.....L.....		(32,102)	(134,684)	1,780,761	1,674,536	38,625,799	41,742,484
32. New Mexico.....NM.....L.....		5,661	36,993	1,545,928	507,591	13,922,936	14,267,118
33. New York.....NY.....L.....		1,824,514	1,852,836	986,097	6,661,058	51,358,677	45,638,891
34. North Carolina.....NC.....L.....		996,433	945,522	648,332	639,095	17,395,283	16,946,199
35. North Dakota.....ND.....L.....		(1,891)	505	(1,092)	0	388,294	347,816
36. Ohio.....OH.....L.....		56,529	423,974	1,467,082	67,952	17,743,157	18,793,816
37. Oklahoma.....OK.....L.....		66,429	(24,024)	606,576	471,690	20,105,377	18,929,286
38. Oregon.....OR.....L.....		1,519,062	1,310,466	793,720	1,096,344	7,844,781	11,689,110
39. Pennsylvania.....PA.....L.....		3,268,469	3,049,897	(441,047)	4,181,550	81,764,131	110,774,157
40. Rhode Island.....RI.....L.....		(25,756)	22,246	(18,821)	110,563	2,146,211	2,417,104
41. South Carolina.....SC.....L.....		578,501	77,241	729,394	353,224	13,083,833	15,424,309
42. South Dakota.....SD.....L.....		177,522	146,262	132,989	130,841	1,513,424	1,610,178
43. Tennessee.....TN.....L.....		114,626	120,796	662,174	1,291,810	22,991,282	23,781,754
44. Texas.....TX.....L.....		342,646	760,611	862,168	1,200,772	55,927,490	58,251,596
45. Utah.....UT.....L.....		224,108	510,328	37,724	89,231	4,117,157	4,134,780
46. Vermont.....VT.....L.....		1,565,531	1,738,305	488,545	246,838	6,602,802	6,352,241
47. Virginia.....VA.....L.....		484,120	927,867	763,395	1,944,655	30,119,415	32,776,386
48. Washington.....WA.....L.....		(32,996)	(316,189)	171,708	(187,806)	4,915,653	4,082,773
49. West Virginia.....WV.....L.....		35,631	28,736	150,269	113,966	2,287,493	2,390,571
50. Wisconsin.....WI.....L.....		3,826,495	8,316,157	3,913,078	4,743,215	38,117,472	47,995,899
51. Wyoming.....WY.....L.....		25,719	22,888	(559)	44,777	345,047	683,263
52. American Samoa.....AS.....N.....		0	0	0	0	0	0
53. Guam.....GU.....N.....		0	0	0	0	0	0
54. Puerto Rico.....PR.....L.....		0	1,625	12,918	211,159	5,171,279	13,415,494
55. US Virgin Islands.....VI.....L.....		0	0	0	0	25,922	8,515
56. Northern Mariana Islands.....MP.....N.....		0	0	0	0	0	0
57. Canada.....CN.....N.....		0	0	0	0	1,987	2,046
58. Aggregate Other Alien.....OT.....XXX.....		0	(593,536)	0	0	100,284,573	141,483,152
59. Totals.....	(a).....53	37,158,990	39,603,504	57,089,209	65,282,988	1,360,139,544	1,459,145,713

**DETAILS OF WRITE-INS**

5801. Other Alien Combined.....	XXX.....	0	(593,536)	0	0	100,282,165	141,484,391
5802. Egypt.....	XXX.....	0	0	0	0	1,242	1,409
5803. Norway.....	XXX.....	0	0	0	0	912	1,023
5898. Summary of remaining write-ins for Line 58 from overflow page.....	XXX.....	0	0	0	0	254	(3,671)
5899. Totals (Lines 5801 thru 5803 + Line 5898) (Line 58 above).....	XXX.....	0	(593,536)	0	0	100,284,573	141,483,152

(L) - Licensed or Chartered - Licensed Insurance Carrier or Domiciled RRG; (R) - Registered - Non-domiciled RRGs; (Q) - Qualified - Qualified or Accredited Reinsurer;

(E) - Eligible - Reporting Entities eligible or approved to write Surplus Lines in the state; (N) - None of the above - Not allowed to write business in the state.

(a) Insert the number of L responses except for Canada and Other Alien.

## SCHEDULE Y - INFORMATION CONCERNING ACTIVITIES OF INSURER MEMBERS OF A HOLDING COMPANY GROUP

### PART 1 - ORGANIZATIONAL CHART

The Travelers Companies, Inc.	Minnesota	41-0518860	... .. Castle Pines Fidelity Associates Limited Partnership (99%)	Maryland	52-1735213
... St. Paul Fire and Marine Insurance Company (24767) *	Connecticut	41-0406690	... .. English Turn Fidelity Realty, Inc.	Maryland	52-1466734
... .. St. Paul Mercury Insurance Company (24791) *	Connecticut	41-0881659	... .. English Turn Limited Partnership (99%)	Maryland	59-2635727
... .. St. Paul Guardian Insurance Company (24775) *	Connecticut	41-0963301	... .. Fidelity English Turn Club General Partnership (99%)	Maryland	59-2709441
... .. St. Paul Fire and Casualty Insurance Company (40967) *	Wisconsin	41-1419276	... .. English Turn Limited Partnership (1%)	Maryland	59-2635727
... .. St. Paul Surplus Lines Insurance Company (30481) *	Delaware	41-1230819	... .. English Turn Realty Management, Inc.	Maryland	52-1715225
... .. Athena Assurance Company (41769) *	Connecticut	41-1435765	... .. Fidelity English Turn Club General Partnership (1%)	Maryland	59-2709441
... .. St. Paul Medical Liability Insurance Company (41750) *	Connecticut	41-1435766	... Camperdown Corporation	Delaware	41-1762781
... .. Northbrook Holdings, Inc.	Delaware	51-0375653	... SPC Insurance Agency, Inc.	Minnesota	41-1888760
... .. Discover Property & Casualty Insurance Company (36463) *	Illinois	36-2999370	... Aprilgrange Limited	United Kingdom	
... .. St. Paul Protective Insurance Company (19224) *	Illinois	36-2542404	... F&G U.K. Underwriters Limited	United Kingdom	
... .. Discover Specialty Insurance Company (10213) *	Illinois	52-1925132	... Travelers Underwriting Agency Limited	United Kingdom	
... .. United States Fidelity and Guaranty Company (25887) *	Connecticut	52-0515280	... Travelers Syndicate Management Limited	United Kingdom	
... .. Fidelity and Guaranty Insurance Underwriters, Inc. (25879) *	Wisconsin	52-0616768	... .. Travelers Asia Pte. Ltd.	Singapore	
... .. Fidelity and Guaranty Insurance Company (35386) *	Iowa	42-1091525	... St. Paul Surety Europe Limited	United Kingdom	
... .. Laurel Village Fidelity Realty, Inc.	Maryland	52-1551225	... Travelers Corporate Trustee Ltd.	United Kingdom	
... .. Laurel Village Joint Venture Partnership (50%)	Minnesota	41-1616702	... Travelers London Limited	United Kingdom	
... .. Laurel Village I Limited Partnership (99%)	Minnesota	41-1542260	... .. Solicitors Professional Indemnity Limited (49%)	United Kingdom	
... .. Laurel Village II Limited Partnership (99%)	Minnesota	41-1542261	... St. Paul London Properties, Inc.	Minnesota	41-1880024
... .. Laurel Village III Limited Partnership (99%)	Minnesota	41-1542263	... TCI Global Services, Inc.	Delaware	52-1965525
... .. Laurel Village IV Limited Partnership (99%)	Minnesota	41-1542264	... Travelers Management Limited	United Kingdom	
... .. Laurel Village Tower A Limited Partnership (99%)	Minnesota	41-1542266	... Travelers Insurance Company Limited *	United Kingdom	AA-1121375
... .. Laurel Village Tower B Limited Partnership (99%)	Minnesota	41-1593312	... .. Travelers Professional Risks Limited	United Kingdom	
... .. Laurel Village Tower C Limited Partnership (99%)	Minnesota	41-1542267	... Travelers Property Casualty Corp.	Connecticut	06-1008174
... .. Laurel Village Swinford Limited Partnership (99%)	Minnesota	41-1542255	... .. Constitution Plaza, Inc.	Connecticut	06-0566030
... .. USF&G Retail Associates GP, Inc.	Maryland	52-1704255	... .. Travelers Insurance Group Holdings Inc.	Delaware	06-1445591
... .. USF&G/Fidelity Retail Associates Limited Partnership (1%)	Maryland	52-1704256	... .. The Standard Fire Insurance Company (19070) *	Connecticut	06-6033509
... .. USF&G/Fidelity Retail Associates Limited Partnership (83.95%)	Maryland	52-1704256	... .. Standard Fire Properties, LLC	Delaware	06-6033509
... .. BMR Sports Properties, Inc.	Maryland	52-1852190	... .. Bayhill Restaurant II Associates (50%)	California	94-3097171
... .. Black Mountain Ranch Limited Partnership (1%)	Maryland	52-1573778	... .. Standard Fire UK Investments, LLC	Delaware	06-6033509
... .. Black Mountain Ranch Limited Partnership (85%)	Maryland	52-1573778	... .. The Automobile Insurance Company of Hartford, Connecticut (19062) *	Connecticut	06-0848755
... .. MMI Capital Trust I	Delaware	52-2073764	... .. Auto Hartford Investments, LLC	Delaware	06-0848755
... .. Promenade Partners, LLC	Delaware	41-0406690	... .. Travelers Personal Security Insurance Company (36145) *	Connecticut	06-1286264
... .. USF&G Capital I	Delaware	52-1953822	... .. Travelers Property Casualty Insurance Company (36161) *	Connecticut	06-1286274
... .. USF&G Capital III	Delaware	52-2044075	... .. Travelers Personal Insurance Company (38130) *	Connecticut	36-3703200
... .. 350 Market Street, LLC	Delaware	41-0406690	... .. Travelers Texas MGA, Inc.	Texas	27-4469564
... .. UA Combined Investment Company Limited (67%)	United Kingdom		... .. Oregon Evergreen Investor I, LLC	Delaware	06-6033509
... .. Jago Dedicated Limited (88.9%)	United Kingdom		... .. Lone Rock Timber Investments I, LLC (75%)	Delaware	61-1639956
... .. Jago Capital Limited	United Kingdom		... .. Travelers (Bermuda) Limited *	Bermuda	98-0190863
... .. Jago Dedicated Limited (11.1%)	United Kingdom		... .. Travelers Lloyds Management Company	Texas	20-4312440
... .. St. Paul Risk Management International Limited	United Kingdom		... .. TPC Investments Inc.	Connecticut	06-1534005
... .. MFCM Limited	United Kingdom		... .. Travelers Casualty and Surety Company (19038) *	Connecticut	06-6033504
... .. Travelers Special Services Limited	United Kingdom		... .. Farmington Casualty Company (41483) *	Connecticut	06-1067463
... .. Yonkers Financing Corp.	Delaware	20-3033027	... .. Travelers Insurance Company of Canada *	Canada	
... .. Castle Pines Fidelity Realty, Inc.	Maryland	52-1735211	... .. Coronation Insurance Company, Ltd. *	Canada	
... .. Castle Pines Fidelity Associates Limited Partnership (1%)	Maryland	52-1735213	... .. Travelers Casualty and Surety Company of America (31194) *	Connecticut	06-0907370
... .. Fidelity Castle Pines Limited Partnership (50%)	Maryland	52-1631820	... .. Travelers Brazil Holding, LLC	Delaware	06-0907370

**Notes:**

\* Denotes affiliated insurer

Unless otherwise stated, subsidiaries listed above are 100% owned by respective parent



**SCHEDULE Y - INFORMATION CONCERNING ACTIVITIES OF INSURER MEMBERS OF A HOLDING COMPANY GROUP  
PART 1 - ORGANIZATIONAL CHART**

Q11.1

Travelers Brazil Acquisition LLC	Delaware	06-0907370	The Premier Insurance Company of Massachusetts (12850) *	Massachusetts	04-3175569
J. Malucelli Participações em Seguros e Resseguros S.A. ("Holdco") (43.4%)	Brazil		TravCo Insurance Company (28188) *	Connecticut	35-1838077
J. Malucelli Resseguradora S.A. *	Brazil		TINDY Foreign, Inc	Delaware	20-4403403
J. Malucelli Controle de Riscos Ltda. (0.01%)	Brazil		Travelers Commercial Casualty Company (40282) *	Connecticut	95-3634110
J. Malucelli Seguradora S.A. *	Brazil		Travelers Distribution Alliance, Inc.	Delaware	62-1657094
J. Malucelli Controle de Riscos Ltda. (99.99%)	Brazil		Travelers TLD, LLC	Delaware	06-0566050
J. Malucelli Seguros S.A. *	Brazil		The Travelers Home and Marine Insurance Company (27998) *	Connecticut	35-1838079
Travelers Casualty Insurance Company of America (19046) *	Connecticut	06-0876835	The Travelers Lloyds Insurance Company (41262) *	Texas	76-0002592
Travelers Casualty Company of Connecticut (36170) *	Connecticut	06-1286266	Travelers Marine, LLC	Delaware	06-0566050
Travelers Casualty UK Investments, LLC	Delaware	06-6033504			
Travelers Commercial Insurance Company (36137) *	Connecticut	06-1286268			
Travelers Excess and Surplus Lines Company (29696) *	Connecticut	06-1203698			
Travelers Lloyds of Texas Insurance Company (41564) *	Texas	75-1732040			
Travelers MGA, Inc.	Texas	75-2676034			
The Travelers Indemnity Company (25658) *	Connecticut	06-0566050			
Arch Street North LLC	Delaware	06-0566050			
The Charter Oak Fire Insurance Company (25615) *	Connecticut	06-0291290			
Countersignature Agency, Inc.	Florida	06-1345091			
First Floridian Auto and Home Insurance Company (10647) *	Florida	59-3372141			
First Trenton Indemnity Company (29930) *	Connecticut	22-3129711			
Gulf Underwriters Insurance Company (42811) *	Connecticut	56-1371361			
Select Insurance Company (22233) *	Texas	75-6013697			
Gulf Underwriting Limited *	United Kingdom				
Travelers Casualty and Surety Company of Europe, Limited *	United Kingdom				
Commercial Guaranty Insurance Company (38385) *	Delaware	75-1679830			
Crystal Brook, LLC	Delaware	06-0566050			
Durham Holding, LLC	Delaware	06-0566050			
Sutton Holdco, LLC	Delaware	06-0566050			
Cadet Limited, LLC	Delaware	06-0566050			
Arrowhead Company, LLC	Delaware	06-0566050			
Eastern Asset, LLC	Delaware	06-0566050			
Jupiter Holdings, Inc.	Minnesota	41-1769846			
American Equity Insurance Company (43117) *	Arizona	86-0703220			
American Equity Specialty Insurance Company (10819) *	Connecticut	86-0868106			
Northland Insurance Company (24015) *	Connecticut	41-6009967			
Northfield Insurance Company (27987) *	Iowa	41-0983992			
Northland Casualty Company (24031) *	Connecticut	94-6051964			
Northland Risk Management Services, Inc.	Minnesota	41-1720288			
Travelers Indemnity UK Investments LLC	Connecticut	06-0566050			
TPC U.K. Investments LLC	Delaware	06-0566050			
The Phoenix Insurance Company (25623) *	Connecticut	06-0303275			
The Travelers Indemnity Company of America (25666) *	Connecticut	58-6020487			
The Travelers Indemnity Company of Connecticut (25682) *	Connecticut	06-0336212			
Travelers Property Casualty Company of America (25674) *	Connecticut	36-2719165			
Constitution State Services, LLC	Delaware	06-1501229			
Phoenix UK Investments LLC	Delaware	06-0303275			

*Notes:*

\* Denotes affiliated insurer

Unless otherwise stated, subsidiaries listed above are 100% owned by respective parent

**SCHEDULE Y**

**PART 1A - DETAIL OF INSURANCE HOLDING COMPANY SYSTEM**

1	2	3	4	5	6	7	8	9	10	11	12	13	14	15
Group Code	Group Name	NAIC Company Code	Federal ID Number	Federal RSSD	CIK	Name of Securities Exchange if Publicly Traded (U.S. or International)	Names of Parent, Subsidiaries or Affiliates	Domiciliary Location	Relationship to Reporting Entity	Directly Controlled by (Name of Entity/Person)	Type of Control (Ownership Board, Management Attorney-in-Fact, Influence, Other)	If Control is Ownership Provide Percentage	Ultimate Controlling Entity(ies)/Person(s)	*
<b>Members</b>														
3548	The Travelers Companies, Inc.....	00000	41-0518860		0000086312	NYSE	The Travelers Companies, Inc.....	MN	UIP			0.000		
3548	The Travelers Companies, Inc.....	24767	41-0406690				St. Paul Fire and Marine Insurance Company.....	CT	UDP	The Travelers Companies, Inc.....	O/B/M	100.000	The Travelers Companies, Inc.....	
3548	The Travelers Companies, Inc.....	24791	41-0881659				St. Paul Mercury Insurance Company.....	CT	IA	St. Paul Fire and Marine Insurance Company....	O/B/M	100.000	The Travelers Companies, Inc.....	
3548	The Travelers Companies, Inc.....	24775	41-0963301				St. Paul Guardian Insurance Company.....	CT	IA	St. Paul Fire and Marine Insurance Company....	O/B/M	100.000	The Travelers Companies, Inc.....	
3548	The Travelers Companies, Inc.....	40967	41-1419276				St. Paul Fire and Casualty Insurance Company.....	WI	IA	St. Paul Fire and Marine Insurance Company....	O/B/M	100.000	The Travelers Companies, Inc.....	
3548	The Travelers Companies, Inc.....	30481	41-1230819				St. Paul Surplus Lines Insurance Company.....	DE	IA	St. Paul Fire and Marine Insurance Company....	O/B/M	100.000	The Travelers Companies, Inc.....	
3548	The Travelers Companies, Inc.....	41769	41-1435765				Athena Assurance Company.....	CT	IA	St. Paul Fire and Marine Insurance Company....	O/B/M	100.000	The Travelers Companies, Inc.....	
3548	The Travelers Companies, Inc.....	41750	41-1435766				St. Paul Medical Liability Insurance Company.....	CT	IA	St. Paul Fire and Marine Insurance Company....	O/B/M	100.000	The Travelers Companies, Inc.....	
3548	The Travelers Companies, Inc.....	00000	51-0375653				Northbrook Holdings, Inc.....	DE	NIA	St. Paul Fire and Marine Insurance Company....	O/B/M	100.000	The Travelers Companies, Inc.....	
3548	The Travelers Companies, Inc.....	36463	36-2999370				Discover Property & Casualty Insurance Company.	IL	IA	Northbrook Holdings, Inc.....	O/B/M	100.000	The Travelers Companies, Inc.....	
3548	The Travelers Companies, Inc.....	19224	36-2542404				St. Paul Protective Insurance Company.....	IL	IA	Northbrook Holdings, Inc.....	O/B/M	100.000	The Travelers Companies, Inc.....	
3548	The Travelers Companies, Inc.....	10213	52-1925132				Discover Specialty Insurance Company.....	IL	IA	St. Paul Fire and Marine Insurance Company....	O/B/M	100.000	The Travelers Companies, Inc.....	
3548	The Travelers Companies, Inc.....	25887	52-0515280				United States Fidelity and Guaranty Company.....	CT		St. Paul Fire and Marine Insurance Company....	O/B/M	100.000	The Travelers Companies, Inc.....	
3548	The Travelers Companies, Inc.....	25879	52-0616768				Fidelity and Guaranty Insurance Underwriters, Inc..	WI	DS	United States Fidelity and Guaranty Company...	O/B/M	100.000	The Travelers Companies, Inc.....	
3548	The Travelers Companies, Inc.....	35386	42-1091525				Fidelity and Guaranty Insurance Company.....	IA	DS	United States Fidelity and Guaranty Company...	O/B/M	100.000	The Travelers Companies, Inc.....	
3548	The Travelers Companies, Inc.....	00000	52-1551225				Laurel Village Fidelity Realty, Inc.....	MD	DS	United States Fidelity and Guaranty Company...	O/B/M	100.000	The Travelers Companies, Inc.....	
3548	The Travelers Companies, Inc.....	00000	41-1616702				Laurel Village Joint Venture Partnership.....	MN	DS	Laurel Village Fidelity Realty, Inc.....	O/M	50.000	The Travelers Companies, Inc.....	0100
3548	The Travelers Companies, Inc.....	00000	41-1542260				Laurel Village I Limited Partnership.....	MN	DS	Laurel Village Joint Venture Partnership.....	O/M	99.000	The Travelers Companies, Inc.....	
3548	The Travelers Companies, Inc.....	00000	41-1542261				Laurel Village II Limited Partnership.....	MN	DS	Laurel Village Joint Venture Partnership.....	O/M	99.000	The Travelers Companies, Inc.....	
3548	The Travelers Companies, Inc.....	00000	41-1542263				Laurel Village III Limited Partnership.....	MN	DS	Laurel Village Joint Venture Partnership.....	O/M	99.000	The Travelers Companies, Inc.....	
3548	The Travelers Companies, Inc.....	00000	41-1542264				Laurel Village IV Limited Partnership.....	MN	DS	Laurel Village Joint Venture Partnership.....	O/M	99.000	The Travelers Companies, Inc.....	
3548	The Travelers Companies, Inc.....	00000	41-1542266				Laurel Village Tower A Limited Partnership.....	MN	DS	Laurel Village Joint Venture Partnership.....	O/M	99.000	The Travelers Companies, Inc.....	
3548	The Travelers Companies, Inc.....	00000	41-1593312				Laurel Village Tower B Limited Partnership.....	MN	DS	Laurel Village Joint Venture Partnership.....	O/M	99.000	The Travelers Companies, Inc.....	
3548	The Travelers Companies, Inc.....	00000	41-1542267				Laurel Village Tower C Limited Partnership.....	MN	DS	Laurel Village Joint Venture Partnership.....	O/M	99.000	The Travelers Companies, Inc.....	
3548	The Travelers Companies, Inc.....	00000	41-1542255				Laurel Village Swinford Limited Partnership.....	MN	DS	Laurel Village Joint Venture Partnership.....	O/M	99.000	The Travelers Companies, Inc.....	
3548	The Travelers Companies, Inc.....	00000	52-1704255				USF&G Retail Associates GP, Inc.....	MD	DS	United States Fidelity and Guaranty Company...	O/B/M	100.000	The Travelers Companies, Inc.....	
3548	The Travelers Companies, Inc.....	00000	52-1704256				USF&G/Fidelity Retail Associates Limited Partnership	MD	DS	USF&G Retail Associates GP, Inc.....	O/M	1.000	The Travelers Companies, Inc.....	0101
3548	The Travelers Companies, Inc.....	00000	52-1704256				USF&G/Fidelity Retail Associates Limited Partnership	MD	DS	United States Fidelity and Guaranty Company...	O	83.950	The Travelers Companies, Inc.....	0101
3548	The Travelers Companies, Inc.....	00000	52-1852190				BMR Sports Properties, Inc.....	MD	DS	United States Fidelity and Guaranty Company...	O/B/M	100.000	The Travelers Companies, Inc.....	
3548	The Travelers Companies, Inc.....	00000	52-1573778				Black Mountain Ranch Limited Partnership.....	MD	DS	BMR Sports Properties, Inc.....	O/M	1.000	The Travelers Companies, Inc.....	0102
3548	The Travelers Companies, Inc.....	00000	52-1573778				Black Mountain Ranch Limited Partnership.....	MD	NIA	St. Paul Fire and Marine Insurance Company....	O	85.000	The Travelers Companies, Inc.....	0102
3548	The Travelers Companies, Inc.....	00000	52-2073764				MMI Capital Trust I.....	DE	NIA	St. Paul Fire and Marine Insurance Company....	O/M	100.000	The Travelers Companies, Inc.....	

Q12

**SCHEDULE Y**

**PART 1A - DETAIL OF INSURANCE HOLDING COMPANY SYSTEM**

1	2	3	4	5	6	7	8	9	10	11	12	13	14	15
Group Code	Group Name	NAIC Company Code	Federal ID Number	Federal RSSD	CIK	Name of Securities Exchange if Publicly Traded (U.S. or International)	Names of Parent, Subsidiaries or Affiliates	Domiciliary Location	Relationship to Reporting Entity	Directly Controlled by (Name of Entity/Person)	Type of Control (Ownership Board, Management Attorney-in-Fact, Influence, Other)	If Control is Ownership Provide Percentage	Ultimate Controlling Entity(ies)/Person(s)	*
3548.....	The Travelers Companies, Inc.....	00000.....	41-0406690				Promenade Partners, LLC.....	DE.....	NIA.....	St. Paul Fire and Marine Insurance Company.....	O/M.....	100.000	The Travelers Companies, Inc.....	
3548.....	The Travelers Companies, Inc.....	00000.....	52-1953822				USF&G Capital I.....	DE.....	NIA.....	St. Paul Fire and Marine Insurance Company.....	O/M.....	100.000	The Travelers Companies, Inc.....	
3548.....	The Travelers Companies, Inc.....	00000.....	52-2044075				USF&G Capital III.....	DE.....	NIA.....	St. Paul Fire and Marine Insurance Company.....	O/M.....	100.000	The Travelers Companies, Inc.....	
3548.....	The Travelers Companies, Inc.....	00000.....	41-0406690				350 Market Street, LLC.....	DE.....	NIA.....	St. Paul Fire and Marine Insurance Company.....	O/M.....	100.000	The Travelers Companies, Inc.....	
3548.....	The Travelers Companies, Inc.....	00000.....					UA Combined Investment Company Limited.....	GB.....	NIA.....	St. Paul Fire and Marine Insurance Company.....	O/B.....	67.000	The Travelers Companies, Inc.....	0103.....
3548.....	The Travelers Companies, Inc.....	00000.....					Jago Dedicated Limited.....	GB.....	NIA.....	UA Combined Investment Company Limited.....	O/B.....	88.900	The Travelers Companies, Inc.....	0104.....
3548.....	The Travelers Companies, Inc.....	00000.....					Jago Capital Limited.....	GB.....	NIA.....	Jago Dedicated Limited.....	O/B.....	100.000	The Travelers Companies, Inc.....	
3548.....	The Travelers Companies, Inc.....	00000.....					Jago Dedicated Limited.....	GB.....	NIA.....	St. Paul Fire and Marine Insurance Company.....	O/B.....	11.100	The Travelers Companies, Inc.....	0104.....
3548.....	The Travelers Companies, Inc.....	00000.....					St. Paul Risk Management International Limited.....	GB.....	NIA.....	St. Paul Fire and Marine Insurance Company.....	O/B.....	100.000	The Travelers Companies, Inc.....	
3548.....	The Travelers Companies, Inc.....	00000.....					MFCM Limited.....	GB.....	NIA.....	St. Paul Fire and Marine Insurance Company.....	O/B.....	100.000	The Travelers Companies, Inc.....	
3548.....	The Travelers Companies, Inc.....	00000.....					Travelers Special Services Limited.....	GB.....	NIA.....	St. Paul Fire and Marine Insurance Company.....	O/B.....	100.000	The Travelers Companies, Inc.....	
3548.....	The Travelers Companies, Inc.....	00000.....	20-3033027				Yonkers Financing Corp.....	DE.....	NIA.....	St. Paul Fire and Marine Insurance Company.....	O/B/M.....	100.000	The Travelers Companies, Inc.....	
3548.....	The Travelers Companies, Inc.....	00000.....	52-1735211				Castle Pines Fidelity Realty, Inc.....	MD.....	NIA.....	St. Paul Fire and Marine Insurance Company.....	O/B/M.....	100.000	The Travelers Companies, Inc.....	
3548.....	The Travelers Companies, Inc.....	00000.....	52-1735213				Castle Pines Fidelity Associates Limited Partnership	MD.....	NIA.....	Castle Pines Fidelity Realty, Inc.....	O/M.....	1.000	The Travelers Companies, Inc.....	0105.....
3548.....	The Travelers Companies, Inc.....	00000.....	52-1631820				Fidelity Castle Pines Limited Partnership	MD.....	NIA.....	Castle Pines Fidelity Associates Limited Partnership	O/M.....	50.000	The Travelers Companies, Inc.....	0106.....
3548.....	The Travelers Companies, Inc.....	00000.....	52-1735213				Castle Pines Fidelity Associates Limited Partnership	MD.....	NIA.....	St. Paul Fire and Marine Insurance Company.....	O.....	99.000	The Travelers Companies, Inc.....	0105.....
3548.....	The Travelers Companies, Inc.....	00000.....	52-1466734				English Turn Fidelity Realty, Inc.....	MD.....	NIA.....	St. Paul Fire and Marine Insurance Company.....	O/B/M.....	100.000	The Travelers Companies, Inc.....	
3548.....	The Travelers Companies, Inc.....	00000.....	59-2635727				English Turn Limited Partnership.....	MD.....	NIA.....	English Turn Fidelity Realty, Inc.....	O/M.....	99.000	The Travelers Companies, Inc.....	0107.....
3548.....	The Travelers Companies, Inc.....	00000.....	59-2709441				Fidelity English Turn Club General Partnership.....	MD.....	NIA.....	English Turn Fidelity Realty, Inc.....	O/M.....	99.000	The Travelers Companies, Inc.....	0108.....
3548.....	The Travelers Companies, Inc.....	00000.....	59-2635727				English Turn Limited Partnership.....	MD.....	NIA.....	St. Paul Fire and Marine Insurance Company.....	O.....	1.000	The Travelers Companies, Inc.....	0107.....
3548.....	The Travelers Companies, Inc.....	00000.....	52-1715225				English Turn Realty Management, Inc.....	MD.....	NIA.....	St. Paul Fire and Marine Insurance Company.....	O/B/M.....	100.000	The Travelers Companies, Inc.....	
3548.....	The Travelers Companies, Inc.....	00000.....	59-2709441				Fidelity English Turn Club General Partnership.....	MD.....	NIA.....	English Turn Realty Management, Inc.....	O/B/M.....	1.000	The Travelers Companies, Inc.....	0108.....
3548.....	The Travelers Companies, Inc.....	00000.....	41-1762781				Camperdown Corporation.....	DE.....	NIA.....	The Travelers Companies, Inc.....	O/B.....	100.000	The Travelers Companies, Inc.....	
3548.....	The Travelers Companies, Inc.....	00000.....	41-1888760				SPC Insurance Agency, Inc.....	MN.....	NIA.....	The Travelers Companies, Inc.....	O/B/M.....	100.000	The Travelers Companies, Inc.....	
3548.....	The Travelers Companies, Inc.....	00000.....					Aprilgrange Limited.....	GB.....	NIA.....	The Travelers Companies, Inc.....	O/B.....	100.000	The Travelers Companies, Inc.....	
3548.....	The Travelers Companies, Inc.....	00000.....					F&G U.K. Underwriters Limited.....	GB.....	NIA.....	The Travelers Companies, Inc.....	O/B.....	100.000	The Travelers Companies, Inc.....	
3548.....	The Travelers Companies, Inc.....	00000.....					Travelers Underwriting Agency Limited.....	GB.....	NIA.....	The Travelers Companies, Inc.....	O/B.....	100.000	The Travelers Companies, Inc.....	
3548.....	The Travelers Companies, Inc.....	00000.....					Travelers Syndicate Management Limited.....	GB.....	NIA.....	The Travelers Companies, Inc.....	O/B.....	100.000	The Travelers Companies, Inc.....	
3548.....	The Travelers Companies, Inc.....	00000.....					Travelers Asia Pte. Ltd.....	SG.....	NIA.....	Travelers Syndicate Management Limited.....	Board.....	0.000	The Travelers Companies, Inc.....	
3548.....	The Travelers Companies, Inc.....	00000.....					St. Paul Surety Europe Limited.....	GB.....	NIA.....	The Travelers Companies, Inc.....	O/B.....	100.000	The Travelers Companies, Inc.....	
3548.....	The Travelers Companies, Inc.....	00000.....					Travelers Corporate Trustee Ltd.....	GB.....	NIA.....	The Travelers Companies, Inc.....	O/B.....	100.000	The Travelers Companies, Inc.....	
3548.....	The Travelers Companies, Inc.....	00000.....					Travelers London Limited.....	GB.....	NIA.....	The Travelers Companies, Inc.....	O/B.....	100.000	The Travelers Companies, Inc.....	

Q12.1

**SCHEDULE Y**

**PART 1A - DETAIL OF INSURANCE HOLDING COMPANY SYSTEM**

1	2	3	4	5	6	7	8	9	10	11	12	13	14	15
Group Code	Group Name	NAIC Company Code	Federal ID Number	Federal RSSD	CIK	Name of Securities Exchange if Publicly Traded (U.S. or International)	Names of Parent, Subsidiaries or Affiliates	Domiciliary Location	Relationship to Reporting Entity	Directly Controlled by (Name of Entity/Person)	Type of Control (Ownership Board, Management Attorney-in-Fact, Influence, Other)	If Control is Ownership Provide Percentage	Ultimate Controlling Entity(ies)/Person(s)	*
3548.....	The Travelers Companies, Inc.....	00000.....					Solicitors Professional Indemnity Limited.....	GB.....	NIA.....	Travelers London Limited.....	Board.....	.....0.000	The Travelers Companies, Inc.....	
3548.....	The Travelers Companies, Inc.....	00000.....	41-1880024				St. Paul London Properties, Inc.....	MN.....	NIA.....	The Travelers Companies, Inc.....	Board.....	.....0.000	The Travelers Companies, Inc.....	
3548.....	The Travelers Companies, Inc.....	00000.....	52-1965525				TCI Global Services, Inc.....	DE.....	NIA.....	The Travelers Companies, Inc.....	O/B/M.....	.....100.000	The Travelers Companies, Inc.....	
3548.....	The Travelers Companies, Inc.....	00000.....					Travelers Management Limited.....	GB.....	NIA.....	The Travelers Companies, Inc.....	O/B.....	.....100.000	The Travelers Companies, Inc.....	
3548.....	The Travelers Companies, Inc.....	00000.....	AA-1121375				Travelers Insurance Company Limited.....	GB.....	IA.....	The Travelers Companies, Inc.....	O/B.....	.....100.000	The Travelers Companies, Inc.....	
3548.....	The Travelers Companies, Inc.....	00000.....					Travelers Professional Risks Limited.....	GB.....	NIA.....	Travelers Insurance Company Limited.....	O/B.....	.....100.000	The Travelers Companies, Inc.....	
3548.....	The Travelers Companies, Inc.....	00000.....	06-1008174				Travelers Property Casualty Corp.....	CT.....	NIA.....	The Travelers Companies, Inc.....	O/B/M.....	.....100.000	The Travelers Companies, Inc.....	
3548.....	The Travelers Companies, Inc.....	00000.....	06-0566030				Constitution Plaza, Inc.....	CT.....	NIA.....	Travelers Property Casualty Corp.....	O/B/M.....	.....100.000	The Travelers Companies, Inc.....	
3548.....	The Travelers Companies, Inc.....	00000.....	06-1445591				Travelers Insurance Group Holdings Inc.....	DE.....	NIA.....	Travelers Property Casualty Corp.....	O/B/M.....	.....100.000	The Travelers Companies, Inc.....	
3548.....	The Travelers Companies, Inc.....	19070.....	06-6033509				The Standard Fire Insurance Company.....	CT.....	IA.....	Travelers Insurance Group Holdings Inc.....	O/B/M.....	.....100.000	The Travelers Companies, Inc.....	
3548.....	The Travelers Companies, Inc.....	00000.....	06-6033509				Standard Fire Properties, LLC.....	DE.....	NIA.....	The Standard Fire Insurance Company.....	O/M.....	.....100.000	The Travelers Companies, Inc.....	
3548.....	The Travelers Companies, Inc.....	00000.....	94-3097171				Bayhill Restaurant II Associates.....	CA.....	NIA.....	Standard Fire Properties, LLC.....	O.....	.....50.000	The Travelers Companies, Inc.....	0109.....
3548.....	The Travelers Companies, Inc.....	00000.....	06-6033509				Standard Fire UK Investments, LLC.....	DE.....	NIA.....	The Standard Fire Insurance Company.....	O/M.....	.....100.000	The Travelers Companies, Inc.....	
3548.....	The Travelers Companies, Inc.....	19062.....	06-0848755				The Automobile Insurance Company of Hartford, Connecticut	CT.....	IA.....	The Standard Fire Insurance Company.....	O/B/M.....	.....100.000	The Travelers Companies, Inc.....	
3548.....	The Travelers Companies, Inc.....	00000.....	06-0848755				Auto Hartford Investments, LLC.....	DE.....	NIA.....	The Automobile Insurance Company of Hartford, Connecticut	O/M.....	.....100.000	The Travelers Companies, Inc.....	
3548.....	The Travelers Companies, Inc.....	36145.....	06-1286264				Travelers Personal Security Insurance Company...	CT.....	IA.....	The Standard Fire Insurance Company.....	O/B/M.....	.....100.000	The Travelers Companies, Inc.....	
3548.....	The Travelers Companies, Inc.....	36161.....	06-1286274				Travelers Property Casualty Insurance Company ..	CT.....	IA.....	The Standard Fire Insurance Company.....	O/B/M.....	.....100.000	The Travelers Companies, Inc.....	
3548.....	The Travelers Companies, Inc.....	38130.....	36-3703200				Travelers Personal Insurance Company.....	CT.....	IA.....	The Standard Fire Insurance Company.....	O/B/M.....	.....100.000	The Travelers Companies, Inc.....	
3548.....	The Travelers Companies, Inc.....	00000.....	27-4469564				Travelers Texas MGA, Inc.....	TX.....	NIA.....	The Standard Fire Insurance Company.....	O/B/M.....	.....100.000	The Travelers Companies, Inc.....	
3548.....	The Travelers Companies, Inc.....	00000.....	06-6033509				Oregon Evergreen Investor I, LLC.....	DE.....	NIA.....	The Standard Fire Insurance Company.....	O/M.....	.....100.000	The Travelers Companies, Inc.....	
3548.....	The Travelers Companies, Inc.....	00000.....	61-1639956				Lone Rock Timber Investments I, LLC.....	DE.....	NIA.....	Oregon Evergreen Investor I, LLC.....	O.....	.....75.000	The Travelers Companies, Inc.....	0110.....
3548.....	The Travelers Companies, Inc.....	00000.....	98-0190863				Travelers (Bermuda) Limited.....	BM.....	IA.....	Travelers Insurance Group Holdings, Inc.....	O/B/M.....	.....100.000	The Travelers Companies, Inc.....	
3548.....	The Travelers Companies, Inc.....	00000.....	20-4312440				Travelers Lloyds Management Company.....	TX.....	NIA.....	Travelers Insurance Group Holdings, Inc.....	O/B/M.....	.....100.000	The Travelers Companies, Inc.....	
3548.....	The Travelers Companies, Inc.....	00000.....	06-1534005				TPC Investments Inc.....	CT.....	NIA.....	Travelers Insurance Group Holdings, Inc.....	O/B/M.....	.....100.000	The Travelers Companies, Inc.....	
3548.....	The Travelers Companies, Inc.....	19038.....	06-6033504				Travelers Casualty and Surety Company.....	CT.....	IA.....	Travelers Insurance Group Holdings, Inc.....	O/B/M.....	.....100.000	The Travelers Companies, Inc.....	
3548.....	The Travelers Companies, Inc.....	41483.....	06-1067463				Farmington Casualty Company.....	CT.....	IA.....	Travelers Casualty and Surety Company.....	O/B/M.....	.....100.000	The Travelers Companies, Inc.....	
3548.....	The Travelers Companies, Inc.....	00000.....					Travelers Insurance Company of Canada.....	CA.....	IA.....	Travelers Casualty and Surety Company.....	O/B/M.....	.....100.000	The Travelers Companies, Inc.....	
3548.....	The Travelers Companies, Inc.....	00000.....					Coronation Insurance Company Limited.....	CA.....	IA.....	Travelers Insurance Company of Canada.....	O/B/M.....	.....100.000	The Travelers Companies, Inc.....	
3548.....	The Travelers Companies, Inc.....	31194.....	06-0907370				Travelers Casualty and Surety Company of America	CT.....	IA.....	Travelers Casualty and Surety Company.....	O/B/M.....	.....100.000	The Travelers Companies, Inc.....	
3548.....	The Travelers Companies, Inc.....	00000.....	06-0907370				Travelers Brazil Holding LLC.....	DE.....	NIA.....	Travelers Casualty and Surety Company of America	O/B/M.....	.....100.000	The Travelers Companies, Inc.....	
3548.....	The Travelers Companies, Inc.....	00000.....	06-0907370				Travelers Brazil Acquisition LLC.....	DE.....	NIA.....	Travelers Brazil Holding, LLC.....	O/B/M.....	.....100.000	The Travelers Companies, Inc.....	
3548.....	The Travelers Companies, Inc.....	00000.....					J. Malucelli Participações em Seguros e Resseguros S.A. ("Holdco")	BR.....	NIA.....	Travelers Brazil Acquisition LLC.....	O/B.....	.....43.400	The Travelers Companies, Inc.....	0111.....

Q12.2

**SCHEDULE Y**

**PART 1A - DETAIL OF INSURANCE HOLDING COMPANY SYSTEM**

1	2	3	4	5	6	7	8	9	10	11	12	13	14	15
Group Code	Group Name	NAIC Company Code	Federal ID Number	Federal RSSD	CIK	Name of Securities Exchange if Publicly Traded (U.S. or International)	Names of Parent, Subsidiaries or Affiliates	Domiciliary Location	Relationship to Reporting Entity	Directly Controlled by (Name of Entity/Person)	Type of Control (Ownership Board, Management Attorney-in-Fact, Influence, Other)	If Control is Ownership Provide Percentage	Ultimate Controlling Entity(ies)/Person(s)	*
3548.....	The Travelers Companies, Inc.....	00000.....					J. Malucelli Resseguradora S.A.....	BR.....	IA.....	J. Malucelli Participações em Seguros e Resseguros S.A.	O/B.....	100.000	The Travelers Companies, Inc.....	0111.....
3548.....	The Travelers Companies, Inc.....	00000.....					J. Malucelli Controle de Riscos Ltda.....	BR.....	NIA.....	J. Malucelli Resseguradora S.A.....	O/B.....	0.010	The Travelers Companies, Inc.....	0111.....
3548.....	The Travelers Companies, Inc.....	00000.....					J. Malucelli Seguradora S.A.....	BR.....	IA.....	J. Malucelli Participações em Seguros e Resseguros S.A.	O/B.....	100.000	The Travelers Companies, Inc.....	0111.....
3548.....	The Travelers Companies, Inc.....	00000.....					J. Malucelli Controle de Riscos Ltda.....	BR.....	NIA.....	J. Malucelli Seguradora S.A.....	O/B.....	99.900	The Travelers Companies, Inc.....	0111.....
3548.....	The Travelers Companies, Inc.....	00000.....					J. Malucelli Seguros S.A.....	BR.....	IA.....	J. Malucelli Participações em Seguros e Resseguros S.A.	O/B.....	100.000	The Travelers Companies, Inc.....	0111.....
3548.....	The Travelers Companies, Inc.....	19046.....	06-0876835				Travelers Casualty Insurance Company of America	CT.....	IA.....	Travelers Casualty and Surety Company.....	O/B/M.....	100.000	The Travelers Companies, Inc.....	
3548.....	The Travelers Companies, Inc.....	36170.....	06-1286266				Travelers Casualty Company of Connecticut.....	CT.....	IA.....	Travelers Casualty and Surety Company.....	O/B/M.....	100.000	The Travelers Companies, Inc.....	
3548.....	The Travelers Companies, Inc.....	00000.....	06-6033504				Travelers Casualty UK Investments LLC.....	DE.....	NIA.....	Travelers Casualty and Surety Company.....	O/M.....	100.000	The Travelers Companies, Inc.....	
3548.....	The Travelers Companies, Inc.....	36137.....	06-1286268				Travelers Commercial Insurance Company.....	CT.....	IA.....	Travelers Casualty and Surety Company.....	O/B/M.....	100.000	The Travelers Companies, Inc.....	
3548.....	The Travelers Companies, Inc.....	29696.....	06-1203698				Travelers Excess and Surplus Lines Company.....	CT.....	IA.....	Travelers Casualty and Surety Company.....	O/B/M.....	100.000	The Travelers Companies, Inc.....	
3548.....	The Travelers Companies, Inc.....	41564.....	75-1732040				Travelers Lloyds of Texas Insurance Company.....	TX.....	IA.....	Travelers Casualty and Surety Company.....	O/M/A.....	100.000	The Travelers Companies, Inc.....	
3548.....	The Travelers Companies, Inc.....	00000.....	75-2676034				Travelers MGA, Inc.....	TX.....	NIA.....	Travelers Casualty and Surety Company.....	O/B/M.....	100.000	The Travelers Companies, Inc.....	
3548.....	The Travelers Companies, Inc.....	25658.....	06-0566050				The Travelers Indemnity Company.....	CT.....	IA.....	Travelers Insurance Group Holdings Inc.....	O/B/M.....	100.000	The Travelers Companies, Inc.....	
3548.....	The Travelers Companies, Inc.....	00000.....	06-0566050				Arch Street North LLC.....	DE.....	NIA.....	The Travelers Indemnity Company.....	O/M.....	100.000	The Travelers Companies, Inc.....	
3548.....	The Travelers Companies, Inc.....	25615.....	06-0291290				The Charter Oak Fire Insurance Company.....	CT.....	IA.....	The Travelers Indemnity Company.....	O/B/M.....	100.000	The Travelers Companies, Inc.....	
3548.....	The Travelers Companies, Inc.....	00000.....	06-1345091				Countersignature Agency, Inc.....	FL.....	NIA.....	The Travelers Indemnity Company.....	O/B/M.....	100.000	The Travelers Companies, Inc.....	
3548.....	The Travelers Companies, Inc.....	10647.....	59-3372141				First Floridian Auto and Home Insurance Company	FL.....	IA.....	The Travelers Indemnity Company.....	O/B/M.....	100.000	The Travelers Companies, Inc.....	
3548.....	The Travelers Companies, Inc.....	29930.....	22-3129711				First Trenton Indemnity Company.....	CT.....	IA.....	The Travelers Indemnity Company.....	O/B/M.....	100.000	The Travelers Companies, Inc.....	
3548.....	The Travelers Companies, Inc.....	42811.....	56-1371361				Gulf Underwriters Insurance Company.....	CT.....	IA.....	The Travelers Indemnity Company.....	O/B/M.....	100.000	The Travelers Companies, Inc.....	
3548.....	The Travelers Companies, Inc.....	22233.....	75-6013697				Select Insurance Company.....	TX.....	IA.....	The Travelers Indemnity Company.....	O/B/M.....	100.000	The Travelers Companies, Inc.....	
3548.....	The Travelers Companies, Inc.....	00000.....					Gulf Underwriting Limited.....	GB.....	IA.....	The Travelers Indemnity Company.....	O/B.....	100.000	The Travelers Companies, Inc.....	
3548.....	The Travelers Companies, Inc.....	00000.....					Travelers Casualty and Surety Company of Europe, Limited	GB.....	IA.....	The Travelers Indemnity Company.....	O/B/M.....	100.000	The Travelers Companies, Inc.....	
3548.....	The Travelers Companies, Inc.....	38385.....	75-1679830				Commercial Guaranty Insurance Company.....	DE.....	IA.....	The Travelers Indemnity Company.....	O/B/M.....	100.000	The Travelers Companies, Inc.....	
3548.....	The Travelers Companies, Inc.....	00000.....	06-0566050				Crystal Brook, LLC.....	DE.....	NIA.....	The Travelers Indemnity Company.....	O/B/M.....	100.000	The Travelers Companies, Inc.....	
3548.....	The Travelers Companies, Inc.....	00000.....	06-0566050				Durham Holding, LLC.....	DE.....	NIA.....	Crystal Brook, LLC.....	O/B/M.....	100.000	The Travelers Companies, Inc.....	
3548.....	The Travelers Companies, Inc.....	00000.....	06-0566050				Sutton Holdco, LLC.....	DE.....	NIA.....	The Travelers Indemnity Company.....	O/B/M.....	100.000	The Travelers Companies, Inc.....	
3548.....	The Travelers Companies, Inc.....	00000.....	06-0566050				Cadet Limited, LLC.....	DE.....	NIA.....	Sutton Holdco, LLC.....	O/B/M.....	100.000	The Travelers Companies, Inc.....	
3548.....	The Travelers Companies, Inc.....	00000.....	06-0566050				Arrowhead Company, LLC.....	DE.....	NIA.....	The Travelers Indemnity Company.....	O/B/M.....	100.000	The Travelers Companies, Inc.....	
3548.....	The Travelers Companies, Inc.....	00000.....	06-0566050				Eastern Asset, LLC.....	DE.....	NIA.....	Arrowhead Company, LLC.....	O/B/M.....	100.000	The Travelers Companies, Inc.....	
3548.....	The Travelers Companies, Inc.....	00000.....	41-1769846				Jupiter Holdings, Inc.....	MN.....	NIA.....	The Travelers Indemnity Company.....	O/B/M.....	100.000	The Travelers Companies, Inc.....	

Q12.3

**SCHEDULE Y**

**PART 1A - DETAIL OF INSURANCE HOLDING COMPANY SYSTEM**

1	2	3	4	5	6	7	8	9	10	11	12	13	14	15
Group Code	Group Name	NAIC Company Code	Federal ID Number	Federal RSSD	CIK	Name of Securities Exchange if Publicly Traded (U.S. or International)	Names of Parent, Subsidiaries or Affiliates	Domiciliary Location	Relationship to Reporting Entity	Directly Controlled by (Name of Entity/Person)	Type of Control (Ownership Board, Management Attorney-in-Fact, Influence, Other)	If Control is Ownership Provide Percentage	Ultimate Controlling Entity(ies)/Person(s)	*
3548.....	The Travelers Companies, Inc.....	43117.....	86-0703220				American Equity Insurance Company.....	AZ.....	IA.....	Jupiter Holdings, Inc.....	O/B/M.....	...100.000	The Travelers Companies, Inc.....	
3548.....	The Travelers Companies, Inc.....	10819.....	86-0868106				American Equity Specialty Insurance Company.....	CT.....	IA.....	American Equity Insurance Company.....	O/B/M.....	...100.000	The Travelers Companies, Inc.....	
3548.....	The Travelers Companies, Inc.....	24015.....	41-6009967				Northland Insurance Company.....	CT.....	IA.....	Jupiter Holdings, Inc.....	O/B/M.....	...100.000	The Travelers Companies, Inc.....	
3548.....	The Travelers Companies, Inc.....	27987.....	41-0983992				Northfield Insurance Company.....	IA.....	IA.....	Northland Insurance Company.....	O/B/M.....	...100.000	The Travelers Companies, Inc.....	
3548.....	The Travelers Companies, Inc.....	24031.....	94-6051964				Northland Casualty Company.....	CT.....	IA.....	Northland Insurance Company.....	O/B/M.....	...100.000	The Travelers Companies, Inc.....	
3548.....	The Travelers Companies, Inc.....	00000.....	41-1720288				Northland Risk Management Services, Inc.....	MN.....	NIA.....	Jupiter Holdings, Inc.....	O/B/M.....	...100.000	The Travelers Companies, Inc.....	
3548.....	The Travelers Companies, Inc.....	00000.....	06-0566050				Travelers Indemnity U.K. Investments LLC.....	CT.....	NIA.....	The Travelers Indemnity Company .....	O/B/M.....	...100.000	The Travelers Companies, Inc.....	
3548.....	The Travelers Companies, Inc.....	00000.....	06-0566050				TPC U.K. Investments LLC.....	DE.....	NIA.....	The Travelers Indemnity Company .....	O/B/M.....	...100.000	The Travelers Companies, Inc.....	
3548.....	The Travelers Companies, Inc.....	25623.....	06-0303275				The Phoenix Insurance Company.....	CT.....	IA.....	The Travelers Indemnity Company .....	O/B/M.....	...100.000	The Travelers Companies, Inc.....	
3548.....	The Travelers Companies, Inc.....	25666.....	58-6020487				The Travelers Indemnity Company of America.....	CT.....	IA.....	The Phoenix Insurance Company.....	O/B/M.....	...100.000	The Travelers Companies, Inc.....	
3548.....	The Travelers Companies, Inc.....	25682.....	06-0336212				The Travelers Indemnity Company of Connecticut.....	CT.....	IA.....	The Phoenix Insurance Company.....	O/B/M.....	...100.000	The Travelers Companies, Inc.....	
3548.....	The Travelers Companies, Inc.....	25674.....	36-2719165				Travelers Property Casualty Company of America..	CT.....	IA.....	The Phoenix Insurance Company.....	O/B/M.....	...100.000	The Travelers Companies, Inc.....	
3548.....	The Travelers Companies, Inc.....	00000.....	06-1501229				Constitution State Services LLC.....	DE.....	NIA.....	The Phoenix Insurance Company.....	O/M.....	...100.000	The Travelers Companies, Inc.....	
3548.....	The Travelers Companies, Inc.....	00000.....	06-0303275				Phoenix UK Investments LLC.....	DE.....	NIA.....	The Phoenix Insurance Company.....	O/M.....	...100.000	The Travelers Companies, Inc.....	
3548.....	The Travelers Companies, Inc.....	12850.....	04-3175569				The Premier Insurance Company of Massachusetts	MA.....	IA.....	The Travelers Indemnity Company .....	O/B/M.....	...100.000	The Travelers Companies, Inc.....	
3548.....	The Travelers Companies, Inc.....	28188.....	35-1838077				TravCo Insurance Company.....	CT.....	IA.....	The Travelers Indemnity Company .....	O/B/M.....	...100.000	The Travelers Companies, Inc.....	
3548.....	The Travelers Companies, Inc.....	00000.....	20-4403403				TINDY Foreign, Inc.....	DE.....	NIA.....	The Travelers Indemnity Company .....	O/B/M.....	...100.000	The Travelers Companies, Inc.....	
3548.....	The Travelers Companies, Inc.....	40282.....	95-3634110				Travelers Commercial Casualty Company.....	CT.....	IA.....	The Travelers Indemnity Company .....	O/B/M.....	...100.000	The Travelers Companies, Inc.....	
3548.....	The Travelers Companies, Inc.....	00000.....	62-1657094				Travelers Distribution Alliance, Inc.....	DE.....	NIA.....	The Travelers Indemnity Company .....	O/B/M.....	...100.000	The Travelers Companies, Inc.....	
3548.....	The Travelers Companies, Inc.....	00000.....	06-0566050				Travelers TLD, LLC.....	DE.....	NIA.....	The Travelers Indemnity Company .....	O/B/M.....	...100.000	The Travelers Companies, Inc.....	
3548.....	The Travelers Companies, Inc.....	27998.....	35-1838079				The Travelers Home and Marine Insurance Company	CT.....	IA.....	The Travelers Indemnity Company .....	O/B/M.....	...100.000	The Travelers Companies, Inc.....	
3548.....	The Travelers Companies, Inc.....	41262.....	76-0002592				The Travelers Lloyds Insurance Company.....	TX.....	IA.....	The Travelers Indemnity Company .....	O/M/A.....	...100.000	The Travelers Companies, Inc.....	
3548.....	The Travelers Companies, Inc.....	00000.....	06-0566050				Travelers Marine, LLC.....	DE.....	NIA.....	The Travelers Indemnity Company .....	O/B/M.....	...100.000	The Travelers Companies, Inc.....	

Q12.4

Asterisk	Explanation
0100.	Laurel Village Joint Venture Partnership is 50% owned by an unrelated party with no current economic interest.
0101.	USF&G/Fidelity Retail Associates Limited Partnership is 83.95% owned by United State Fidelity and Guaranty Company 1% owned by USF&G Retail Associates GP, Inc.
0102.	Black Mountain Ranch Limited Partnership is 85% owned by St. Paul Fire and Marine Insurance Company and 1% owned by BMR Sports Properties, Inc.
0103.	St. Paul Fire and Marine Insurance Company has a 67% ownership and 80% economic interest of UA Combined Investment Company Limited.
0104.	Jago Dedicated Limited is 88.9% owned by UA Combined Investment Company Limited and 11.1% owned by St. Paul Fire and Marine Insurance Company
0105.	Castle Pines Fidelity Associates Limited Partnership is 99% owned by St. Paul Fire and Marine Insurance Company and 1% owned by Castle Pines Fidelity Realty, Inc.
0106.	Fidelity Castle Pines Limited Partnership is 50% owned by an unrelated party with no current economic interest.
0107.	English Turn Limited Partnership is 99% owned by English Turn Fidelity Realty, Inc. and 1% owned by St. Paul Fire and Marine Insurance Company.

**SCHEDULE Y**

**PART 1A - DETAIL OF INSURANCE HOLDING COMPANY SYSTEM**

1	2	3	4	5	6	7	8	9	10	11	12	13	14	15
Group Code	Group Name	NAIC Company Code	Federal ID Number	Federal RSSD	CIK	Name of Securities Exchange if Publicly Traded (U.S. or International)	Names of Parent, Subsidiaries or Affiliates	Domiciliary Location	Relationship to Reporting Entity	Directly Controlled by (Name of Entity/Person)	Type of Control (Ownership Board, Management Attorney-in-Fact, Influence, Other)	If Control is Ownership Provide Percentage	Ultimate Controlling Entity(ies)/Person(s)	*
0108.	Fidelity English Turn Club General Partnership is 99% owned by English Turn Fidelity Realty, Inc. and 1% owned by English Turn Realty Management, Inc.													
0109.	Bayhill Restaurant II Associates is 50% owned by an unrelated party, which is the manager.													
0110.	Lone Rock Timber Investments I, LLC's other 25% member and manager are unaffiliated with Travelers													
0111.	Control determination is based upon application of the last sentence of SSAP 25 paragraph 4.													

Q12.5

**UNITED STATES FIDELITY AND GUARANTY COMPANY  
PART 1 - LOSS EXPERIENCE**

Lines of Business	Current Year to Date			4 Prior Year to Date Direct Loss Percentage
	1 Direct Premiums Earned	2 Direct Losses Incurred	3 Direct Loss Percentage	
1. Fire.....	0	114,614	0.0	0.0
2. Allied lines.....	0	(932,827)	0.0	0.0
3. Farmowners multiple peril.....	0	(431)	0.0	0.0
4. Homeowners multiple peril.....	0	(6,395)	0.0	0.0
5. Commercial multiple peril.....	0	(7,204,348)	0.0	(83,027,461,166.7)
6. Mortgage guaranty.....	0	0	0.0	0.0
8. Ocean marine.....	0	252,560	0.0	0.0
9. Inland marine.....	0	(9,301,572)	0.0	0.0
10. Financial guaranty.....	0	0	0.0	0.0
11.1. Medical professional liability - occurrence.....	0	0	0.0	0.0
11.2. Medical professional liability - claims-made.....	0	0	0.0	0.0
12. Earthquake.....	0	(80)	0.0	0.0
13. Group accident and health.....	0	0	0.0	0.0
14. Credit accident and health.....	0	0	0.0	0.0
15. Other accident and health.....	0	0	0.0	0.0
16. Workers' compensation.....	33,974,719	52,144,177	153.5	108.7
17.1 Other liability-occurrence.....	(74,914)	4,561,224	(6,088.6)	453.9
17.2 Other liability-claims made.....	0	17,736	0.0	0.0
17.3 Excess workers' compensation.....	2,318,200	1,409,594	60.8	155.8
18.1 Products liability-occurrence.....	0	873,428	0.0	0.0
18.2 Products liability-claims made.....	0	(16)	0.0	0.0
19.1, 19.2 Private passenger auto liability.....	0	5,079,270	0.0	0.0
19.3, 19.4 Commercial auto liability.....	980	2,107,776	215,006.8	200,213.9
21. Auto physical damage.....	807	(108,105)	(13,395.9)	204,967.7
22. Aircraft (all perils).....	0	3,480	0.0	0.0
23. Fidelity.....	6,940	334,721	4,823.2	(1,357.1)
24. Surety.....	616,538	(6,815,202)	(1,105.4)	(2,904.9)
26. Burglary and theft.....	0	644	0.0	0.0
27. Boiler and machinery.....	0	(11,937)	0.0	0.0
28. Credit.....	0	0	0.0	0.0
29. International.....	0	0	0.0	0.0
30. Warranty.....	0	0	0.0	0.0
31. Reinsurance-nonproportional assumed property.....	XXX	XXX	XXX	XXX
32. Reinsurance-nonproportional assumed liability.....	XXX	XXX	XXX	XXX
33. Reinsurance-nonproportional assumed financial lines.....	XXX	XXX	XXX	XXX
34. Aggregate write-ins for other lines of business.....	0	0	0.0	0.0
35. Totals.....	36,843,271	42,518,313	115.4	47.0
<b>DETAILS OF WRITE-INS</b>				
3401.....	0	0	0.0	0.0
3402.....	0	0	0.0	0.0
3403.....	0	0	0.0	0.0
3498. Sum. of remaining write-ins for Line 34 from overflow page.....	0	0	0.0	XXX
3499. Totals (Lines 3401 thru 3403 plus 3498) (Line 34).....	0	0	0.0	0.0

**PART 2 - DIRECT PREMIUMS WRITTEN**

Lines of Business	1	2	3
	Current Quarter	Current Year to Date	Prior Year Year to Date
1. Fire.....	0	0	0
2. Allied lines.....	0	0	0
3. Farmowners multiple peril.....	0	0	0
4. Homeowners multiple peril.....	0	0	0
5. Commercial multiple peril.....	0	0	0
6. Mortgage guaranty.....	0	0	0
8. Ocean marine.....	0	0	0
9. Inland marine.....	0	0	0
10. Financial guaranty.....	0	0	0
11.1. Medical professional liability - occurrence.....	0	0	0
11.2. Medical professional liability - claims made.....	0	0	0
12. Earthquake.....	0	0	0
13. Group accident and health.....	0	0	0
14. Credit accident and health.....	0	0	0
15. Other accident and health.....	0	0	0
16. Workers' compensation.....	15,361,703	32,235,087	34,361,904
17.1 Other liability-occurrence.....	262	262	0
17.2 Other liability-claims made.....	0	0	0
17.3 Excess workers' compensation.....	20,989	4,416,934	4,607,437
18.1 Products liability-occurrence.....	0	0	0
18.2 Products liability-claims made.....	0	0	0
19.1 19.2 Private passenger auto liability.....	0	0	0
19.3 19.4 Commercial auto liability.....	763	(5,665)	(1,284)
21. Auto physical damage.....	140	890	(674)
22. Aircraft (all perils).....	0	0	0
23. Fidelity.....	4,066	6,266	269
24. Surety.....	267,240	505,216	635,852
26. Burglary and theft.....	0	0	0
27. Boiler and machinery.....	0	0	0
28. Credit.....	0	0	0
29. International.....	0	0	0
30. Warranty.....	0	0	0
31. Reinsurance-nonproportional assumed property.....	XXX	XXX	XXX
32. Reinsurance-nonproportional assumed liability.....	XXX	XXX	XXX
33. Reinsurance-nonproportional assumed financial lines.....	XXX	XXX	XXX
34. Aggregate write-ins for other lines of business.....	0	0	0
35. Totals.....	15,655,163	37,158,990	39,603,504
<b>DETAILS OF WRITE-INS</b>			
3401.....	0	0	0
3402.....	0	0	0
3403.....	0	0	0
3498. Sum. of remaining write-ins for Line 34 from overflow page.....	0	0	0
3499. Totals (Lines 3401 thru 3403 plus 3498) (Line 34).....	0	0	0



**PART 3 (000 omitted)**

**LOSS AND LOSS ADJUSTMENT EXPENSE RESERVES SCHEDULE**

	1	2	3	4	5	6	7	8	9	10	11	12	13
Years in Which Losses Occurred	Prior Year-End Known Case Loss and LAE Reserves	Prior Year-End IBNR Loss and LAE Reserves	Total Prior Year-End Loss and LAE Reserves (Cols. 1 + 2)	2012 Loss and LAE Payments on Claims Reported as of Prior Year-End	2012 Loss and LAE Payments on Claims Unreported as of Prior Year-End	Total 2012 Loss and LAE Payments (Cols. 4 + 5)	Q.S. Date Known Case Loss and LAE Reserves on Claims Reported and Open as of Prior Year-End	Q.S. Date Known Case Loss and LAE Reserves on Claims Reported or Reopened Subsequent to Prior Year-End	Q.S. Date IBNR Loss and LAE Reserves	Total Q.S. Loss and LAE Reserves (Cols. 7 + 8 + 9)	Prior Year-End Known Case Loss and LAE Reserves Developed (Savings)/Deficiency (Cols. 4 + 7 minus Col. 1)	Prior Year-End IBNR Loss and LAE Reserves Developed (Savings)/Deficiency (Cols. 5 + 8 + 9 minus Col. 2)	Prior Year-End Total Loss and LAE Reserve Developed (Savings)/Deficiency (Cols. 11 + 12)
1. 2009 + Prior.....	448,347	600,991	1,049,338	59,414	6,904	66,319	410,344	5,034	546,416	961,795	21,412	(42,636)	(21,225)
2. 2010.....	86,500	121,927	208,427	28,998	2,002	30,999	73,971	3,320	99,095	176,387	16,469	(17,510)	(1,041)
3. Subtotals 2010 + Prior.....	534,847	722,918	1,257,765	88,412	8,906	97,318	484,315	8,355	645,511	1,138,181	37,881	(60,146)	(22,266)
4. 2011.....	128,584	220,525	349,108	73,455	13,278	86,733	99,563	10,284	155,681	265,528	44,434	(41,282)	3,152
5. Subtotals 2011 + Prior.....	663,430	943,443	1,606,873	161,867	22,184	184,051	583,878	18,638	801,193	1,403,709	82,314	(101,428)	(19,114)
6. 2012.....	XXX	XXX	XXX	XXX	96,596	96,596	XXX	57,846	151,668	209,514	XXX	XXX	XXX
7. Totals.....	663,430	943,443	1,606,873	161,867	118,780	280,647	583,878	76,484	952,861	1,613,223	82,314	(101,428)	(19,114)
8. Prior Year-End's Surplus As Regards Policyholders	2,488,689										Col. 11, Line 7 As % of Col. 1, Line 7	Col. 12, Line 7 As % of Col. 2, Line 7	Col. 13, Line 7 As % of Col. 3, Line 7
											1. ....12.4 %	2. ....(10.8)%	3. ....(1.2)%
													Col. 13, Line 7 Line 8
													4. ....(0.8)%

Q14

# UNITED STATES FIDELITY AND GUARANTY COMPANY SUPPLEMENTAL EXHIBITS AND SCHEDULES INTERROGATORIES

The following supplemental reports are required to be filed as part of your statement filing. However, in the event that your company does not transact the type of business for which the special report must be filed, your response of NO to the specific interrogatory will be accepted in lieu of filing a "NONE" report and a bar code will be printed below. If the supplement is required of your company but is not being filed for whatever reason, enter SEE EXPLANATION and provide an explanation following the interrogatory questions.

	Response
1. Will the Trusteed Surplus Statement be filed with the state of domicile and the NAIC with this statement?	NO
2. Will Supplement A to Schedule T (Medical Professional Liability Supplement) be filed with this statement?	NO
3. Will the Medicare Part D Coverage Supplement be filed with the state of domicile and the NAIC with this statement?	NO
4. Will the Director and Officer Supplement be filed with the state of domicile and the NAIC with this statement?	NO

**Explanation:**

- 1.
- 2.
- 3.
- 4.

**Bar Code:**



Statement for June 30, 2012 of the **UNITED STATES FIDELITY AND GUARANTY COMPANY**  
**Overflow Page for Write-Ins**

**Additional Write-ins for Assets:**

	Current Statement Date			4 December 31, Prior Year Net Admitted Assets
	1 Assets	2 Nonadmitted Assets	3 Net Admitted Assets (Cols. 1 - 2)	
2504. Suspense, undistributed payments.....	516,869	0	516,869	224,320
2505. Other assets nonadmitted.....	90,845	90,845	0	0
2506. Assumed reinsurance receivable and payable.....	(17,808)	0	(17,808)	(23,281)
2597. Summary of remaining write-ins for Line 25.....	589,907	90,845	499,061	201,040

**Additional Write-ins for Liabilities:**

	1 Current Statement Date	2 December 31, Prior Year
2504. Retroactive reinsurance reserve assumed.....	100,008	100,312
2505. Retroactive reinsurance reserve ceded.....	(5,380,223)	(4,860,350)
2597. Summary of remaining write-ins for Line 25.....	(5,280,215)	(4,760,039)

**Additional Write-ins for Schedule T:**

States, Etc.	1 Active Status	Direct Premiums Written		Direct Losses Paid (Deducting Salvage)		Direct Losses Unpaid	
		2 Current Year to Date	3 Prior Year to Date	4 Current Year to Date	5 Prior Year to Date	6 Current Year to Date	7 Prior Year to Date
5804. Angola.....	XXX	0	0	0	0	254	281
5805. Dominican Republic.....	XXX	0	0	0	0	0	187
5806. Cyprus.....	XXX	0	0	0	0	0	9
5807. United Kingdom.....	XXX	0	0	0	0	0	(201)
5808. Japan.....	XXX	0	0	0	0	0	(268)
5809. Spain.....	XXX	0	0	0	0	0	(374)
5810. Germany.....	XXX	0	0	0	0	0	(538)
5811. Mauritius.....	XXX	0	0	0	0	0	(2,767)
5897. Summary of remaining write-ins for Line 58 from overflow.....	XXX	0	0	0	0	254	(3,671)

# UNITED STATES FIDELITY AND GUARANTY COMPANY

## SCHEDULE A - VERIFICATION

### Real Estate

	1 Year to Date	2 Prior Year Ended December 31
1. Book/adjusted carrying value, December 31 of prior year.....	0	0
2. Cost of acquired:		
2.1 Actual cost at time of acquisition.....	0	0
2.2 Additional investment made after acquisition.....	0	0
3. Current year change in encumbrances.....	0	0
4. Total gain (loss) on disposals.....	0	0
5. Deduct amounts received on disposals.....	0	0
6. Total foreign exchange change in book/adjusted carrying value.....	0	0
7. Deduct current year's other than temporary impairment recognized.....	0	0
8. Deduct current year's depreciation.....	0	0
9. Book/adjusted carrying value at end of current period (Lines 1+2+3+4-5+6-7-8).....	0	0
10. Deduct total nonadmitted amounts.....	0	0
11. Statement value at end of current period (Line 9 minus Line 10).....	0	0

## SCHEDULE B - VERIFICATION

### Mortgage Loans

	1 Year to Date	2 Prior Year Ended December 31
1. Book value/recorded investment excluding accrued interest, December 31 of prior year.....	0	171,504
2. Cost of acquired:		
2.1 Actual cost at time of acquisition.....	0	0
2.2 Additional investment made after acquisition.....	0	0
3. Capitalized deferred interest and other.....	0	0
4. Accrual of discount.....	0	0
5. Unrealized valuation increase (decrease).....	0	0
6. Total gain (loss) on disposals.....	0	0
7. Deduct amounts received on disposals.....	0	171,504
8. Deduct amortization of premium and mortgage interest points and commitment fees.....	0	0
9. Total foreign exchange change in book value/recorded investment excluding accrued interest.....	0	0
10. Deduct current year's other than temporary impairment recognized.....	0	0
11. Book value/recorded investment excluding accrued interest at end of current period (Lines 1+2+3+4+5+6-7-8+9-10).....	0	0
12. Total valuation allowance.....	0	0
13. Subtotal (Line 11 plus Line 12).....	0	0
14. Deduct total nonadmitted amounts.....	0	0
15. Statement value at end of current period (Line 13 minus Line 14).....	0	0

## SCHEDULE BA - VERIFICATION

### Other Long-Term Invested Assets

	1 Year to Date	2 Prior Year Ended December 31
1. Book/adjusted carrying value, December 31 of prior year.....	1,205,561	2,127,425
2. Cost of acquired:		
2.1 Actual cost at time of acquisition.....	0	0
2.2 Additional investment made after acquisition.....	0	27,838
3. Capitalized deferred interest and other.....	0	0
4. Accrual of discount.....	84	164
5. Unrealized valuation increase (decrease).....	6,751	184,974
6. Total gain (loss) on disposals.....	0	0
7. Deduct amounts received on disposals.....	11,500	1,134,840
8. Deduct amortization of premium and depreciation.....	0	0
9. Total foreign exchange change in book/adjusted carrying value.....	0	0
10. Deduct current year's other than temporary impairment recognized.....	451,989	0
11. Book/adjusted carrying value at end of current period (Lines 1+2+3+4+5+6-7-8+9-10).....	748,907	1,205,561
12. Deduct total nonadmitted amounts.....	0	0
13. Statement value at end of current period (Line 11 minus Line 12).....	748,907	1,205,561

## SCHEDULE D - VERIFICATION

### Bonds and Stocks

	1 Year to Date	2 Prior Year Ended December 31
1. Book/adjusted carrying value of bonds and stocks, December 31 of prior year.....	4,182,026,279	4,130,414,108
2. Cost of bonds and stocks acquired.....	254,134,228	562,211,053
3. Accrual of discount.....	1,451,526	2,242,517
4. Unrealized valuation increase (decrease).....	3,881,574	(4,846,102)
5. Total gain (loss) on disposals.....	698,100	2,903,675
6. Deduct consideration for bonds and stocks disposed of.....	184,158,578	489,085,768
7. Deduct amortization of premium.....	12,529,505	23,218,955
8. Total foreign exchange change in book/adjusted carrying value.....	0	3,974,577
9. Deduct current year's other than temporary impairment recognized.....	68,902	2,568,824
10. Book/adjusted carrying value at end of current period (Lines 1+2+3+4+5-6-7+8-9).....	4,245,434,723	4,182,026,279
11. Deduct total nonadmitted amounts.....	0	0
12. Statement value at end of current period (Line 10 minus Line 11).....	4,245,434,723	4,182,026,279

**SCHEDULE D - PART 1B**

Showing the Acquisitions, Dispositions and Non-Trading Activity  
During the Current Quarter for all Bonds and Preferred Stock by Rating Class

	1	2	3	4	5	6	7	8
	Book/Adjusted Carrying Value Beginning of Current Quarter	Acquisitions During Current Quarter	Dispositions During Current Quarter	Non-Trading Activity During Current Quarter	Book/Adjusted Carrying Value End of First Quarter	Book/Adjusted Carrying Value End of Second Quarter	Book/Adjusted Carrying Value End of Third Quarter	Book/Adjusted Carrying Value December 31 Prior Year
<b>BONDS</b>								
1. Class 1 (a).....	3,681,282,329	483,953,756	428,749,312	(6,566,989)	3,681,282,329	3,729,919,784	0	3,625,681,264
2. Class 2 (a).....	389,743,793	8,489,308	11,528,403	2,632,492	389,743,793	389,337,190	0	404,757,559
3. Class 3 (a).....	34,460,357	0	5,348,992	7,692,566	34,460,357	36,803,931	0	38,011,952
4. Class 4 (a).....	31,030,917	0	0	(9,821,644)	31,030,917	21,209,273	0	27,296,613
5. Class 5 (a).....	1,840,912	0	0	27,735	1,840,912	1,868,647	0	1,832,127
6. Class 6 (a).....	500,000	0	304,559	499,313	500,000	694,754	0	500,000
7. Total Bonds.....	4,138,858,308	492,443,065	445,931,265	(5,536,528)	4,138,858,308	4,179,833,580	0	4,098,079,516
<b>PREFERRED STOCK</b>								
8. Class 1.....	0	0	0	0	0	0	0	0
9. Class 2.....	0	0	0	0	0	0	0	0
10. Class 3.....	0	0	0	0	0	0	0	0
11. Class 4.....	0	0	0	0	0	0	0	0
12. Class 5.....	0	0	0	0	0	0	0	0
13. Class 6.....	0	0	0	0	0	0	0	0
14. Total Preferred Stock.....	0	0	0	0	0	0	0	0
15. Total Bonds and Preferred Stock.....	4,138,858,308	492,443,065	445,931,265	(5,536,528)	4,138,858,308	4,179,833,580	0	4,098,079,516

QS102

(a) Book/Adjusted Carrying Value column for the end of the current reporting period includes the following amount of non-rated short-term and cash equivalent bonds by NAIC designation:  
NAIC 1 \$.....0; NAIC 2 \$.....0; NAIC 3 \$.....0; NAIC 4 \$.....0; NAIC 5 \$.....0; NAIC 6 \$.....0.

**SCHEDULE DA - PART 1**

Short-Term Investments

	1 Book/Adjusted Carrying Value	2 Par Value	3 Actual Cost	4 Interest Collected Year To Date	5 Paid for Accrued Interest Year To Date
9199999. Totals.....	55,072,071	XXX	55,072,071	3,324	0

**SCHEDULE DA - VERIFICATION**

Short-Term Investments

	1 Year to Date	2 Prior Year Ended December 31
1. Book/adjusted carrying value, December 31 of prior year.....	33,424,312	39,497,603
2. Cost of short-term investments acquired.....	569,882,463	1,401,604,002
3. Accrual of discount.....	0	0
4. Unrealized valuation increase (decrease).....	0	0
5. Total gain (loss) on disposals.....	0	0
6. Deduct consideration received on disposals.....	548,234,705	1,407,677,293
7. Deduct amortization of premium.....	0	0
8. Total foreign exchange change in book/adjusted carrying value.....	0	0
9. Deduct current year's other than temporary impairment recognized.....	0	0
10. Book/adjusted carrying value at end of current period (Lines 1+2+3+4+5-6-7+8-9).....	55,072,071	33,424,312
11. Deduct total nonadmitted amounts.....	0	0
12. Statement value at end of current period (Line 10 minus Line 11).....	55,072,071	33,424,312

**Sch. DB-Pt A-Verification  
NONE**

**Sch. DB-Pt B-Verification  
NONE**

**Sch. DB-Pt C-Sn 1  
NONE**

**Sch. DB-Pt C-Sn 2  
NONE**

**Sch. DB-Verification  
NONE**

**Sch. E-Verification  
NONE**

**Sch. A-Pt 2  
NONE**

**Sch. A-Pt 3  
NONE**

**Sch. B-Pt 2  
NONE**

**Sch. B-Pt 3  
NONE**

**Sch. BA-Pt 2  
NONE**

**Sch. BA-Pt 3  
NONE**

**SCHEDULE D - PART 3**

Show all Long-Term Bonds and Stock Acquired During the Current Quarter

1 CUSIP Identification	2 Description	3 Foreign	4 Date Acquired	5 Name of Vendor	6 Number of Shares of Stock	7 Actual Cost	8 Par Value	9 Paid for Accrued Interest and Dividends	10 NAIC Designation or Market Indicator (a)
<b>Bonds - U.S. Political Subdivisions of States, Territories and Possessions</b>									
005482 2K 9	ADAMS & ARAPAHOE SD#28J 5.000 2027 12.....		...05/10/2012	LOOP CAPITAL MARKETS.....		.....1,216,990	.....1,000,000	.....10,694	1FE.....
346766 QM 3	FORT BEND CO SUB LIEN TO 5.000 2029 03.....		...06/04/2012	LOOP CAPITAL MARKETS.....		.....2,922,475	.....2,500,000	.....0	1FE.....
346766 QP 6	FORT BEND CO SUB LIEN TO 5.000 2031 03.....		...06/04/2012	LOOP CAPITAL MARKETS.....		.....2,892,975	.....2,500,000	.....0	1FE.....
346766 QQ 4	FORT BEND CO SUB LIEN TO 5.000 2032 03.....		...06/04/2012	LOOP CAPITAL MARKETS.....		.....2,879,475	.....2,500,000	.....0	1FE.....
346766 QR 2	FORT BEND CO SUB LIEN TO 5.000 2030 03.....		...06/04/2012	LOOP CAPITAL MARKETS.....		.....2,906,550	.....2,500,000	.....0	1FE.....
484062 LB 8	KANE & KENDALL CO CCD #5 5.000 2025 12.....		...06/19/2012	BMO CAPITAL MARKETS.....		.....5,683,750	.....5,000,000	.....0	1FE.....
591852 SF 6	MET COUNCIL MINN-ST. PAU 4.500 2031 09.....		...06/05/2012	J P MORGAN CHASE SECURITIES INC.....		.....3,736,330	.....3,250,000	.....4,469	1FE.....
591852 SG 4	MET COUNCIL MINN-ST. PAU 4.500 2032 09.....		...06/05/2012	J P MORGAN CHASE SECURITIES INC.....		.....3,717,740	.....3,250,000	.....4,469	1FE.....
59163P GX 5	METRO COUNCIL GENERAL OB 4.500 2027 06.....		...05/23/2012	J P MORGAN CHASE SECURITIES INC.....		.....6,427,177	.....5,525,000	.....0	1FE.....
810453 4K 3	SCOTTSDALE GO PROJS OF 2 3.500 2026 07.....		...04/19/2012	ZIEGLER CAPITAL MARKETS.....		.....2,105,120	.....2,000,000	.....15,944	1FE.....
2499999.	Total - Bonds - U.S. Political Subdivision of States, Territories & Possessions.....					.....34,488,582	.....30,025,000	.....35,576	.....XXX.....
<b>Bonds - U.S. Special Revenue and Special Assessment</b>									
24916T AS 8	DENVER BOARD OF WATER CO 4.500 2033 12.....		...05/22/2012	BAS-MERRILL LYNCH.....		.....1,873,289	.....1,670,000	.....0	1FE.....
24916T AT 6	DENVER BOARD OF WATER CO 4.500 2034 12.....		...05/22/2012	BAS-MERRILL LYNCH.....		.....1,946,705	.....1,745,000	.....0	1FE.....
395468 HK 0	GREENSBORO ENTERPRISE SY 5.000 2024 06.....		...04/25/2012	WELLS FARGO SECURITIES.....		.....2,410,691	.....1,945,000	.....0	1FE.....
395468 HL 8	GREENSBORO ENTERPRISE SY 5.000 2025 06.....		...04/25/2012	WELLS FARGO SECURITIES.....		.....2,536,537	.....2,070,000	.....0	1FE.....
395468 HM 6	GREENSBORO ENTERPRISE SY 5.000 2026 06.....		...04/25/2012	WELLS FARGO SECURITIES.....		.....1,214,480	.....1,000,000	.....0	1FE.....
57585K WD 6	MASSACHUSETTS H/E INST T 5.500 2032 07.....		...06/26/2012	WELLS FARGO SECURITIES.....		.....4,954,042	.....3,620,000	.....98,444	1FE.....
57585K 3G 1	MASSACHUSETTS H/E INST T 5.250 2033 07.....		...05/10/2012	WELLS FARGO SECURITIES.....		.....4,973,235	.....3,650,000	.....71,327	1FE.....
59164G DQ 2	METRO WASTERWATER RECLAM 5.000 2026 04.....		...04/24/2012	CITIGROUP GLOBAL MARKETS.....		.....12,078,100	.....10,000,000	.....36,111	1FE.....
64465P TT 5	NEW HAMPSHIRE MUN BOND B 5.000 2024 08.....		...04/18/2012	MORGAN KEEGAN & CO INC.....		.....4,846,320	.....4,000,000	.....0	1FE.....
67919P HN 6	OKLAHOMA WATER RES BRD M 5.000 2031 04.....		...06/05/2012	BAS-MERRILL LYNCH.....		.....4,457,633	.....3,775,000	.....0	1FE.....
68607D PX 7	OREGON DEPT TRANS HWY US 5.000 2028 11.....		...06/06/2012	MORGAN STANLEY.....		.....1,207,070	.....1,000,000	.....0	1FE.....
745268 6H 0	PUERTO RICO ELEC PWR AUT 5.500 2016 07.....		...05/01/2012	PHOENIX INSURANCE COMPANY.....		.....159,708	.....140,000	.....2,567	2FE.....
000000 00 0	PUERTO RICO PUBLIC FIN C -- 2012 12.....		...06/22/2012	BAS-MERRILL LYNCH.....		.....26,431	.....26,850	.....0	1FE.....
000000 00 0	PUERTO RICO PUBLIC FIN C -- 2013 12.....		...06/22/2012	BAS-MERRILL LYNCH.....		.....25,606	.....26,850	.....0	1FE.....
000000 00 0	PUERTO RICO PUBLIC FIN C -- 2014 12.....		...06/22/2012	BAS-MERRILL LYNCH.....		.....24,748	.....26,850	.....0	1FE.....
000000 00 0	PUERTO RICO PUBLIC FIN C -- 2015 12.....		...06/22/2012	BAS-MERRILL LYNCH.....		.....23,845	.....26,850	.....0	1FE.....
000000 00 0	PUERTO RICO PUBLIC FIN C -- 2016 12.....		...06/22/2012	BAS-MERRILL LYNCH.....		.....22,883	.....26,850	.....0	1FE.....
000000 00 0	PUERTO RICO PUBLIC FIN C -- 2017 12.....		...06/22/2012	BAS-MERRILL LYNCH.....		.....21,873	.....26,850	.....0	1FE.....
000000 00 0	PUERTO RICO PUBLIC FIN C -- 2018 12.....		...06/22/2012	BAS-MERRILL LYNCH.....		.....20,819	.....26,850	.....0	1FE.....
000000 00 0	PUERTO RICO PUBLIC FIN C -- 2019 12.....		...06/22/2012	BAS-MERRILL LYNCH.....		.....19,756	.....26,850	.....0	1FE.....
000000 00 0	PUERTO RICO PUBLIC FIN C -- 2020 12.....		...06/22/2012	BAS-MERRILL LYNCH.....		.....18,694	.....26,850	.....0	1FE.....
000000 00 0	PUERTO RICO PUBLIC FIN C -- 2020 12.....		...06/22/2012	BAS-MERRILL LYNCH.....		.....348,437	.....500,000	.....0	1FE.....
79061A BE 6	ST JOSEPH CO (UNIV NOTRE 130 2042 03.....		...05/16/2012	GOLDMAN SACHS & CO.....		.....15,000,000	.....15,000,000	.....0	1FE.....
882117 U5 1	TEXAS A & M PERM UNIV FU 5.000 2031 07.....		...05/07/2012	SOUTHWEST SECURITIES.....		.....1,763,740	.....1,505,000	.....26,965	1FE.....
92817S C6 3	VIRGINIA PUB SCH AUTH RE 4.500 2030 08.....		...04/26/2012	BAS-MERRILL LYNCH.....		.....4,236,344	.....3,745,000	.....0	1FE.....
92817S C7 1	VIRGINIA PUB SCH AUTH RE 4.500 2031 08.....		...04/26/2012	BAS-MERRILL LYNCH.....		.....4,365,188	.....3,875,000	.....0	1FE.....
3199999.	Total - Bonds - U.S. Special Revenue & Special Assessments.....					.....68,576,172	.....59,481,650	.....235,413	.....XXX.....

QE04



**SCHEDULE D - PART 3**

Show all Long-Term Bonds and Stock Acquired During the Current Quarter

1 CUSIP Identification	2 Description	3 Foreign	4 Date Acquired	5 Name of Vendor	6 Number of Shares of Stock	7 Actual Cost	8 Par Value	9 Paid for Accrued Interest and Dividends	10 NAIC Designation or Market Indicator (a)
<b>Bonds - Industrial and Miscellaneous</b>									
00037B AA 0	ABB FINANCE USA 1.625 2017 05		05/03/2012	MORGAN STANLEY		993,000	1,000,000	0	1FE
038222 AE 5	APPLIED MATERIALS 2.650 2016 06		04/09/2012	J P MORGAN CHASE SECURITIES INC		1,768,551	1,690,000	14,555	1FE
00206R BF 8	AT&T INC 1.700 2017 06		06/11/2012	CITIGROUP GLOBAL MARKETS		998,060	1,000,000	0	1FE
14912L SE 7	CATERPILLAR FINANCIAL SE 1.625 2017 06		05/22/2012	CITIGROUP GLOBAL MARKETS		998,370	1,000,000	0	1FE
244199 BE 4	DEERE & CO 2.600 2022 06		06/05/2012	BAS-MERRILL LYNCH		997,460	1,000,000	0	1FE
25179M AM 5	DEVON ENERGY CORPORATION 1.875 2017 05		05/07/2012	MORGAN STANLEY		997,530	1,000,000	0	2FE
277432 AM 2	EASTMAN CHEMICAL 2.400 2017 06		05/29/2012	J P MORGAN CHASE SECURITIES INC		996,640	1,000,000	0	2FE
345397 WD 1	FORD MOTOR CREDIT 3.000 2017 06		06/07/2012	BAS-MERRILL LYNCH		999,630	1,000,000	0	2FE
36962G SW 0	GENERAL ELECTRIC CAPITAL 2.300 2017 04		04/24/2012	CITIGROUP GLOBAL MARKETS		998,690	1,000,000	0	1FE
24422E RR 2	JOHN DEERE CAPITAL CORP 2.250 2019 04		04/12/2012	CITIGROUP GLOBAL MARKETS		498,650	500,000	0	1FE
49228R AC 7	KERN RIVER FUNDING (144A) 6.676 2016 07		04/19/2012	CORTVIEW CAPITAL SECURITIES		1,367,647	1,215,686	5,411	1FE
50076Q AA 4	KRAFT FOODS GROUP INC (1 2.250 2017 06		05/30/2012	CITIGROUP GLOBAL MARKETS		998,170	1,000,000	0	2FE
501044 CQ 2	KROGER CO 3.400 2022 04		04/10/2012	CITIGROUP GLOBAL MARKETS		993,550	1,000,000	0	2FE
577081 AV 4	MATTEL INC 2.500 2016 11		06/06/2012	MORGAN STANLEY		515,280	500,000	1,389	2FE
58013M EQ 3	MCDONALDS CORP 1.875 2019 05		05/23/2012	J P MORGAN CHASE SECURITIES INC		990,450	1,000,000	0	1FE
674599 CD 5	OCCIDENTAL PETROLEUM 1.500 2018 02		06/19/2012	J P MORGAN CHASE SECURITIES INC		999,180	1,000,000	0	1FE
68389X AG 0	ORACLE CORP 5.000 2019 07		06/07/2012	CITIGROUP GLOBAL MARKETS		1,193,500	1,000,000	21,389	1FE
832696 AB 4	SMUCKER (J.M.) COMPANY 3.500 2021 10		05/03/2012	KEYBANC CAPITAL MARK		410,375	394,000	881	2FE
89233P 6D 3	TOYOTA MOTOR CREDIT 1.750 2017 05		05/17/2012	HSBC		996,340	1,000,000	0	1FE
90520E AE 1	UNION BANK NA 2.125 2017 06		06/11/2012	BAS-MERRILL LYNCH		996,990	1,000,000	0	1FE
907818 DA 3	UNION PACIFIC CO 5.700 2018 08		04/25/2012	PIPER JAFFRAY		1,203,780	1,000,000	11,875	2FE
911312 AM 8	UNITED PARCEL SERVICE 3.125 2021 01		06/04/2012	J P MORGAN CHASE SECURITIES INC		1,080,220	1,000,000	12,326	1FE
94973V AX 5	WELLPOINT INC 3.125 2022 05		05/02/2012	BAS-MERRILL LYNCH		994,880	1,000,000	0	1FE
88579Y AF 8	3M COMPANY 2.000 2022 06		06/26/2012	MORGAN STANLEY		2,068,815	2,100,000	0	1FE
067316 AA 7	BACARDI LTD (144A) 7.450 2014 04	F	04/18/2012	ROYAL BANK OF SCOTLAND		224,006	200,000	911	2FE
05530Q AF 7	BAT INTL FINANCE (144A) 3.250 2022 06	F	05/31/2012	J P MORGAN CHASE SECURITIES INC		990,640	1,000,000	0	2FE
377373 AD 7	GLAXOSMITHKLINE 2.850 2022 05	F	06/18/2012	VARIOUS		2,012,920	2,000,000	3,325	1FE
85771P AF 9	STATOIL ASA 3.150 2022 01	F	04/19/2012	J P MORGAN CHASE SECURITIES INC		2,833,196	2,756,000	21,945	1FE
3899999.	Total - Bonds - Industrial & Miscellaneous					31,116,519	30,355,686	94,006	XXX
8399997.	Total - Bonds - Part 3					134,181,274	119,862,336	364,996	XXX
8399999.	Total - Bonds					134,181,274	119,862,336	364,996	XXX
9999999.	Total - Bonds, Preferred and Common Stocks					134,181,274	XXX	364,996	XXX

QE04.1

(a) For all common stock bearing the NAIC market indicator "U" provide: the number of such issues:.....0.

**SCHEDULE D - PART 4**

Show All Long-Term Bonds and Stock Sold, Redeemed or Otherwise Disposed of During the Current Quarter

1 CUSIP Identification	2 Description	3 F o r e i g n	4 Disposal Date	5 Name of Purchaser	6 Number of Shares of Stock	7 Consideration	8 Par Value	9 Actual Cost	10 Prior Year Book/ Adjusted Carrying Value	Change in Book/Adjusted Carrying Value					16 Book/ Adjusted Carrying Value At Disposal Date	17 Foreign Exchange Gain (Loss) on Disposal	18 Realized Gain (Loss) on Disposal	19 Total Gain (Loss) on Disposal	20 Bond Interest/ Stocks Dividends Received During Year	21 Stated Contractual Maturity Date	22 NAIC Design- nation or Market Indicator (a)
										11 Unrealized Valuation Increase/ (Decrease)	12 Current Year's (Amortization)/ Accretion	13 Current Year's Other Than Temporary Impairment Recognized	14 Total Change in B./A.C.V. (11+12-13)	15 Total Foreign Exchange Change in B./A.C.V.							

**Bonds - U.S. Government**

QE05

3133MN	VV	0	05/15/2012	FEDERAL HOME LOAN BANK	5.750	1,000,000	1,000,000	1,053,130	1,003,449	0	(3,449)	0	(3,449)	0	1,000,000	0	0	0	28,750	05/15/2012	1	
742651	CW	0	05/15/2012	PRIVATE EXPORT FUNDING	5.685	500,000	500,000	523,280	501,506	0	(1,506)	0	(1,506)	0	500,000	0	0	0	14,213	05/15/2012	1FE	
912828	GW	4	06/30/2012	U S TREASURY NOTES	4.875	4,000,000	4,000,000	4,318,607	4,073,912	0	(73,912)	0	(73,912)	0	4,000,000	0	0	0	97,500	06/30/2012	1	
912828	KK	5	04/15/2012	U S TREASURY NOTES	1.375	30,000,000	30,000,000	30,328,226	30,090,713	0	(90,713)	0	(90,713)	0	30,000,000	0	0	0	206,250	04/15/2012	1	
36202F	4Q	6	06/20/2012	GNMA II PASS #00005331	3.500	70,957	70,957	74,227	74,227	0	(3,271)	0	(3,271)	0	70,957	0	0	0	437	03/20/2042	1	
36202B	YR	0	06/20/2012	GNMA II PASS #1620	7.000	8	8	8	8	0	(0)	0	(0)	0	8	0	0	0	0	03/20/2024	1	
36202C	RW	5	06/20/2012	GNMA II PASS #2301	7.000	12	12	12	12	0	(0)	0	(0)	0	12	0	0	0	0	10/20/2026	1	
36202C	4Q	3	06/20/2012	GNMA II PASS #2631	7.000	33	33	33	34	0	(1)	0	(1)	0	33	0	0	0	1	08/20/2028	1	
36202C	5E	9	06/20/2012	GNMA II PASS #2645	7.000	173	173	175	176	0	(3)	0	(3)	0	173	0	0	0	5	09/20/2028	1	
36202D	CD	1	06/20/2012	GNMA II PASS #2768	7.000	77	77	77	78	0	(1)	0	(1)	0	77	0	0	0	2	06/20/2029	1	
36202D	EK	3	06/20/2012	GNMA II PASS #2838	7.000	81	81	82	83	0	(1)	0	(1)	0	81	0	0	0	2	11/20/2029	1	
36202D	G6	2	06/20/2012	GNMA II PASS #2921	7.500	210	210	203	198	0	12	0	12	0	210	0	0	0	6	05/20/2030	1	
36202D	HK	0	06/20/2012	GNMA II PASS #2934	7.500	8,335	8,335	8,063	7,869	0	465	0	465	0	8,335	0	0	0	300	06/20/2030	1	
36202D	H9	5	06/20/2012	GNMA II PASS #2956	7.000	25	25	25	26	0	(0)	0	(0)	0	25	0	0	0	1	08/20/2030	1	
36202D	KX	8	06/20/2012	GNMA II PASS #3010	7.000	7,947	7,947	8,002	8,075	0	(128)	0	(128)	0	7,947	0	0	0	232	12/20/2030	1	
36202D	RU	7	06/20/2012	GNMA II PASS #3199	5.500	5,782	5,782	5,771	5,771	0	11	0	11	0	5,782	0	0	0	133	02/20/2032	1	
36202D	SA	0	06/20/2012	GNMA II PASS #3213	5.500	27,564	27,564	27,513	27,514	0	51	0	51	0	27,564	0	0	0	575	03/20/2032	1	
36202D	T5	0	06/20/2012	GNMA II PASS #3272	5.500	3,241	3,241	3,235	3,235	0	6	0	6	0	3,241	0	0	0	74	08/20/2032	1	
36202D	UH	2	06/20/2012	GNMA II PASS #3284	5.500	41,145	41,145	41,068	41,064	0	81	0	81	0	41,145	0	0	0	941	09/20/2032	1	
36202D	UU	3	06/20/2012	GNMA II PASS #3295	5.500	37,516	37,516	37,446	37,442	0	74	0	74	0	37,516	0	0	0	848	10/20/2032	1	
36202E	F2	0	06/20/2012	GNMA II PASS #3785	5.000	1,376,533	1,376,533	1,348,142	1,356,650	0	19,882	0	19,882	0	1,376,533	0	0	0	28,155	11/20/2035	1	
36202E	UR	8	06/20/2012	GNMA II PASS #4192	4.500	131,933	131,933	119,358	121,960	0	9,972	0	9,972	0	131,933	0	0	0	2,344	07/20/2038	1	
36202A	YY	7	06/20/2012	GNMA II PASS #727	7.000	78	78	79	79	0	(0)	0	(0)	0	78	0	0	0	2	02/20/2017	1	
36200K	T4	9	06/15/2012	GNMA PASS TH #603671	5.000	96,795	96,795	95,888	96,109	0	686	0	686	0	96,795	0	0	0	2,052	05/15/2033	1	
36200M	UD	3	06/15/2012	GNMA PASS TH #604580	5.000	91,864	91,864	91,003	91,169	0	695	0	695	0	91,864	0	0	0	1,942	08/15/2033	1	
36200M	VP	5	06/15/2012	GNMA PASS TH #604622	5.000	46,895	46,895	46,456	46,511	0	384	0	384	0	46,895	0	0	0	961	09/15/2033	1	
36223E	NT	7	06/15/2012	GNMA PASS TH #305602	8.500	20,250	20,250	21,006	20,921	0	(671)	0	(671)	0	20,250	0	0	0	604	06/15/2021	1	
36208H	NC	6	06/15/2012	GNMA PASS TH #451387	7.500	13,011	13,011	12,994	13,012	0	(1)	0	(1)	0	13,011	0	0	0	334	08/15/2027	1	
36211Q	7F	2	06/15/2012	GNMA PASS TH #520294	5.000	83,355	83,355	83,341	83,275	0	81	0	81	0	83,355	0	0	0	1,919	12/15/2034	1	
36213Y	P3	0	06/15/2012	GNMA PASS TH #568442	6.000	143,666	143,666	139,794	140,246	0	3,420	0	3,420	0	143,666	0	0	0	3,077	01/15/2032	1	
36291T	PK	8	06/15/2012	GNMA PASS TH #637726	5.000	30,006	30,006	30,001	29,987	0	18	0	18	0	30,006	0	0	0	608	11/15/2034	1	
36241K	BV	9	06/15/2012	GNMA PASS TH #781852	7.000	147,104	147,104	156,511	154,179	0	(7,075)	0	(7,075)	0	147,104	0	0	0	4,459	08/15/2024	1	
36241K	BW	7	06/15/2012	GNMA PASS TH #781853	7.000	204,792	204,792	217,760	217,829	0	(13,036)	0	(13,036)	0	204,792	0	0	0	5,974	09/15/2028	1	
36241K	BX	5	06/15/2012	GNMA PASS TH #781854	7.000	363,704	363,704	386,589	387,721	0	(24,017)	0	(24,017)	0	363,704	0	0	0	9,648	08/15/2032	1	
0599999	Total - Bonds - U.S. Government						38,453,093	38,453,093	39,178,103	38,635,039	0	(181,946)	0	(181,946)	0	38,453,093	0	0	0	412,348	XXX	XXX

**SCHEDULE D - PART 4**

Show All Long-Term Bonds and Stock Sold, Redeemed or Otherwise Disposed of During the Current Quarter

1 CUSIP Identification	2 Description	3 F o r e i g n	4 Disposal Date	5 Name of Purchaser	6 Number of Shares of Stock	7 Consideration	8 Par Value	9 Actual Cost	10 Prior Year Book/ Adjusted Carrying Value	Change in Book/Adjusted Carrying Value					16 Book/ Adjusted Carrying Value At Disposal Date	17 Foreign Exchange Gain (Loss) on Disposal	18 Realized Gain (Loss) on Disposal	19 Total Gain (Loss) on Disposal	20 Bond Interest/ Stocks Dividends Received During Year	21 Stated Contractual Maturity Date	22 NAIC Design- nation or Market Indicator (a)
										11 Unrealized Valuation Increase/ (Decrease)	12 Current Year's (Amortization)/ Accretion	13 Current Year's Other Than Temporary Impairment Recognized	14 Total Change in B./A.C.V. (11+12-13)	15 Total Foreign Exchange Change in B./A.C.V.							
<b>Bonds - U.S. States, Territories and Possessions</b>																					
341535 L6 7	FLORIDA STATE BD OF ED 5.000		06/01/2012	MATURED		3,980,000	3,980,000	4,233,685	4,000,497	0	(20,497)	0	(20,497)	0	3,980,000	0	0	0	99,500	06/01/2012	1FE
452150 GK 5	ILLINOIS GENERAL OBLIG 5.125		06/07/2012	REDEEMED		2,000,000	2,000,000	1,913,740	1,979,900	0	3,200	0	3,200	0	1,983,100	0	16,900	16,900	95,667	07/01/2014	1FE
74514L BF 3	PUERTO RICO COMMONWEAL 5.000		05/03/2012	REDEEMED		140,000	140,000	141,028	140,000	0	0	0	0	0	140,000	0	0	0	5,872	07/01/2023	1FE
1799999	Total - Bonds - U.S. States, Territories & Possessions					6,120,000	6,120,000	6,288,453	6,120,397	0	(17,297)	0	(17,297)	0	6,103,100	0	16,900	16,900	201,039	XXX	XXX
<b>Bonds - U.S. Political Subdivisions of States, Territories and Possessions</b>																					
489836 JS 6	KENOSHA USD #1 GO REF 5.000		04/01/2012	MATURED		485,000	485,000	521,947	486,581	0	(1,581)	0	(1,581)	0	485,000	0	0	0	12,125	04/01/2012	1FE
2499999	Total - Bonds - U.S. Political Subdivisions of States, Territories & Possessions					485,000	485,000	521,947	486,581	0	(1,581)	0	(1,581)	0	485,000	0	0	0	12,125	XXX	XXX
<b>Bonds - U.S. Special Revenue and Special Assessment</b>																					
235036 AF 7	DALLAS FORT WORTH INL 6.000		04/03/2012	REDEEMED		3,155,000	3,155,000	3,109,663	3,127,015	0	631	0	631	0	3,127,646	0	27,354	27,354	79,927	11/01/2021	1FE
79061A BE 6	ST JOSEPH CO (UNIV NOT) .230		05/16/2012	TENDERED		15,000,000	15,000,000	15,000,000	15,000,000	0	0	0	0	0	15,000,000	0	0	0	13,336	03/01/2042	1FE
888808 AT 9	TOBACCO SETTLEMENT FIN 6.125		06/01/2012	REDEEMED		16,510,000	16,510,000	18,406,834	16,674,440	0	(164,440)	0	(164,440)	0	16,510,000	0	0	0	505,619	06/01/2042	1FE
31294M GB 1	FHLMC GOLD PASSTHRU 3.500		06/15/2012	PAID ON PRINCIPAL		985,691	985,691	988,147	987,965	0	(2,274)	0	(2,274)	0	985,691	0	0	0	14,075	05/25/2026	1
3128M4 WX 7	FHLMC GOLD PASSTHRU 5.500		06/15/2012	PAID ON PRINCIPAL		23,275	23,275	23,043	23,060	0	216	0	216	0	23,275	0	0	0	547	06/15/2037	1
31402Q 5P 2	FN (10/1 ARM #735354) 5.246		06/25/2012	PAID ON PRINCIPAL		310,333	310,333	311,836	311,550	0	(1,217)	0	(1,217)	0	310,333	0	0	0	8,152	03/01/2035	1
31402Q 5P 2	FN (10/1 ARM #735354) 5.256		04/25/2012	PAID ON PRINCIPAL		3,565	3,565	3,583	3,579	0	(14)	0	(14)	0	3,565	0	0	0	62	03/01/2035	1
31402Q 5P 2	FN (10/1 ARM #735354) 5.257		05/25/2012	PAID ON PRINCIPAL		3,582	3,582	3,599	3,596	0	(14)	0	(14)	0	3,582	0	0	0	78	03/01/2035	1
31406T UG 4	FN (10/1 ARM #819683) 5.184		06/25/2012	PAID ON PRINCIPAL		243,750	243,750	242,303	243,503	0	247	0	247	0	243,750	0	0	0	5,366	03/01/2035	1
31406T UG 4	FN (10/1 ARM #819683) 5.282		04/25/2012	PAID ON PRINCIPAL		1,665	1,665	1,656	1,664	0	2	0	2	0	1,665	0	0	0	29	03/01/2035	1
31406U DS 4	FN (10/1 ARM #820113) 4.476		06/25/2012	PAID ON PRINCIPAL		134,369	134,369	132,584	133,242	0	1,127	0	1,127	0	134,369	0	0	0	3,019	11/01/2034	1
31406U DS 4	FN (10/1 ARM #820113) 4.483		05/25/2012	PAID ON PRINCIPAL		160,325	160,325	158,196	158,980	0	1,345	0	1,345	0	160,325	0	0	0	3,004	11/01/2034	1
31406U DS 4	FN (10/1 ARM #820113) 4.492		04/25/2012	PAID ON PRINCIPAL		147,165	147,165	145,210	145,930	0	1,235	0	1,235	0	147,165	0	0	0	2,207	11/01/2034	1
31392C MS 0	FNW 2002-W1 2A CMO 7.058		06/25/2012	PAID ON PRINCIPAL		23,186	23,186	24,367	24,806	0	(1,620)	0	(1,620)	0	23,186	0	0	0	762	02/25/2042	1
31392C MS 0	FNW 2002-W1 2A CMO 7.068		04/25/2012	PAID ON PRINCIPAL		8,484	8,484	8,916	9,077	0	(593)	0	(593)	0	8,484	0	0	0	200	02/25/2042	1
3199999	Total - Bonds - U.S. Special Revenue & Assessment					36,710,390	36,710,390	38,559,936	36,848,406	0	(165,369)	0	(165,369)	0	36,683,037	0	27,354	27,354	636,385	XXX	XXX
<b>Bonds - Industrial and Miscellaneous</b>																					
002824 AU 4	ABBOTT LABS 5.125		06/18/2012	RBC CAPITAL MARKETS		1,193,770	1,000,000	995,670	996,629	0	180	0	180	0	996,809	0	196,961	196,961	37,014	04/01/2019	1FE
00441A AA 2	ACE HARDWARE (144A) 9.125		06/01/2012	REDEEMED		1,568,445	1,500,000	1,588,750	1,555,953	0	(8,817)	0	(8,817)	0	1,547,136	0	21,309	21,309	68,438	06/01/2016	3FE
01958X BS 5	ALLIED WASTE NA 6.875		06/01/2012	REDEEMED		2,585,950	2,500,000	2,500,000	2,500,000	0	0	0	0	0	2,500,000	0	85,950	85,950	85,938	06/01/2017	2FE
037411 AQ 8	APACHE CORP 6.250		04/15/2012	MATURED		4,000,000	4,000,000	4,480,600	4,021,435	0	(21,435)	0	(21,435)	0	4,000,000	0	0	0	125,000	04/15/2012	1FE
06050B AG 6	BANK OF AMERICA CORP 2.100		04/30/2012	MATURED		1,000,000	1,000,000	999,700	999,946	0	54	0	54	0	1,000,000	0	0	0	10,500	04/30/2012	1FE
06050B AJ 0	BANK OF AMERICA CORP 2.375		06/22/2012	MATURED		1,000,000	1,000,000	998,890	999,829	0	171	0	171	0	1,000,000	0	0	0	11,875	06/22/2012	1FE
081437 AE 5	BEMIS CO 4.875		04/01/2012	MATURED		2,000,000	2,000,000	1,992,540	1,999,392	0	608	0	608	0	2,000,000	0	0	0	48,750	04/01/2012	2FE
115637 AH 3	BROWN-FORMAN 5.200		04/01/2012	MATURED		2,000,000	2,000,000	1,999,140	1,999,616	0	384	0	384	0	2,000,000	0	0	0	52,000	04/01/2012	1FE
171855 AA 7	CINCAP (144A) 9.230		06/05/2012	PAID ON PRINCIPAL		74,680	74,680	74,680	74,680	0	0	0	0	0	74,680	0	0	0	2,951	11/05/2016	2FE
17252M AF 7	CINTAS CORP NO 2 6.000		06/01/2012	MATURED		505,000	505,000	499,319	504,207	0	793	0	793	0	505,000	0	0	0	15,150	06/01/2012	2FE

QE05.1

### SCHEDULE D - PART 4

Show All Long-Term Bonds and Stock Sold, Redeemed or Otherwise Disposed of During the Current Quarter

1	2	3	4	5	6	7	8	9	10	Change in Book/Adjusted Carrying Value					16	17	18	19	20	21	22
										11	12	13	14	15							
CUSIP Identification	Description	For e i g n	Disposal Date	Name of Purchaser	Number of Shares of Stock	Consideration	Par Value	Actual Cost	Prior Year Book/ Adjusted Carrying Value	Unrealized Valuation Increase/ (Decrease)	Current Year's (Amortization)/ Accretion	Current Year's Other Than Impairment Recognized	Total Change in B./A.C.V. (11+12-13)	Total Foreign Exchange Change in B./A.C.V.	Book/ Adjusted Carrying Value At Disposal Date	Foreign Exchange Gain (Loss) on Disposal	Realized Gain (Loss) on Disposal	Total Gain (Loss) on Disposal	Bond Interest/ Stocks Received During Year	Stated Contractual Maturity Date	NAIC Design- nation or Market Indicator (a)
361477 AA 0	GATX PASS-THRU CERT 20 9.000		05/15/2012	PAID ON PRINCIPAL		20,504	20,504	20,504	20,504	0	0	0	0	0	20,504	0	0	0	923	11/15/2013	2FE
36962G YY 4	GENERAL ELECTRIC CAPIT 6.000		06/15/2012	MATURED		1,000,000	1,000,000	1,042,140	1,005,158	0	(5,158)	0	(5,158)	0	1,000,000	0	0	0	30,000	06/15/2012	1FE
36962G 2L 7	GENERAL ELECTRIC CAPIT 5.000		04/10/2012	MATURED		1,000,000	1,000,000	994,680	999,513	0	487	0	487	0	1,000,000	0	0	0	25,000	04/10/2012	1FE
38146F AA 9	GOLDMAN SACHS GROUP 3.250		06/15/2012	MATURED		5,000,000	5,000,000	4,980,600	4,997,266	0	2,734	0	2,734	0	5,000,000	0	0	0	81,250	06/15/2012	1FE
49228R AC 7	KERN RIVER FUNDING (14 6.676		06/05/2012	PAID ON PRINCIPAL		64,052	64,052	66,912	66,912	0	(2,859)	0	(2,859)	0	64,052	0	0	0	1,336	07/31/2016	1FE
50075N AH 7	KRAFT FOODS INC 6.250		06/01/2012	MATURED		366,000	366,000	401,440	368,303	0	(2,303)	0	(2,303)	0	366,000	0	0	0	11,438	06/01/2012	2FE
501044 CC 3	KROGER CO 6.750		04/15/2012	MATURED		1,000,000	1,000,000	1,100,940	1,004,682	0	(4,682)	0	(4,682)	0	1,000,000	0	0	0	33,750	04/15/2012	2FE
501044 CD 1	KROGER CO 6.200		06/15/2012	MATURED		2,000,000	2,000,000	2,001,640	2,000,009	0	(9)	0	(9)	0	2,000,000	0	0	0	62,000	06/15/2012	2FE
52517P D5 7	LEHMAN BROTHERS HOLDIN 5.000		04/17/2012	PAID ON PRINCIPAL		60,477	60,477	5,745	0	5,745	54,731	0	60,477	0	60,477	0	0	0	0	01/14/2011	6*
52517P F6 3	LEHMAN BROTHERS HOLDIN 5.500		04/17/2012	PAID ON PRINCIPAL		122,887	122,887	15,361	15,361	0	107,526	0	107,526	0	122,887	0	0	0	0	04/04/2016	6
52517P SC 6	LEHMAN BROTHERS HOLDIN 6.625		04/17/2012	PAID ON PRINCIPAL		121,195	121,195	15,149	15,149	0	106,046	0	106,046	0	121,195	0	0	0	0	01/18/2012	6
55261F AA 2	M&T BANK CORP 5.375		05/24/2012	MATURED		2,000,000	2,000,000	1,999,300	1,999,706	0	294	0	294	0	2,000,000	0	0	0	53,750	05/24/2012	1FE
58405U AC 6	MEDCO HEALTH SOLUTIONS 7.250		05/07/2012	REDEEMED		1,082,350	1,000,000	1,049,320	1,017,131	0	(3,611)	0	(3,611)	0	1,013,520	0	68,830	68,830	52,764	08/15/2013	2FE
589497 AA 4	MEREY SWEENEY LP (144A) 8.850		06/18/2012	PAID ON PRINCIPAL		50,036	50,036	50,036	50,036	0	0	0	0	0	50,036	0	0	0	2,214	12/18/2019	2FE
595620 AC 9	MIDAMERICAN ENERGY CO 5.125		06/11/2012	REDEEMED		2,055,817	2,000,000	2,077,280	2,011,581	0	(4,953)	0	(4,953)	0	2,006,628	0	49,189	49,189	92,819	01/15/2013	1FE
68268N AA 1	ONEOK PARTNERS 5.900		04/01/2012	MATURED		1,000,000	1,000,000	999,800	999,776	0	224	0	224	0	1,000,000	0	0	0	29,500	04/01/2012	2FE
69351C AC 7	PNC FUNDING CORP 2.300		06/22/2012	MATURED		1,000,000	1,000,000	998,830	999,829	0	171	0	171	0	1,000,000	0	0	0	11,500	06/22/2012	1FE
77340R AC 1	ROCKIES EXPRESS PIPELI 6.850		05/24/2012	DEUTSCHE BANC		975,000	1,000,000	930,000	998,971	0	(69)	68,902	(68,971)	0	930,000	0	45,000	45,000	59,938	07/15/2018	3FE
880349 AK 1	TENNECO INC 8.125		04/06/2012	REDEEMED		520,315	500,000	497,500	498,520	0	90	0	90	0	498,611	0	21,704	21,704	15,911	11/15/2015	3FE
98385X AA 4	XTO ENERGY INC 7.500		04/15/2012	MATURED		1,000,000	1,000,000	1,110,650	1,005,841	0	(5,841)	0	(5,841)	0	1,000,000	0	0	0	37,500	04/15/2012	1FE
87182R AC 1	SYSCO INTL CO 6.100	A	06/01/2012	MATURED		2,000,000	2,000,000	2,219,740	2,013,729	0	(13,729)	0	(13,729)	0	2,000,000	0	0	0	61,000	06/01/2012	1FE
23636U AA 5	DANSKE BANK (144A) 2.500	F	05/10/2012	MATURED		1,000,000	1,000,000	998,530	999,780	0	220	0	220	0	1,000,000	0	0	0	12,500	05/10/2012	1FE
780153 AR 3	ROYAL CARIBBEAN CRUISE 7.250	F	05/31/2012	WELLS FARGO SECURITIE		2,129,056	2,000,000	1,993,800	1,996,598	0	309	0	309	0	1,996,907	(25,944)	158,093	132,149	68,472	06/15/2016	3FE
92852E AK 1	VIVENDI (144A) 5.750	F	04/12/2012	TENDERED		1,048,820	1,000,000	993,970	998,210	0	453	0	453	0	998,663	0	50,157	50,157	30,188	04/04/2013	2FE
05530N AV 9	BCAP 2007-AA2 2A7 CMO 6.000		06/29/2012	VARIOUS		136,716	174,436	119,324	116,478	0	45,233	0	45,233	0	161,711	0	(24,995)	(24,995)	4,390	04/25/2037	1FM
07386Y AE 4	BSARM 2007-5 3A1 CMO 5.407		06/25/2012	PAID ON PRINCIPAL		528,242	528,242	415,130	409,886	0	118,356	0	118,356	0	528,242	0	0	0	13,099	08/25/2047	1FM
07386Y AE 4	BSARM 2007-5 3A1 CMO 5.419		04/25/2012	PAID ON PRINCIPAL		242,567	242,567	190,626	188,218	0	54,349	0	54,349	0	242,567	0	0	0	4,413	08/25/2047	1FM
12667G 7B 3	CWALT 2005-46CB A8 CMO 5.500		06/25/2012	PAID ON PRINCIPAL		290,540	290,540	207,037	143,274	0	147,266	0	147,266	0	290,540	0	0	0	6,655	10/25/2035	1FM
12544W AG 2	CWHL 2007-HY3 4A1 CMO 5.639		06/25/2012	PAID ON PRINCIPAL		214,133	214,133	182,328	170,996	5,727	37,410	0	43,137	0	214,133	0	0	0	5,704	06/25/2047	3FM
12544W AG 2	CWHL 2007-HY3 4A1 CMO 5.643		04/25/2012	PAID ON PRINCIPAL		162,206	162,206	138,113	129,530	4,338	28,338	0	32,676	0	162,206	0	0	0	3,075	06/25/2047	3FM
23321P JF 6	DLJMA 1994-3 M CMO 6.500		06/25/2012	PAID ON PRINCIPAL		2,320	2,320	2,229	2,230	0	91	0	91	0	2,320	0	0	0	62	04/25/2024	1FM
32051D YQ 9	FHASI 2003-5 2A1 CMO 5.000		06/25/2012	PAID ON PRINCIPAL		102,758	102,758	102,260	102,330	0	428	0	428	0	102,758	0	0	0	2,152	07/25/2018	1FM
32051G B7 9	FHASI 2005-7 A1 CMO 5.500		06/25/2012	PAID ON PRINCIPAL		543,623	543,623	496,229	496,229	0	47,394	0	47,394	0	543,623	0	0	0	12,452	12/25/2035	1FM
36185N 3C 2	GMACM 2004-J3 A5 CMO 5.250		06/25/2012	PAID ON PRINCIPAL		290,694	290,694	273,253	278,880	0	11,814	0	11,814	0	290,694	0	0	0	6,573	07/25/2034	1FM
36228F AE 6	GSMPS 1998-2 A CMO 7.750		06/19/2012	PAID ON PRINCIPAL		26,098	26,098	25,814	25,851	0	247	0	247	0	26,098	0	0	0	887	05/19/2027	1FM
36228F AT 3	GSMPS 1998-5 A CMO 7.500		06/19/2012	PAID ON PRINCIPAL		23,447	23,447	23,312	23,315	0	132	0	132	0	23,447	0	0	0	761	06/19/2027	1FM

QE05.2

### SCHEDULE D - PART 4

Show All Long-Term Bonds and Stock Sold, Redeemed or Otherwise Disposed of During the Current Quarter

1 CUSIP Identification	2 Description	3 F o r e i g n	4 Disposal Date	5 Name of Purchaser	6 Number of Shares of Stock	7 Consideration	8 Par Value	9 Actual Cost	10 Prior Year Book/ Adjusted Carrying Value	Change in Book/Adjusted Carrying Value					16 Book/ Adjusted Carrying Value At Disposal Date	17 Foreign Exchange Gain (Loss) on Disposal	18 Realized Gain (Loss) on Disposal	19 Total Gain (Loss) on Disposal	20 Bond Interest/ Stock Dividends Received During Year	21 Stated Contractual Maturity Date	22 NAIC Desig- nation or Market Indicator (a)
										11 Unrealized Valuation Increase/ (Decrease)	12 Current Year's (Amortization)/ Accretion	13 Current Year's Other Than Temporary Impairment Recognized	14 Total Change in B./A.C.V. (11+12-13)	15 Total Foreign Exchange Change in B./A.C.V.							
36242D XN 8	GSMP5 2005-RP1 2A1 CMO 3.412		06/25/2012	PAID ON PRINCIPAL		99,387	99,387	95,660	94,933	0	4,454	0	4,454	0	99,387	0	0	0	1,592	01/25/2035	1FM
36242D XN 8	GSMP5 2005-RP1 2A1 CMO 3.412		04/25/2012	PAID ON PRINCIPAL		78,004	78,004	75,078	74,508	0	3,495	0	3,495	0	78,004	0	0	0	918	01/25/2035	1FM
55265K K2 4	MASTR 2003-8 2A1 CMO 4.500		06/25/2012	PAID ON PRINCIPAL		451,316	451,316	448,707	449,317	0	1,999	0	1,999	0	451,316	0	0	0	8,170	09/25/2018	1FM
74958T AJ 2	RFMSI 2007-SA3 3A4 CMO 5.732		04/30/2012	VARIOUS		285,552	380,296	304,982	279,702	0	74,759	0	74,759	0	354,461	0	(68,909)	(68,909)	7,171	07/27/2037	1FM
74958T AJ 2	RFMSI 2007-SA3 3A4 CMO 5.735		06/29/2012	VARIOUS		156,446	180,774	144,973	132,957	0	41,175	0	41,175	0	174,132	0	(17,686)	(17,686)	4,320	07/27/2037	1FM
94983F AA 8	WFMBS 2006-1 A1 CMO 5.000		06/25/2012	PAID ON PRINCIPAL		236,200	236,200	231,624	232,792	0	3,408	0	3,408	0	236,200	0	0	0	4,663	09/25/2020	1FM
20173W AB 4	CMLT 2008-LS1 A2 6.003		06/12/2012	PAID ON PRINCIPAL		1,264,117	1,264,117	1,216,199	1,257,858	0	6,258	0	6,258	0	1,264,117	0	0	0	36,839	12/10/2049	1FM
20846Q HX 9	CNF 2001-4 A4 7.360		06/01/2012	PAID ON PRINCIPAL		208,431	208,431	173,079	176,537	(0)	31,893	0	31,893	0	208,431	0	0	0	6,486	09/01/2033	1AM
20846Q JQ 2	CNF 2002-1 A 6.681		06/01/2012	PAID ON PRINCIPAL		480,037	480,037	425,265	444,875	0	35,162	0	35,162	0	480,037	0	0	0	13,110	12/01/2033	1AM
393505 E3 2	GT 1998-3 A5 6.220		06/01/2012	PAID ON PRINCIPAL		70,762	70,762	58,865	58,794	0	11,968	0	11,968	0	70,762	0	0	0	1,810	03/01/2030	1AM
393505 F4 9	GT 1998-4 A5 6.180		06/01/2012	PAID ON PRINCIPAL		160,016	160,016	129,213	126,844	0	33,172	0	33,172	0	160,016	0	0	0	4,001	04/01/2030	1AM
43813U AA 8	HAROT 2012-1 A1 413		04/20/2012	TRAVELERS MMLP POOL		5,719,174	5,719,397	5,719,397	5,719,397	0	0	0	0	0	5,719,397	0	(223)	(223)	4,296	03/15/2013	1FE
43813U AA 8	HAROT 2012-1 A1 413		04/16/2012	PAID ON PRINCIPAL		912,874	912,874	912,874	912,874	0	0	0	0	0	912,874	0	0	0	0	03/15/2013	1FE
68619A AX 5	ORGN 2004-A M1 5.910		06/15/2012	PAID ON PRINCIPAL		138,311	138,311	135,594	136,171	0	2,139	0	2,139	0	138,311	0	0	0	3,435	01/15/2035	1FE
921796 JR 0	VMF 2000-B IA4 8.525		06/07/2012	PAID ON PRINCIPAL		199,150	199,150	199,896	198,964	0	186	0	186	0	199,150	0	0	0	6,991	03/07/2025	1FE
3899999.	Total - Bonds - Industrial & Miscellaneous					55,567,473	55,064,965	55,140,214	54,117,992	15,810	943,137	68,902	890,045	0	55,008,037	(25,944)	585,380	559,437	1,395,393	XXX	XXX
8399997.	Total - Bonds - Part 4					137,335,957	136,833,448	139,688,653	136,208,414	15,810	576,944	68,902	523,852	0	136,732,267	(25,944)	629,634	603,691	2,657,289	XXX	XXX
8399999.	Total - Bonds					137,335,957	136,833,448	139,688,653	136,208,414	15,810	576,944	68,902	523,852	0	136,732,267	(25,944)	629,634	603,691	2,657,289	XXX	XXX
9999999.	Total - Bonds, Preferred and Common Stocks					137,335,957	XXX	139,688,653	136,208,414	15,810	576,944	68,902	523,852	0	136,732,267	(25,944)	629,634	603,691	2,657,289	XXX	XXX

QE05.3

(a) For all common stock bearing the NAIC market indicator "U" provide: the number of such issues:.....0.

**Sch. DB-Pt A-Sn 1  
NONE**

**Sch. DB-Pt B-Sn 1  
NONE**

**Sch. DB-Pt B-Sn 1B-Broker List  
NONE**

**Sch. DB-Pt D  
NONE**

**SCHEDULE DL - PART 1  
SECURITIES LENDING COLLATERAL ASSETS**

Reinvested Collateral Assets Owned Current Statement Date

1	2	3	4	5	6	7
CUSIP Identification	Description	Code	NAIC Designation /Market Indicator	Fair Value	Book/Adjusted Carrying Value	Maturity Dates
<b>U.S. Government - Issuer Obligations</b>						
	REPO - DEUTSCHE A TREASURY .....		1.....	3,872,180	3,872,180	07/02/2012...
	REPO - HSBC A TREASURY.....		1.....	407,596	407,596	07/02/2012...
	REPO - MERRILL A TREASURY .....		1.....	3,872,180	3,872,180	07/02/2012...
0199999.	U.S. Government - Issuer Obligations.....			8,151,956	8,151,956	...XXX.....
0599999.	Total - U.S. Government.....			8,151,956	8,151,956	...XXX.....
6199999.	Total - Issuer Obligations.....			8,151,956	8,151,956	...XXX.....
6599999.	Subtotal - Bonds.....			8,151,956	8,151,956	...XXX.....
9999999.	Totals.....			8,151,956	8,151,956	...XXX.....

General Interrogatories:

- The activity for the year to date: Fair Value \$.....759,325 Book/Adjusted Carrying Value \$.....759,325
- Average balance for the year to date: Fair Value \$.....6,989,449 Book/Adjusted Carrying Value \$.....6,989,449
- Reinvested securities lending collateral assets book/adjusted carrying value included in this schedule by NAIC designation:  
 NAIC 1: \$.....8,151,956 NAIC 2: \$.....0 NAIC 3: \$.....0 NAIC 4: \$.....0 NAIC 5: \$.....0 NAIC 6: \$.....0

**SCHEDULE DL - PART 2  
SECURITIES LENDING COLLATERAL ASSETS**

Reinvested Collateral Assets Owned Current Statement Date

1	2	3	4	5	6	7
CUSIP Identification	Description	Code	NAIC Designation /Market Indicator	Fair Value	Book/Adjusted Carrying Value	Maturity Dates

General Interrogatory:

1. The activity for the year to date: Fair Value \$.....0 Book/Adjusted Carrying Value \$.....0
2. Average balance for the year to date: Fair Value \$.....0 Book/Adjusted Carrying Value \$.....0
3. Grand Total Schedule DL Part 1 and Part 2: Fair Value \$.....8,151,956 Book/Adjusted Carrying Value \$.....8,151,956



**SCHEDULE E - PART 1 - CASH**

Month End Depository Balances

1 Depository	2 Code	3 Rate of Interest	4 Amount of Interest Received During Current Quarter	5 Amount of Interest Accrued at Current Statement Date	Book Balance at End of Each Month During Current Quarter			9 *
					6 First Month	7 Second Month	8 Third Month	

**Open Depositories**

Bank of New York Mellon..... New York,NY.....	.....	.....0.000	.....0	.....0	.....5,339	.....0	.....0	XXX..
Citibank, N.A..... New Castle,DE.....	.....	.....0.000	.....0	.....0	.....35,038	.....212,183	.....59,988	XXX..
0199999. Total Open Depositories.....	...XXX.....	...XXX.....	.....0	.....0	.....40,377	.....212,183	.....59,988	XXX..
0399999. Total Cash on Deposit.....	...XXX.....	...XXX.....	.....0	.....0	.....40,377	.....212,183	.....59,988	XXX..
0599999. Total Cash.....	...XXX.....	...XXX.....	.....0	.....0	.....40,377	.....212,183	.....59,988	XXX..

**SCHEDULE E - PART 2 - CASH EQUIVALENTS**

Show Investments Owned End of Current Quarter

1 Description	2 Code	3 Date Acquired	4 Rate of Interest	5 Maturity Date	6 Book/Adjusted Carrying Value	7 Amount of Interest Due & Accrued	8 Amount Received During Year
------------------	-----------	-----------------------	--------------------------	-----------------------	--------------------------------------	--	-------------------------------------

**NONE**

QE12