

QUARTERLY STATEMENT

AS OF MARCH 31, 2013

OF THE CONDITION AND AFFAIRS OF

THE STANDARD FIRE INSURANCE COMPANY

NAIC Group Code **3548** **3548** NAIC Company Code **19070** Employer's ID Number **06-6033509**
(Current Period) (Prior Period)

Organized under the Laws of Connecticut, State of Domicile or Port of Entry Connecticut,
Country of Domicile US

INCORPORATED/ORGANIZED, JULY 6, 1905 COMMENCED BUSINESS, MARCH 26, 1910

Statutory Home Office: **One Tower Square, Hartford, CT, US 06183**
Main Administrative Office: **One Tower Square, Hartford, CT, US 06183 (860) 277-0111**
Mail Address: **One Tower Square, Hartford, CT, US 06183**
Primary Location of Books and Records: **One Tower Square, Hartford, CT, US 06183 (860) 277-0111**
Internet Website Address: **www.travelers.com**
Statutory Statement Contact: **Michael J. Doody (860) 277-3966**
Annual.Statement.Contact@travelers.com (860) 277-7002
(E-Mail Address) (Fax Number)

OFFICERS


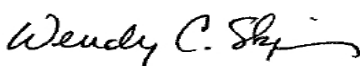
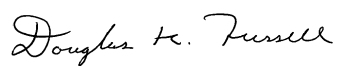
Name	Title	Name	Title
1. BRIAN WILLIAM MacLEAN.....	Chairman, President & Chief Executive Officer	WILLIAM PATRICK HANNON.....	Executive Vice President, Enterprise Risk Management & Business Conduct Officer
2. JAY STEVEN BENET.....	Vice Chairman & Chief Financial Officer	MADELYN JOSEPH LANKTON.....	Executive Vice President & Chief Information Officer
3. CHARLES JOSEPH CLARKE.....	Vice Chairman	MARIA OLIVO.....	Executive Vice President, Strategic Development & Treasurer
4. WILLIAM HERBERT HEYMAN	Vice Chairman & Chief Investment Officer	KENNETH FRANKLIN SPENCE, III.....	Executive Vice President & General Counsel
5. ALAN DAVID SCHNITZER.....	Vice Chairman & Chief Legal Officer	GREGORY CHESHIRE TOCZYDLOWSKI	Executive Vice President, Personal Insurance
6. DOREEN SPADORCIA.....	Vice Chairman	DOUGLAS KEITH BELL.....	Senior Vice President, Accounting Policy
7. ANDY FRANCIS BESSETTE.....	Executive Vice President & Chief Administrative Officer	DOUGLAS KENNETH RUSSELL.....	Senior Vice President & Corporate Controller
8. ROBERT CARL BRODY.....	Executive Vice President, Claim Services	SCOTT WILLIAM RYNDA	Senior Vice President, Corporate Tax
9. JOHN PATRICK CLIFFORD, JR.....	Executive Vice President, Human Resources	WENDY CONSTANCE SKJERVEN.....	Associate Group General Counsel, Corporate & Corporate Secretary
10. WILLIAM EUGENE CUNNINGHAM, JR.	Executive Vice President, Business Insurance	SMITESH DAVÉ.....	Vice President & Chief Corporate Actuary

DIRECTORS

JAY STEVEN BENET BRIAN WILLIAM MacLEAN KENNETH FRANKLIN SPENCE, III
WILLIAM HERBERT HEYMAN DOREEN SPADORCIA GREGORY CHESHIRE TOCZYDLOWSKI


STATE OF CONNECTICUT }
COUNTY OF HARTFORD } ss:

The officers of this reporting entity being duly sworn, each depose and say that they are the described officers of said reporting entity, and that on the reporting period stated above, all of the herein described assets were the absolute property of the said reporting entity, free and clear from any liens or claims thereon, except as herein stated, and that this statement, together with related exhibits, schedules and explanations therein contained, annexed or referred to, is a full and true statement of all the assets and liabilities and of the condition and affairs of the said reporting entity as of the reporting period stated above, and of its income and deductions therefrom for the period ended, and have been completed in accordance with the NAIC Annual Statement Instructions and Accounting Practices and Procedures manual except to the extent that: (1) state law may differ; or, (2) that state rules or regulations require differences in reporting not related to accounting practices and procedures, according to the best of their information, knowledge and belief, respectively. Furthermore, the scope of this attestation by the described officers also includes the related corresponding electronic filing with the NAIC, when required, that is an exact copy (except for formatting differences due to electronic filing) of the enclosed statement. The electronic filing may be requested by various regulators in lieu of or in addition to the enclosed statement.

		
_____ Brian W. MacLean	_____ Wendy C. Skjervén	_____ Douglas K. Russell
_____ President	_____ Secretary	_____ Controller

Subscribed and sworn to before me this

23rd day of April, 2013



Notary Public
My Commission Expires September 30, 2017



a. Is this an original filing? Yes No
b. If no: 1. State the amendment number _____
2. Date filed _____
3. Number of pages attached _____

THE STANDARD FIRE INSURANCE COMPANY

ASSETS

	Current Statement Date			4 December 31 Prior Year Net Admitted Assets
	1 Assets	2 Nonadmitted Assets	3 Net Admitted Assets (Cols. 1 - 2)	
1. Bonds.....	2,230,995,910	0	2,230,995,910	2,275,400,491
2. Stocks:				
2.1 Preferred stocks.....	667,887	0	667,887	579,975
2.2 Common stocks.....	503,992,512	0	503,992,512	485,979,982
3. Mortgage loans on real estate:				
3.1 First liens.....	0	0	0	0
3.2 Other than first liens.....	0	0	0	0
4. Real estate:				
4.1 Properties occupied by the company (less \$.....0 encumbrances).....	3,895,004	0	3,895,004	3,966,008
4.2 Properties held for the production of income (less \$.....0 encumbrances).....	0	0	0	0
4.3 Properties held for sale (less \$.....0 encumbrances).....	0	0	0	0
5. Cash (\$.....100,000), cash equivalents (\$.....0) and short-term investments (\$.....27,765,415).....	27,865,415	0	27,865,415	8,372,698
6. Contract loans (including \$.....0 premium notes).....	0	0	0	0
7. Derivatives.....	0	0	0	0
8. Other invested assets.....	230,166,503	15,243,175	214,923,328	194,532,135
9. Receivables for securities.....	0	0	0	0
10. Securities lending reinvested collateral assets.....	6,428,187	0	6,428,187	5,011,480
11. Aggregate write-ins for invested assets.....	0	0	0	0
12. Subtotals, cash and invested assets (Lines 1 to 11).....	3,004,011,418	15,243,175	2,988,768,243	2,973,842,768
13. Title plants less \$.....0 charged off (for Title insurers only).....	0	0	0	0
14. Investment income due and accrued.....	25,678,063	0	25,678,063	27,869,602
15. Premiums and considerations:				
15.1 Uncollected premiums and agents' balances in the course of collection.....	56,370,735	7,534,598	48,836,136	50,406,074
15.2 Deferred premiums, agents' balances and installments booked but deferred and not yet due (including \$.....5,455,464 earned but unbilled premiums).....	204,720,547	1,684,933	203,035,614	193,030,546
15.3 Accrued retrospective premiums.....	4,763,509	84,573	4,678,936	5,528,460
16. Reinsurance:				
16.1 Amounts recoverable from reinsurers.....	80,344,578	0	80,344,578	73,486,700
16.2 Funds held by or deposited with reinsured companies.....	0	0	0	0
16.3 Other amounts receivable under reinsurance contracts.....	0	0	0	0
17. Amounts receivable relating to uninsured plans.....	0	0	0	0
18.1 Current federal and foreign income tax recoverable and interest thereon.....	0	0	0	0
18.2 Net deferred tax asset.....	97,749,005	37,529,996	60,219,009	60,651,461
19. Guaranty funds receivable or on deposit.....	593,787	0	593,787	572,396
20. Electronic data processing equipment and software.....	22,052,119	0	22,052,119	21,180,259
21. Furniture and equipment, including health care delivery assets (\$.....0).....	219,255	219,255	0	0
22. Net adjustment in assets and liabilities due to foreign exchange rates.....	0	0	0	0
23. Receivables from parent, subsidiaries and affiliates.....	4,654,378	0	4,654,378	20,022,721
24. Health care (\$.....0) and other amounts receivable.....	0	0	0	0
25. Aggregate write-ins for other than invested assets.....	10,894,318	615,708	10,278,611	13,574,139
26. Total assets excluding Separate Accounts, Segregated Accounts and Protected Cell Accounts (Lines 12 through 25).....	3,512,051,714	62,912,238	3,449,139,476	3,440,165,126
27. From Separate Accounts, Segregated Accounts and Protected Cell Accounts.....	0	0	0	0
28. Total (Lines 26 and 27).....	3,512,051,714	62,912,238	3,449,139,476	3,440,165,126

DETAILS OF WRITE-INS

1101.....	0	0	0	0
1102.....	0	0	0	0
1103.....	0	0	0	0
1198. Summary of remaining write-ins for Line 11 from overflow page.....	0	0	0	0
1199. Totals (Lines 1101 thru 1103 plus 1198) (Line 11 above).....	0	0	0	0
2501. Other assets tri-party/tax credit bonds.....	4,100,745	0	4,100,745	4,249,249
2502. State surcharges receivable.....	2,377,060	0	2,377,060	2,285,641
2503. Equities and deposits in pools and associations.....	2,059,762	0	2,059,762	3,920,900
2598. Summary of remaining write-ins for Line 25 from overflow page.....	2,356,752	615,708	1,741,044	3,118,349
2599. Totals (Lines 2501 thru 2503 plus 2598) (Line 25 above).....	10,894,318	615,708	10,278,611	13,574,139

LIABILITIES, SURPLUS AND OTHER FUNDS

	1 Current Statement Date	2 December 31 Prior Year
1. Losses (current accident year \$.....92,337,659).....	1,441,800,894	1,448,840,779
2. Reinsurance payable on paid losses and loss adjustment expenses.....	49,155,031	62,143,589
3. Loss adjustment expenses.....	308,928,407	314,961,683
4. Commissions payable, contingent commissions and other similar charges.....	15,005,717	27,493,030
5. Other expenses (excluding taxes, licenses and fees).....	17,923,181	27,027,026
6. Taxes, licenses and fees (excluding federal and foreign income taxes).....	20,173,878	16,499,288
7.1 Current federal and foreign income taxes (including \$.....(61,517,327) on realized capital gains (losses)).....	17,785,753	7,742,473
7.2 Net deferred tax liability.....	0	0
8. Borrowed money \$.....0 and interest thereon \$.....0.....	0	0
9. Unearned premiums (after deducting unearned premiums for ceded reinsurance of \$.....731,516,725 and including warranty reserves of \$.....0 and accrued accident and health experience rating refunds including \$.....0 for medical loss ratio rebate per the Public Health Service Act.....	425,993,111	420,982,192
10. Advance premium.....	0	0
11. Dividends declared and unpaid:		
11.1 Stockholders.....	0	0
11.2 Policyholders.....	2,601,503	2,514,886
12. Ceded reinsurance premiums payable (net of ceding commissions).....	44,326,891	37,687,253
13. Funds held by company under reinsurance treaties.....	0	0
14. Amounts withheld or retained by company for account of others.....	9,124,397	7,894,064
15. Remittances and items not allocated.....	(3,335,326)	(806,473)
16. Provision for reinsurance (including \$.....0 certified).....	0	0
17. Net adjustments in assets and liabilities due to foreign exchange rates.....	0	0
18. Drafts outstanding.....	0	0
19. Payable to parent, subsidiaries and affiliates.....	0	0
20. Derivatives.....	0	0
21. Payable for securities.....	4,482,500	4,528,094
22. Payable for securities lending.....	6,428,187	5,011,480
23. Liability for amounts held under uninsured plans.....	0	0
24. Capital notes \$.....0 and interest thereon \$.....0.....	0	0
25. Aggregate write-ins for liabilities.....	226,007	(110,576)
26. Total liabilities excluding protected cell liabilities (Lines 1 through 25).....	2,360,620,131	2,382,408,789
27. Protected cell liabilities.....	0	0
28. Total liabilities (Lines 26 and 27).....	2,360,620,131	2,382,408,789
29. Aggregate write-ins for special surplus funds.....	5,337,715	5,428,904
30. Common capital stock.....	5,000,000	5,000,000
31. Preferred capital stock.....	0	0
32. Aggregate write-ins for other than special surplus funds.....	0	0
33. Surplus notes.....	0	0
34. Gross paid in and contributed surplus.....	623,472,070	623,472,070
35. Unassigned funds (surplus).....	454,709,560	423,855,363
36. Less treasury stock, at cost:		
36.10.000 shares common (value included in Line 30 \$.....0).....	0	0
36.20.000 shares preferred (value included in Line 31 \$.....0).....	0	0
37. Surplus as regards policyholders (Lines 29 to 35, less 36).....	1,088,519,345	1,057,756,337
38. Totals (Page 2, Line 28, Col. 3).....	3,449,139,476	3,440,165,126

DETAILS OF WRITE-INS

2501. Other liabilities.....	5,638,386	5,394,935
2502. Retroactive reinsurance reserve assumed.....	109,431	109,576
2503. Retroactive reinsurance reserve ceded.....	(5,521,811)	(5,615,086)
2598. Summary of remaining write-ins for Line 25 from overflow page.....	0	0
2599. Totals (Lines 2501 thru 2503 plus 2598) (Line 25 above).....	226,007	(110,576)
2901. Special surplus from retroactive reinsurance.....	5,337,715	5,428,904
2902.	0	0
2903.	0	0
2998. Summary of remaining write-ins for Line 29 from overflow page.....	0	0
2999. Totals (Lines 2901 thru 2903 plus 2998) (Line 29 above).....	5,337,715	5,428,904
3201.	0	0
3202.	0	0
3203.	0	0
3298. Summary of remaining write-ins for Line 32 from overflow page.....	0	0
3299. Totals (Lines 3201 thru 3203 plus 3298) (Line 32 above).....	0	0

THE STANDARD FIRE INSURANCE COMPANY

STATEMENT OF INCOME

	1 Current Year to Date	2 Prior Year to Date	3 Prior Year Ended December 31
UNDERWRITING INCOME			
1. Premiums earned:			
1.1 Direct..... (written \$.....291,741,978).....	333,986,323	351,873,744	1,395,640,956
1.2 Assumed..... (written \$.....301,991,520).....	295,743,408	299,475,157	1,202,609,170
1.3 Ceded..... (written \$.....355,261,464).....	397,040,029	418,989,230	1,659,459,210
1.4 Net..... (written \$.....238,472,034).....	232,689,702	232,359,670	938,790,917
DEDUCTIONS:			
2. Losses incurred (current accident year \$.....117,371,672):			
2.1 Direct.....	519,512,984	180,932,021	1,521,892,152
2.2 Assumed.....	149,732,942	158,216,352	717,045,074
2.3 Ceded.....	555,979,520	219,456,710	1,702,203,207
2.4 Net.....	113,266,406	119,691,662	536,734,019
3. Loss adjustment expenses incurred.....	24,445,216	25,792,183	104,960,047
4. Other underwriting expenses incurred.....	73,070,580	72,755,878	296,162,836
5. Aggregate write-ins for underwriting deductions.....	0	0	0
6. Total underwriting deductions (Lines 2 through 5).....	210,782,202	218,239,723	937,856,902
7. Net income of protected cells.....	0	0	0
8. Net underwriting gain (loss) (Line 1 minus Line 6 + Line 7).....	21,907,500	14,119,947	934,015
INVESTMENT INCOME			
9. Net investment income earned.....	24,767,885	28,395,749	140,669,272
10. Net realized capital gains (losses) less capital gains tax of \$.....(8,868).....	(2,451,332)	393,563	2,483,260
11. Net investment gain (loss) (Lines 9 + 10).....	22,316,554	28,789,312	143,152,532
OTHER INCOME			
12. Net gain or (loss) from agents' or premium balances charged off (amount recovered \$.....(583,703) amount charged off \$.....32,433).....	(616,137)	(507,247)	(2,317,291)
13. Finance and service charges not included in premiums.....	997,836	1,153,743	4,263,427
14. Aggregate write-ins for miscellaneous income.....	2,690,916	(384,582)	6,824,207
15. Total other income (Lines 12 through 14).....	3,072,615	261,913	8,770,343
16. Net income before dividends to policyholders, after capital gains tax and before all other federal and foreign income taxes (Lines 8 + 11 + 15).....	47,296,669	43,171,172	152,856,889
17. Dividends to policyholders.....	453,369	525,670	1,947,733
18. Net income after dividends to policyholders, after capital gains tax and before all other federal and foreign income taxes (Line 16 minus Line 17).....	46,843,300	42,645,502	150,909,156
19. Federal and foreign income taxes incurred.....	10,281,162	8,744,253	20,210,770
20. Net income (Line 18 minus Line 19) (to Line 22).....	36,562,138	33,901,250	130,698,386
CAPITAL AND SURPLUS ACCOUNT			
21. Surplus as regards policyholders, December 31 prior year.....	1,057,756,337	1,009,866,243	1,009,866,243
22. Net income (from Line 20).....	36,562,138	33,901,250	130,698,386
23. Net transfers (to) from Protected Cell accounts.....	0	0	0
24. Change in net unrealized capital gains or (losses) less capital gains tax of \$.....1,344,015.....	24,070,987	19,881,412	34,777,344
25. Change in net unrealized foreign exchange capital gain (loss).....	0	0	0
26. Change in net deferred income tax.....	(3,187,577)	(1,877,297)	(5,755,059)
27. Change in nonadmitted assets.....	4,578,820	1,548,918	(11,532,382)
28. Change in provision for reinsurance.....	0	0	0
29. Change in surplus notes.....	0	0	0
30. Surplus (contributed to) withdrawn from protected cells.....	0	0	0
31. Cumulative effect of changes in accounting principles.....	0	(1,298,194)	(1,298,194)
32. Capital changes:			
32.1 Paid in.....	0	0	0
32.2 Transferred from surplus (Stock Dividend).....	0	0	0
32.3 Transferred to surplus.....	0	0	0
33. Surplus adjustments:			
33.1 Paid in.....	0	0	0
33.2 Transferred to capital (Stock Dividend).....	0	0	0
33.3 Transferred from capital.....	0	0	0
34. Net remittances from or (to) Home Office.....	0	0	0
35. Dividends to stockholders.....	(31,000,000)	0	(99,000,000)
36. Change in treasury stock.....	0	0	0
37. Aggregate write-ins for gains and losses in surplus.....	(261,360)	0	0
38. Change in surplus as regards policyholders (Lines 22 through 37).....	30,763,009	52,156,089	47,890,094
39. Surplus as regards policyholders, as of statement date (Lines 21 plus 38).....	1,088,519,345	1,062,022,331	1,057,756,337
DETAILS OF WRITE-INS			
0501.	0	0	0
0502.	0	0	0
0503.	0	0	0
0598. Summary of remaining write-ins for Line 5 from overflow page.....	0	0	0
0599. Totals (Lines 0501 thru 0503 plus 0598) (Line 5 above).....	0	0	0
1401. Profit and loss, miscellaneous.....	2,644,413	(384,623)	5,729,136
1402. Other assets tri-party/tax credit bond income.....	76,496	81,042	333,975
1403. Fines and penalties of regulatory authorities.....	(3,732)	(4,545)	(17,328)
1498. Summary of remaining write-ins for Line 14 from overflow page.....	(26,260)	(76,456)	778,425
1499. Totals (Lines 1401 thru 1403 plus 1498) (Line 14 above).....	2,690,916	(384,582)	6,824,207
3701. Prior period adjustment.....	(261,360)	0	0
3702.	0	0	0
3703.	0	0	0
3798. Summary of remaining write-ins for Line 37 from overflow page.....	0	0	0
3799. Totals (Lines 3701 thru 3703 plus 3798) (Line 37 above).....	(261,360)	0	0

THE STANDARD FIRE INSURANCE COMPANY

CASH FLOW

	1 Current Year to Date	2 Prior Year To Date	3 Prior Year Ended December 31
CASH FROM OPERATIONS			
1. Premiums collected net of reinsurance.....	236,945,863	229,187,059	921,997,520
2. Net investment income.....	30,030,799	32,118,874	153,046,092
3. Miscellaneous income.....	3,072,615	261,913	8,770,343
4. Total (Lines 1 through 3).....	270,049,277	261,567,846	1,083,813,954
5. Benefit and loss related payments.....	140,152,728	121,254,917	514,749,966
6. Net transfers to Separate Accounts, Segregated Accounts and Protected Cell Accounts.....	0	0	0
7. Commissions, expenses paid and aggregate write-ins for deductions.....	121,214,386	118,149,467	405,336,297
8. Dividends paid to policyholders.....	366,752	334,015	1,670,748
9. Federal and foreign income taxes paid (recovered) net of \$.....(1,694,700) tax on capital gains (losses).....	229,014	(6,446,808)	(5,040,277)
10. Total (Lines 5 through 9).....	261,962,880	233,291,591	916,716,735
11. Net cash from operations (Line 4 minus Line 10).....	8,086,398	28,276,255	167,097,218
CASH FROM INVESTMENTS			
12. Proceeds from investments sold, matured or repaid:			
12.1 Bonds.....	60,033,297	74,124,192	353,257,580
12.2 Stocks.....	17,405	801,667	835,680
12.3 Mortgage loans.....	0	0	0
12.4 Real estate.....	0	0	0
12.5 Other invested assets.....	2,677,224	22,624,111	45,082,870
12.6 Net gains or (losses) on cash, cash equivalents and short-term investments.....	0	0	0
12.7 Miscellaneous proceeds.....	0	7,136,897	8,480,434
12.8 Total investment proceeds (Lines 12.1 to 12.7).....	62,727,927	104,686,868	407,656,564
13. Cost of investments acquired (long-term only):			
13.1 Bonds.....	18,346,118	118,801,815	425,189,577
13.2 Stocks.....	0	0	51,863
13.3 Mortgage loans.....	0	0	0
13.4 Real estate.....	0	0	0
13.5 Other invested assets.....	18,699,543	7,320,963	41,314,436
13.6 Miscellaneous applications.....	1,462,301	0	174,772
13.7 Total investments acquired (Lines 13.1 to 13.6).....	38,507,962	126,122,778	466,730,648
14. Net increase (decrease) in contract loans and premium notes.....	0	0	0
15. Net cash from investments (Line 12.8 minus Line 13.7 and Line 14).....	24,219,965	(21,435,911)	(59,074,084)
CASH FROM FINANCING AND MISCELLANEOUS SOURCES			
16. Cash provided (applied):			
16.1 Surplus notes, capital notes.....	0	0	0
16.2 Capital and paid in surplus, less treasury stock.....	0	0	0
16.3 Borrowed funds.....	0	0	0
16.4 Net deposits on deposit-type contracts and other insurance liabilities.....	0	0	0
16.5 Dividends to stockholders.....	31,000,000	0	99,000,000
16.6 Other cash provided (applied).....	18,186,355	(6,157,506)	(17,248,173)
17. Net cash from financing and miscellaneous sources (Lines 16.1 through 16.4 minus Line 16.5 plus Line 16.6).....	(12,813,645)	(6,157,506)	(116,248,173)
RECONCILIATION OF CASH, CASH EQUIVALENTS AND SHORT-TERM INVESTMENTS			
18. Net change in cash, cash equivalents and short-term investments (Line 11 plus Line 15 plus Line 17).....	19,492,717	682,838	(8,225,039)
19. Cash, cash equivalents and short-term investments:			
19.1 Beginning of year.....	8,372,698	16,597,736	16,597,736
19.2 End of period (Line 18 plus Line 19.1).....	27,865,415	17,280,574	8,372,698
Note: Supplemental disclosures of cash flow information for non-cash transactions:			
20.0001 Stock distribution from limited partnership.....	0	0	51,863

NOTES TO FINANCIAL STATEMENTS

Note 1 - Summary of Significant Accounting Policies

A. Accounting Practices:

The Standard Fire Insurance Company (the Company) prepares its statutory financial statements in conformity with accounting practices prescribed or permitted by the State of Connecticut. The State of Connecticut requires that insurance companies domiciled in Connecticut prepare their statutory basis financial statements in accordance with the National Association of Insurance Commissioners (NAIC) *Accounting Practices and Procedures Manual*, subject to any deviations prescribed or permitted by the Connecticut Insurance Commissioner. The Company has not applied for and does not believe that it employs any statutory accounting practices that would be considered a permitted practice in its financial statements.

B. Use of Estimates in the Preparation of the Financial Statements:

No significant change.

C. Accounting Policy:

No significant change.

Note 2 - Accounting Changes and Corrections of Errors

During the first quarter of 2013, an error in the reporting of "Taxes, licenses and fees" (TL&F), "Receivable from/Payable to parent, subsidiaries and affiliates" and "Amounts withheld or retained by company for account of others" was detected. The error resulted in paid TL&F associated with business not covered by an affiliated reinsurance agreement not being allocated to the Company, causing an understatement of the reported amount in the TL&F payable account. In accordance with SSAP No. 3, *Accounting Changes and Corrections of Errors*, the Company corrected this error in the current statutory financial statement.

The correction resulted in an additional \$2.7 million to TL&F, offset by both a reduction of \$0.3 million in Amounts withheld or retained by company for account of others, and \$2.4 million to Receivable from/Payable to parent, subsidiaries and affiliates. This error did not impact Net income or Surplus as regards policyholders.

Note 3 - Business Combinations and Goodwill

No significant change.

Note 4 - Discontinued Operations

No significant change.

Note 5 - Investments

A. Mortgage Loans including Mezzanine Real Estate Loans:

No significant change.

B. Debt Restructuring:

No significant change.

C. Reverse Mortgages:

No significant change.

D. Loan-Backed Securities:

- The Company applies the retrospective method of revaluing loan-backed securities. The Company's loan-backed securities are revalued quarterly using the constant effective yield method which includes an adjustment for estimated principal repayments, if any. The effective yield used to determine amortization for these securities is recalculated and adjusted periodically based upon actual historical and/or projected future cash flows. The Company changes from the retrospective to prospective method for valuing the securities when an other-than-temporary impairment has been recorded.

For collateralized mortgage obligations, asset-backed securities and pass-through certificates prepayment assumptions are adjusted periodically.

When unit prices published by the Securities Valuation Office were not available, the Combined Pool uses a nationally recognized pricing service, as well as broker quotes in determining the fair value of its loan-backed securities.

- Not applicable.

- Loan-backed and structured securities with other-than-temporary impairments are as follows:

Cusip	Amortized cost basis before other-than-temporary impairment	Projected cash flow	Other-than-temporary impairment recognized in loss	Amortized cost basis after other-than-temporary impairment	Fair value	Impairment Quarter / Year
66987XCD5	\$ 167,429	\$ 160,690	\$ 6,739	\$ 160,690	\$ 125,183	Q4 – 2009
66987XCD5	133,209	131,463	1,746	131,463	127,394	Q2 – 2011
126671R32	8,595,404	8,590,098	5,306	8,590,098	8,647,713	Q2 – 2011
66987XCD5	129,107	121,722	7,386	121,722	120,858	Q3 – 2011
126671R32	7,967,932	7,966,717	1,215	7,966,717	7,903,828	Q3 – 2011

NOTES TO FINANCIAL STATEMENTS

4. The gross unrealized investment losses and related fair value for impaired securities for which an other-than-temporary impairment has not been recognized as a realized loss were as follows:

a. The aggregate amount of unrealized losses:

1. Less than 12 Months	\$	173
2. 12 Months or Longer	\$	44,462

b. The aggregate related fair values of securities with unrealized losses:

1. Less than 12 Months	\$	16,855
2. 12 Months or Longer	\$	5,131,743

5. The Company determines an other-than-temporary impairment by utilizing discounted cash flow modeling to determine the present value of the security and comparing the present value with the amortized cost of the security. If the amortized cost is greater than the present value of the expected cash flows, the difference is considered a credit loss and recognized in net realized capital gains (losses). The Company estimates the present value of the security by projecting future cash flows of the assets underlying the securitization, allocating the flows to the various tranches based on the structure of the securitization, and determining the present value of the cash flows using the effective yield of the security at the date of acquisition (or the most recent implied rate used to accrete the security if the implied rate has changed as a result of a previous impairment or changes in expected cash flows). The Company incorporates levels of delinquencies, defaults and severities as well as credit attributes of the remaining assets in the securitization, along with other economic data, to arrive at its best estimate of the parameters applied to the assets underlying the securitization.

E. Repurchase Agreements and/or Securities Lending Transactions:

Not applicable.

F. Real Estate:

No significant change.

G. Investments in Low-Income Housing Tax Credits (LIHTC):

No significant change.

Note 6 - Joint Ventures, Partnerships and Limited Liability Companies

No significant change.

Note 7 - Investment Income

No significant change.

Note 8 - Derivative Instruments

No significant change.

Note 9 - Income Taxes

No significant change.

Note 10 - Information Concerning Parent, Subsidiaries, Affiliates and Other Related Parties

No significant change.

Note 11- Debt

No significant change.

Note 12 - Retirement Plans, Deferred Compensation, Postemployment Benefits and Compensated Absences and Other Postretirement Benefit Plans

A. Defined Benefit Plan:

Not applicable.

B. Defined Contribution Plan:

Not applicable.

C. Multiemployer Plan:

Not applicable.

D. Consolidated/Holding Company Plans:

No significant change.

E. Postemployment Benefits and Compensated Absences:

Not applicable.

F. Impact of Medicare Modernization Act of Postretirement Benefits:

Not applicable.

NOTES TO FINANCIAL STATEMENTS

Note 13 - Capital and Surplus, Shareholders' Dividend Restrictions and Quasi-Reorganizations

On March 20, 2013, the Company paid ordinary dividends of \$31 million to its parent company, Travelers Insurance Group Holdings Inc.

Note 14 - Contingencies

No significant change.

Note 15 - Leases

No significant change.

Note 16 - Information About Financial Instruments With Off-Balance Sheet Risk and Financial Instruments With Concentrations of Credit Risk

No significant change.

Note 17 - Sale, Transfer and Servicing of Financial Assets and Extinguishments of Liabilities

A. Transfers of Receivables Reported as Sales:

No significant change.

B. Transfer and Servicing of Financial Assets:

Not applicable.

C. Wash Sales:

Not applicable.

Note 18 - Gain or Loss to the Reporting Entity from Uninsured Plans and the Uninsured Portion of Partially Insured Plans

No significant change.

Note 19 - Direct Premium Written/Produced by Managing General Agents/Third Party Administrators

No significant change.

Note 20 – Fair Value Measurements

The Company's estimates of fair value for financial assets and financial liabilities are based on the framework established in the fair value accounting guidance. The framework is based on the inputs used in valuation, gives the highest priority to quoted prices in active markets, and requires that observable inputs be used in the valuations when available. The disclosure of fair value estimates in the fair value accounting guidance hierarchy is based on whether the significant inputs into the valuation are observable. In determining the level of the hierarchy in which the estimate is disclosed, the highest priority is given to unadjusted quoted prices in active markets and the lowest priority to unobservable inputs that reflect the Company's significant market assumptions. The level in the fair value hierarchy within which the fair value measurement is reported is based on the lowest level input that is significant to the measurement in its entirety. The three levels of the hierarchy are as follows:

- Level 1 - Unadjusted quoted market prices for identical assets or liabilities in active markets that the Company has the ability to access.
- Level 2 - Quoted prices for similar assets or liabilities in active markets; quoted prices for identical or similar assets or liabilities in inactive markets; or valuations based on models where the significant inputs are observable (e.g., interest rates, yield curves, prepayment speeds, default rates, loss severities, etc.) or can be corroborated by observable market data.
- Level 3 - Valuations based on models where significant inputs are not observable. The unobservable inputs reflect the Company's own assumptions about the inputs that market participants would use.

A. (1) Securities measured and reported at fair value as of March 31, 2013:

<u>Description</u>	<u>Level 1</u>	<u>Level 2</u>	<u>Level 3</u>	<u>Total</u>
Bonds				
Industrial and miscellaneous	\$ -	\$ 2,248,500	\$ 7,386,250	\$ 9,634,750
Preferred stock				
Non-redeemable preferred stock	667,887	-	-	667,887
Common stock	4,277	-	-	4,277
Total assets at fair value	\$ 672,164	\$ 2,248,500	\$ 7,386,250	\$ 10,306,914

There were no significant transfers between level 1 and level 2.

(2) Securities measured and reported at fair value using significant unobservable inputs (Level 3):

<u>Description</u>	<u>Beginning Balance at 1/1/2013</u>	<u>Transfer into Level 3</u>	<u>Transfer out of Level 3</u>	<u>Total gains & (losses) included in Net Income</u>	<u>Total gains & (losses) included in Surplus</u>	<u>Purchases</u>	<u>Issuances</u>	<u>Sales</u>	<u>Settlements</u>	<u>Ending Balance at 3/31/2013</u>
Bonds	\$ 10,387,082	\$ 2,476,875	\$ (6,446,834)	\$ (2,841)	\$ 6,493	\$ 1,013,750	\$ -	\$ -	\$ (48,275)	\$ 7,386,250
Total	\$ 10,387,082	\$ 2,476,875	\$ (6,446,834)	\$ (2,841)	\$ 6,493	\$ 1,013,750	\$ -	\$ -	\$ (48,275)	\$ 7,386,250

(3) The Company holds NAIC designation 3 – 6 securities at the lower of cost or market as defined in SSAP No. 26, *Bonds, excluding Loan-backed and Structured Securities*. Market fluctuations cause securities to change from being held at cost to fair value or vice versa. These changes result in a transfer in or out of level 3.

The Company transfers securities out of level 3 when it is able to obtain market observable data. The Company recognizes these transfers at the end of the period.

NOTES TO FINANCIAL STATEMENTS

- (4) Bonds and preferred stocks were carried at fair value under the lower of cost or market requirement. These securities were generally priced by the SVO or by a third party organization.

The Company holds common stock where fair value is based upon market quotations. Accordingly, the fair value for such common stock is included in the amount disclosed in level 1 of the hierarchy. The market quotations for these securities were provided by the SVO or a third party organization.

- (5) Not applicable.

B. Not applicable.

- C. The following table provides the aggregate fair value and reported aggregate admitted asset value by type of financial instrument; and the hierarchy level in which the fair values fall.

(At March 31, 2013)	Aggregate	Admitted	Level 1	Level 2	Level 3	Not Practicable (Carrying Value)
Description	Fair Value	Assets				
Short term bonds	\$ 27,765,415	\$ 27,765,415	\$ 11,903,076	\$ 15,862,339	\$ -	\$ -
Long term bonds	2,386,444,370	2,230,995,910	56,615,660	2,250,142,739	79,685,971	-
Preferred stock	667,887	667,887	667,887	-	-	-
Common stock	4,277	4,277	4,277	-	-	-

(At December 31, 2012)	Aggregate	Admitted	Level 1	Level 2	Level 3	Not Practicable (Carrying Value)
Description	Fair Value	Assets				
Short term bonds	\$ 8,272,698	\$ 8,272,698	\$ 3,398,720	\$ 4,849,639	\$ 24,339	\$ -
Long term bonds	2,443,688,997	2,275,400,491	56,948,640	2,311,178,612	75,561,745	-
Preferred stock	579,975	579,975	579,975	-	-	-
Common stock	17,886	17,886	17,886	-	-	-

D. Not applicable.

Note 21 – Other Items

No significant change.

Note 22 – Events Subsequent

No significant change.

Note 23 - Reinsurance

No significant change.

Note 24 – Retrospectively Rated Contracts & Contracts Subject to Redetermination

No significant change.

Note 25 – Change in Incurred Losses and Loss Adjustment Expenses

During the period from January 1, 2013 to March 31, 2013, the prior year-end total loss and loss adjustment expense reserves developed favorably by \$6,994,000, resulting from better than expected loss and DCC development primarily in the special property, other liability – occurrence, and homeowners lines, and from lower estimates for adjusting and other expenses, partially offset by loss and DCC deterioration primarily in the workers' compensation line.

The improvement in the special property line was driven by better than expected development for catastrophe and non-catastrophe claims in accident years 2010 through 2012. The improvement in the other liability – occurrence line was concentrated in accident years 2010 and prior and reflected more favorable legal and judicial environments than what the Company previously expected. The improvement in the homeowners line was driven primarily by better than expected development for catastrophe and non-catastrophe claims incurred in accident year 2011. Lastly, the improvement in adjusting and other expense reserves was driven by improvement in the underlying loss and DCC reserves and by the allocation of adjusting and other expense reserves by year as disclosed in the Schedule P Interrogatories of the Company.

The deterioration in the workers' compensation line was driven by a charge that was precipitated by legislation in New York enacted during the first quarter of 2013 related to the New York Fund for Reopened Cases, primarily impacting accident years 2005 through 2012.

The remaining changes are generally the result of ongoing analyses of recent loss data and trends. A portion of the change from prior year effects relates to retrospectively rated policies, and these policies are subject to premium adjustments.

Note 26 – Intercompany Pooling Arrangements

No significant change.

Note 27 – Structured Settlements

No significant change.

Note 28 – Health Care Receivables

No significant change.

Note 29 – Participating Policies

No significant change.

NOTES TO FINANCIAL STATEMENTS

Note 30 – Premium Deficiency Reserves

No significant change.

Note 31 – High Deductibles

No significant change.

Note 32 – Discounting of Liabilities for Unpaid Losses or Unpaid Loss Adjustment Expenses

No significant change.

Note 33 – Asbestos/Environmental Reserves

No significant change.

Note 34 – Subscriber Savings Accounts

No significant change.

Note 35 – Multiple Peril Crop Insurance

No significant change.

Note 36 - Financial Guaranty Insurance

A. Not applicable.

B. Not applicable.

GENERAL INTERROGATORIES

PART 1 - COMMON INTERROGATORIES - GENERAL

- 1.1 Did the reporting entity experience any material transactions requiring the filing of Disclosure of Material Transactions with the State of Domicile, as required by the Model Act? Yes [] No [X]
- 1.2 If yes, has the report been filed with the domiciliary state? Yes [] No []
- 2.1 Has any change been made during the year of this statement in the charter, by-laws, articles of incorporation, or deed of settlement of the reporting entity? Yes [] No [X]
- 2.2 If yes, date of change:
- 3.1 Have there been any substantial changes in the organizational chart since the prior quarter end? Yes [] No [X]
- 3.2 If the response to 3.1 is yes, provide a brief description of those changes.

- 4.1 Has the reporting entity been a party to a merger or consolidation during the period covered by this statement? Yes [] No [X]
- 4.2 If yes, provide name of entity, NAIC Company Code, and state of domicile (use two letter state abbreviation) for any entity that has ceased to exist as a result of the merger or consolidation.

1 Name of Entity	2 NAIC Company Code	3 State of Domicile

- 5. If the reporting entity is subject to a management agreement, including third-party administrator(s), managing general agent(s), attorney-in-fact, or similar agreement, have there been any significant changes regarding the terms of the agreement or principals involved? Yes [] No [] N/A [X]
If yes, attach an explanation.

- 6.1 State as of what date the latest financial examination of the reporting entity was made or is being made. 12/31/2009.....
- 6.2 State the as of date that the latest financial examination report became available from either the state of domicile or the reporting entity. This date should be the date of the examined balance sheet and not the date the report was completed or released. 12/31/2009.....
- 6.3 State as of what date the latest financial examination report became available to other states or the public from either the state of domicile or the reporting entity. This is the release date or completion date of the examination report and not the date of the examination (balance sheet date). 3/14/2011.....
- 6.4 By what department or departments?
Connecticut

- 6.5 Have all financial statement adjustments within the latest financial examination report been accounted for in a subsequent financial statement filed with Departments? Yes [] No [] N/A [X]
- 6.6 Have all of the recommendations within the latest financial examination report been complied with? Yes [X] No [] N/A []

- 7.1 Has this reporting entity had any Certificates of Authority, licenses or registrations (including corporate registration, if applicable) suspended or revoked by any governmental entity during the reporting period? Yes [] No [X]
- 7.2 If yes, give full information:
.....
.....

- 8.1 Is the company a subsidiary of a bank holding company regulated by the Federal Reserve Board? Yes [] No [X]
- 8.2 If response to 8.1 is yes, please identify the name of the bank holding company.
.....
.....

- 8.3 Is the company affiliated with one or more banks, thrifts or securities firms? Yes [] No [X]
- 8.4 If the response to 8.3 is yes, please provide below the names and location (city and state of the main office) of any affiliates regulated by a federal regulatory services agency [i.e. the Federal Reserve Board (FRB), the Office of the Comptroller of the Currency (OCC), the Federal Deposit Insurance Corporation (FDIC) and the Securities Exchange Commission (SEC)] and identify the affiliate's primary federal regulator].

1 Affiliate Name	2 Location (City, State)	3 FRB	4 OCC	5 FDIC	6 SEC

- 9.1 Are the senior officers (principal executive officer, principal financial officer, principal accounting officer or controller, or persons performing similar functions) of the reporting entity subject to a code of ethics, which includes the following standards? Yes [X] No []
 - (a) Honest and ethical conduct, including the ethical handling of actual or apparent conflicts of interest between personal and professional relationships;
 - (b) Full, fair, accurate, timely and understandable disclosure in the periodic reports required to be filed by the reporting entity;
 - (c) Compliance with applicable governmental laws, rules and regulations;
 - (d) The prompt internal reporting of violations to an appropriate person or persons identified in the code; and
 - (e) Accountability for adherence to the code.

- 9.11 If the response to 9.1 is No, please explain:
.....
.....

- 9.2 Has the code of ethics for senior managers been amended? Yes [] No [X]
- 9.21 If the response to 9.2 is Yes, provide information related to amendment(s).
.....
.....

- 9.3 Have any provisions of the code of ethics been waived for any of the specified officers? Yes [] No [X]
- 9.31 If the response to 9.3 is Yes, provide the nature of any waiver(s).
.....
.....

PART 1 - FINANCIAL

- 10.1 Does the reporting entity report any amounts due from parent, subsidiaries or affiliates on Page 2 of this statement? Yes [X] No []
- 10.2 If yes, indicate any amounts receivable from parent included in the Page 2 amount: \$.....0

THE STANDARD FIRE INSURANCE COMPANY

PART 1 - INVESTMENT

11.1 Were any of the stocks, bonds, or other assets of the reporting entity loaned, placed under option agreement, or otherwise made available for use by another person? (Exclude securities under securities lending agreements.) Yes [] No [X]

11.2 If yes, give full and complete information relating thereto:

12. Amount of real estate and mortgages held in other invested assets in Schedule BA: \$.....29,024,388
 13. Amount of real estate and mortgages held in short-term investments: \$.....0

14.1 Does the reporting entity have any investments in parent, subsidiaries and affiliates? Yes [X] No []

14.2 If yes, please complete the following:

	1 Prior Year-End Book/Adjusted Carrying Value	2 Current Quarter Book/Adjusted Carrying Value
14.21 Bonds.....	\$0	\$0
14.22 Preferred Stock.....	\$0	\$0
14.23 Common Stock.....	\$485,962,096	\$503,988,235
14.24 Short-Term Investments.....	\$0	\$0
14.25 Mortgage Loans on Real Estate.....	\$0	\$0
14.26 All Other.....	\$30,058,906	\$30,307,850
14.27 Total Investment in Parent, Subsidiaries and Affiliates (Subtotal Lines 14.21 to 14.26).....	\$516,021,002	\$534,296,085
14.28 Total Investment in Parent included in Lines 14.21 to 14.26 above.....	\$0	\$0

15.1 Has the reporting entity entered into any hedging transactions reported on Schedule DB? Yes [] No [X]

15.2 If yes, has a comprehensive description of the hedging program been made available to the domiciliary state? If no, attach a description with this statement. Yes [] No []

16. For the reporting entity's security lending program, state the amount of the following as current statement date:

16.1 Total fair value of reinvested collateral assets reported on Schedule DL, Parts 1 and 2:	\$.....6,428,187
16.2 Total book adjusted/carrying value of reinvested collateral assets reported on Schedule DL, Parts 1 and 2:	\$.....6,428,187
16.3 Total payable for securities lending reporting on the liability page:	\$.....6,428,187

17. Excluding items in Schedule E-Part 3-Special Deposits, real estate, mortgage loans and investments held physically in the reporting entity's offices, vaults or safety deposit boxes, were all stocks, bonds and other securities, owned throughout the current year held pursuant to a custodial agreement with a qualified bank or trust company in accordance with Section 1, III - General Examination Considerations, F. Outsourcing of Critical Functions, Custodial or Safekeeping Agreements of the NAIC Financial Condition Examiners Handbook? Yes [X] No []

17.1 For all agreements that comply with the requirements of the NAIC Financial Condition Examiners Handbook, complete the following:

1 Name of Custodian(s)	2 Custodian Address
JPMorgan Chase	270 Park Avenue, New York, NY 10017-2070

17.2 For all agreements that do not comply with the requirements of the NAIC Financial Condition Examiners Handbook, provide the name, location and a complete explanation.

1 Name(s)	2 Location(s)	3 Complete Explanation(s)
N/A		

17.3 Have there been any changes, including name changes, in the custodian(s) identified in 17.1 during the current quarter? Yes [] No [X]

17.4 If yes, give full and complete information relating thereto:

1 Old Custodian	2 New Custodian	3 Date of Change	4 Reason

17.5 Identify all investment advisors, broker/dealers or individuals acting on behalf of broker/dealers that have access to the investment accounts, handle securities and have authority to make investments on behalf of the reporting entity:

1 Central Registration Depository	2 Name(s)	3 Address
N/A		

18.1 Have all the filing requirements of the Purposes and Procedures Manual of the NAIC Securities Valuation Office been followed? Yes [X] No []

18.2 If no, list exceptions:

THE STANDARD FIRE INSURANCE COMPANY
GENERAL INTERROGATORIES (continued)

PART 2

PROPERTY & CASUALTY INTERROGATORIES

1. If the reporting entity is a member of a pooling arrangement, did the agreement or the reporting entity's participation change? Yes [] No [X] N/A []
 If yes, attach an explanation.

2. Has the reporting entity reinsured any risk with any other reporting entity and agreed to release such entity from liability, in whole or in part, from any loss that may occur on the risk, or portion thereof, reinsured? Yes [] No [X]
 If yes, attach an explanation.

3.1 Have any of the reporting entity's primary reinsurance contracts been canceled? Yes [] No [X]
 3.2 If yes, give full and complete information thereto:

4.1 Are any of the liabilities for unpaid losses and loss adjustment expenses other than certain workers' compensation tabular reserves (see Annual Statement Instructions pertaining to disclosure of discounting for definition of "tabular reserves,") discounted at a rate of interest greater than zero? Yes [X] No []
 4.2 If yes, complete the following schedule:

1 Line of Business	2 Maximum Interest	3 Disc. Rate	Total Discount				Discount Taken During Period			
			4 Unpaid Losses	5 Unpaid LAE	6 IBNR	7 Total	8 Unpaid Losses	9 Unpaid LAE	10 IBNR	11 Total
Other liability-occurrence0.0005.000 %006,065,8076,065,8070043,60843,608
TotalXXXXXX006,065,8076,065,8070043,60843,608

5. Operating Percentages:

5.1 A&H loss percent 0.0 %

5.2 A&H cost containment percent 0.0 %

5.3 A&H expense percent excluding cost containment expenses 0.0 %

6.1 Do you act as a custodian for health savings accounts? Yes [] No [X]

6.2 If yes, please provide the amount of custodial funds held as of the reporting date. 0

6.3 Do you act as an administrator for health savings accounts? Yes [] No [X]

6.4 If yes, please provide the amount of funds administered as of the reporting date. 0

SCHEDULE F - CEDED REINSURANCE

Showing All New Reinsurers - Current Year to Date

1 NAIC Company Code	2 Federal ID Number	3 Name of Reinsurer	4 Domiciliary Jurisdiction	5 Is Insurer Authorized? (YES or NO)
------------------------------	------------------------------	----------------------------	--------------------------------------	---

NONE

SCHEDULE T - EXHIBIT OF PREMIUMS WRITTEN

Current Year to Date - Allocated by States and Territories

	1	Direct Premiums Written		Direct Losses Paid (Deducting Salvage)		Direct Losses Unpaid	
		2	3	4	5	6	7
States, Etc.	Active Status	Current Year to Date	Prior Year to Date	Current Year to Date	Prior Year to Date	Current Year to Date	Prior Year to Date
1. Alabama.....	AL.....L.....	4,476,533	3,443,911	1,970,232	3,458,216	11,547,961	10,553,677
2. Alaska.....	AK.....L.....	16,612	16,182	4,380	2,956	468,109	510,652
3. Arizona.....	AZ.....L.....	3,547,509	3,709,362	1,627,885	1,691,302	14,688,462	13,564,956
4. Arkansas.....	AR.....L.....	1,700,674	1,711,919	885,904	1,271,199	8,350,289	9,255,269
5. California.....	CA.....L.....	48,710,304	54,272,264	34,167,265	32,202,708	108,211,534	107,697,769
6. Colorado.....	CO.....L.....	6,719,764	7,084,362	3,544,016	3,980,435	10,851,729	13,929,552
7. Connecticut.....	CT.....L.....	15,450,175	17,144,775	38,250,459	14,141,378	75,957,781	66,020,058
8. Delaware.....	DE.....L.....	1,612,247	1,536,431	911,078	1,080,386	5,839,923	7,370,134
9. District of Columbia.....	DC.....L.....	4,496,015	4,672,187	2,005,324	1,963,758	9,794,383	11,676,901
10. Florida.....	FL.....L.....	6,110,743	6,056,024	1,755,346	1,681,460	25,458,754	33,561,939
11. Georgia.....	GA.....L.....	6,162,906	6,903,695	2,873,182	3,641,340	13,485,068	13,670,278
12. Hawaii.....	HI.....L.....	60,785	68,278	26,655	16,397	1,944,081	2,067,923
13. Idaho.....	ID.....L.....	197,192	210,729	217,124	67,103	470,349	421,159
14. Illinois.....	IL.....L.....	5,347,498	5,592,190	1,490,130	2,711,311	20,865,425	19,035,179
15. Indiana.....	IN.....L.....	3,449,558	3,938,959	1,548,107	2,799,328	8,892,263	8,654,224
16. Iowa.....	IA.....L.....	1,084,503	974,821	235,394	356,779	3,232,021	2,540,164
17. Kansas.....	KS.....L.....	1,415,572	1,689,641	785,482	936,156	8,443,730	10,175,287
18. Kentucky.....	KY.....L.....	3,820,693	4,043,375	889,293	1,926,196	7,187,332	8,785,385
19. Louisiana.....	LA.....L.....	6,946,869	7,669,333	4,570,611	2,429,285	50,898,284	54,334,066
20. Maine.....	ME.....L.....	1,628,520	1,888,963	649,710	421,928	13,767,568	13,674,181
21. Maryland.....	MD.....L.....	29,094,692	31,415,662	14,234,046	17,194,309	51,988,709	58,917,114
22. Massachusetts.....	MA.....L.....	13,012,814	11,871,212	4,731,809	5,592,127	13,648,978	15,572,832
23. Michigan.....	MI.....L.....	1,637,333	2,022,802	1,391,817	1,422,049	53,875,087	56,850,092
24. Minnesota.....	MN.....L.....	2,714,106	4,422,916	2,245,167	1,392,206	28,158,140	26,687,751
25. Mississippi.....	MS.....L.....	1,126,273	1,001,469	560,017	358,532	4,835,411	4,489,937
26. Missouri.....	MO.....L.....	6,989,365	7,192,616	2,200,174	4,884,467	16,028,200	19,133,030
27. Montana.....	MT.....L.....	325,747	339,926	85,303	195,308	2,252,757	2,505,094
28. Nebraska.....	NE.....L.....	811,150	672,296	151,060	249,491	1,704,459	2,378,757
29. Nevada.....	NV.....L.....	472,094	467,258	81,413	169,174	775,468	898,899
30. New Hampshire.....	NH.....L.....	1,077,553	1,321,791	829,701	226,403	2,139,480	2,278,178
31. New Jersey.....	NJ.....L.....	4,054,997	3,770,740	148,440,123	16,723,118	83,228,136	17,613,194
32. New Mexico.....	NM.....L.....	2,421,431	2,109,325	706,176	1,443,162	13,192,500	12,576,511
33. New York.....	NY.....L.....	13,806,940	11,361,949	567,751,728	39,320,843	286,920,198	41,448,759
34. North Carolina.....	NC.....L.....	19,920,089	23,403,561	12,245,076	16,035,070	44,294,427	41,456,795
35. North Dakota.....	ND.....L.....	29,128	33,121	39,490	9,966	405,730	183,143
36. Ohio.....	OH.....L.....	5,738,958	6,197,586	2,008,159	2,798,100	7,994,511	9,681,397
37. Oklahoma.....	OK.....L.....	4,191,235	4,047,136	1,731,384	2,268,918	23,975,287	15,079,346
38. Oregon.....	OR.....L.....	485,036	492,485	287,869	172,477	7,155,031	10,109,577
39. Pennsylvania.....	PA.....L.....	9,094,867	9,143,712	3,362,103	19,976,731	37,980,619	44,317,198
40. Rhode Island.....	RI.....L.....	2,140,631	2,465,804	5,474,064	1,443,139	9,298,923	4,442,114
41. South Carolina.....	SC.....L.....	10,966,650	11,751,227	5,111,541	6,472,756	17,828,916	18,853,366
42. South Dakota.....	SD.....L.....	230,348	282,508	25,556	8,778	890,212	711,233
43. Tennessee.....	TN.....L.....	9,426,935	10,381,370	6,260,767	17,637,583	11,715,778	18,150,869
44. Texas.....	TX.....L.....	9,233,074	9,976,778	3,260,977	5,712,236	54,399,795	55,471,782
45. Utah.....	UT.....L.....	1,108,402	1,576,340	715,668	778,984	6,016,769	4,998,485
46. Vermont.....	VT.....L.....	1,026,690	960,039	200,319	1,896,848	2,483,260	2,577,310
47. Virginia.....	VA.....L.....	12,364,187	12,683,410	4,798,183	6,039,900	19,099,581	22,082,698
48. Washington.....	WA.....L.....	1,750,678	1,758,610	666,118	864,338	2,623,575	3,646,386
49. West Virginia.....	WV.....L.....	1,553,538	1,051,503	131,799	108,032	2,329,219	1,381,473
50. Wisconsin.....	WI.....L.....	1,865,648	1,986,068	533,817	1,244,181	8,899,492	9,311,073
51. Wyoming.....	WY.....L.....	72,626	72,977	3,011	37,656	163,986	148,340
52. American Samoa.....	AS.....N.....	0	0	0	0	0	0
53. Guam.....	GU.....N.....	0	0	0	0	0	0
54. Puerto Rico.....	PR.....L.....	0	3,189	0	0	0	0
55. US Virgin Islands.....	VI.....L.....	44,092	79,582	0	0	0	0
56. Northern Mariana Islands.....	MP.....N.....	0	0	0	0	0	0
57. Canada.....	CAN.....N.....	0	0	0	0	0	0
58. Aggregate Other Alien.....	OT.....XXX.....	0	0	0	0	0	0
59. Totals.....	(a).....53.....	291,741,978	308,944,367	888,672,010	249,456,504	1,216,657,682	931,451,490

DETAILS OF WRITE-INS

58001.....	XXX.....	0	0	0	0	0	0
58002.....	XXX.....	0	0	0	0	0	0
58003.....	XXX.....	0	0	0	0	0	0
58998. Summary of remaining write-ins for Line 58 from overflow page....	XXX.....	0	0	0	0	0	0
58999. Totals (Lines 58001 thru 58003+ Line 58998) (Line 58 above).....	XXX.....	0	0	0	0	0	0

(L) - Licensed or Chartered - Licensed Insurance Carrier or Domiciled RRG; (R) - Registered - Non-domiciled RRGs; (Q) - Qualified - Qualified or Accredited Reinsurer;

(E) - Eligible - Reporting Entities eligible or approved to write Surplus Lines in the state; (N) - None of the above - Not allowed to write business in the state.

(a) Insert the number of L responses except for Canada and Other Alien.

SCHEDULE Y - INFORMATION CONCERNING ACTIVITIES OF INSURER MEMBERS OF A HOLDING COMPANY GROUP

PART 1 - ORGANIZATIONAL CHART

The Travelers Companies, Inc.	Minnesota	41-0518860 Fidelity English Turn Club General Partnership (99%)	Maryland	59-2709441
... St. Paul Fire and Marine Insurance Company (24767) *	Connecticut	41-0406690 English Turn Limited Partnership (1%)	Maryland	59-2635727
... .. St. Paul Mercury Insurance Company (24791) *	Connecticut	41-0881659 English Turn Realty Management, Inc.	Maryland	52-1715225
... .. St. Paul Guardian Insurance Company (24775) *	Connecticut	41-0963301 Fidelity English Turn Club General Partnership (1%)	Maryland	59-2709441
... .. St. Paul Fire and Casualty Insurance Company (40967) *	Wisconsin	41-1419276	... Camperdown Corporation	Delaware	41-1762781
... .. St. Paul Surplus Lines Insurance Company (30481) *	Delaware	41-1230819	... SPC Insurance Agency, Inc.	Minnesota	41-1888760
... .. The Travelers Casualty Company (41769) *	Connecticut	41-1435765	... Aprilgrange Limited	United Kingdom	
... .. Travelers Constitution State Insurance Company (41750) *	Connecticut	41-1435766	... F&G U.K. Underwriters Limited	United Kingdom	
... .. Northbrook Holdings, Inc.	Delaware	51-0375653	... Travelers Underwriting Agency Limited	United Kingdom	
... .. Discover Property & Casualty Insurance Company (36463) *	Illinois	36-2999370	... Travelers Syndicate Management Limited	United Kingdom	
... .. St. Paul Protective Insurance Company (19224) *	Illinois	36-2542404 Travelers Asia Pte. Ltd.	Singapore	
... .. Discover Specialty Insurance Company (10213) *	Illinois	52-1925132	... St. Paul Surety Europe Limited	United Kingdom	
... .. United States Fidelity and Guaranty Company (25887) *	Connecticut	52-0515280	... Travelers Corporate Trustee Ltd.	United Kingdom	
... .. Fidelity and Guaranty Insurance Underwriters, Inc. (25879) *	Wisconsin	52-0616768	... Travelers London Limited	United Kingdom	
... .. Fidelity and Guaranty Insurance Company (35386) *	Iowa	42-1091525 Solicitors Professional Indemnity Limited (49%)	United Kingdom	
... .. Laurel Village Fidelity Realty, Inc.	Maryland	52-1551225	... St. Paul London Properties, Inc.	Minnesota	41-1880024
... .. Laurel Village Joint Venture Partnership (50%)	Minnesota	41-1616702	... TCI Global Services, Inc.	Delaware	52-1965525
... .. Laurel Village I Limited Partnership (99%)	Minnesota	41-1542260	... Travelers Management Limited	United Kingdom	
... .. Laurel Village II Limited Partnership (99%)	Minnesota	41-1542261	... Travelers Insurance Company Limited *	United Kingdom	AA-1121375
... .. Laurel Village III Limited Partnership (99%)	Minnesota	41-1542263 Travelers Professional Risks Limited	United Kingdom	
... .. Laurel Village IV Limited Partnership (99%)	Minnesota	41-1542264	... Travelers Property Casualty Corp.	Connecticut	06-1008174
... .. Laurel Village Tower A Limited Partnership (99%)	Minnesota	41-1542266 Constitution Plaza, Inc.	Connecticut	06-0566030
... .. Laurel Village Tower B Limited Partnership (99%)	Minnesota	41-1593312 Travelers Insurance Group Holdings Inc.	Delaware	06-1445591
... .. Laurel Village Tower C Limited Partnership (99%)	Minnesota	41-1542267 The Standard Fire Insurance Company (19070) *	Connecticut	06-6033509
... .. Laurel Village Swinford Limited Partnership (99%)	Minnesota	41-1542255 Standard Fire Properties, LLC	Delaware	06-6033509
... .. USF&G Retail Associates GP, Inc.	Maryland	52-1704255 Bayhill Restaurant II Associates (50%)	California	94-3097171
... .. USF&G/Fidelity Retail Associates Limited Partnership (1%)	Maryland	52-1704256 Standard Fire UK Investments, LLC	Delaware	06-6033509
... .. USF&G/Fidelity Retail Associates Limited Partnership (83.95%)	Maryland	52-1704256 The Automobile Insurance Company of Hartford, Connecticut (19062) *	Connecticut	06-0848755
... .. BMR Sports Properties, Inc.	Maryland	52-1852190 Auto Hartford Investments, LLC	Delaware	06-0848755
... .. Black Mountain Ranch Limited Partnership (1%)	Maryland	52-1573778 Travelers Personal Security Insurance Company (36145) *	Connecticut	06-1286264
... .. Black Mountain Ranch Limited Partnership (85%)	Maryland	52-1573778 Travelers Property Casualty Insurance Company (36161) *	Connecticut	06-1286274
... .. MMI Capital Trust I	Delaware	52-2073764 Travelers Personal Insurance Company (38130) *	Connecticut	36-3703200
... .. Promenade Partners, LLC	Delaware	41-0406690 Travelers Texas MGA, Inc.	Texas	27-4469564
... .. USF&G Capital I	Delaware	52-1953822 Oregon Evergreen Investor I, LLC	Delaware	06-6033509
... .. USF&G Capital III	Delaware	52-2044075 Lone Rock Timber Investments I, LLC (75%)	Delaware	61-1639956
... .. 350 Market Street, LLC	Delaware	41-0406690 Travelers (Bermuda) Limited *	Bermuda	98-0190863
... .. UA Combined Investment Company Limited (67%)	United Kingdom	 Travelers Lloyds Management Company	Texas	20-4312440
... .. Jago Dedicated Limited (88.9%)	United Kingdom	 TPC Investments Inc.	Connecticut	06-1534005
... .. Jago Dedicated Limited (11.1%)	United Kingdom	 Travelers Casualty and Surety Company (19038) *	Connecticut	06-6033504
... .. Travelers Special Services Limited	United Kingdom	 Farmington Casualty Company (41483) *	Connecticut	06-1067463
... .. Yonkers Financing Corp.	Delaware	20-3033027 Travelers Insurance Company of Canada *	Canada	
... .. Castle Pines Fidelity Realty, Inc.	Maryland	52-1735211 Coronation Insurance Company, Ltd. *	Canada	
... .. Castle Pines Fidelity Associates Limited Partnership (1%)	Maryland	52-1735213 Travelers Casualty and Surety Company of America (31194) *	Connecticut	06-0907370
... .. Fidelity Castle Pines Limited Partnership (50%)	Maryland	52-1631820 Travelers Brazil Holding, LLC	Delaware	06-0907370
... .. Castle Pines Fidelity Associates Limited Partnership (99%)	Maryland	52-1735213 Travelers Brazil Acquisition LLC	Delaware	06-0907370
... .. English Turn Fidelity Realty, Inc.	Maryland	52-1466734 J. Malucelli Participações em Seguros e Resseguros S.A. ("Holdco") (49.5%)	Brazil	
... .. English Turn Limited Partnership (99%)	Maryland	59-2635727 J. Malucelli Resseguradora S.A. *	Brazil	

Notes:

* Denotes affiliated insurer

Unless otherwise stated, subsidiaries listed above are 100% owned by respective parent

**SCHEDULE Y - INFORMATION CONCERNING ACTIVITIES OF INSURER MEMBERS OF A HOLDING COMPANY GROUP
PART 1 - ORGANIZATIONAL CHART**

...	J. Malucelli Controle de Riscos Ltda. (0.01%)	Brazil		...	Travelers Commercial Casualty Company (40282) *	Connecticut	95-3634110
...	J. Malucelli Seguradora S.A. *	Brazil		...	Travelers Distribution Alliance, Inc.	Delaware	62-1657094
...	J. Malucelli Controle de Riscos Ltda. (99.99%)	Brazil		...	Travelers TLD, LLC	Delaware	06-0566050
...	J. Malucelli Seguros S.A. *	Brazil		...	Tiercel, LLC	Delaware	06-0566050
...	Travelers Casualty Insurance Company of America (19046) *	Connecticut	06-0876835	...	Redstart, LLC	Delaware	06-0566050
...	Travelers Casualty Company of Connecticut (36170) *	Connecticut	06-1286266	...	The Travelers Home and Marine Insurance Company (27998) *	Connecticut	35-1838079
...	Travelers Casualty UK Investments LLC	Delaware	06-6033504	...	The Travelers Lloyds Insurance Company (41262) *	Texas	76-0002592
...	Travelers Commercial Insurance Company (36137) *	Connecticut	06-1286268	...	Travelers Marine, LLC	Delaware	06-0566050
...	Travelers Excess and Surplus Lines Company (29696) *	Connecticut	06-1203698				
...	Travelers Lloyds of Texas Insurance Company (41564) *	Texas	75-1732040				
...	Travelers MGA, Inc.	Texas	75-2676034				
...	The Travelers Indemnity Company (25658) *	Connecticut	06-0566050				
...	Arch Street North LLC	Delaware	06-0566050				
...	The Charter Oak Fire Insurance Company (25615) *	Connecticut	06-0291290				
...	Countersignature Agency, Inc.	Florida	06-1345091				
...	First Floridian Auto and Home Insurance Company (10647) *	Florida	59-3372141				
...	First Trenton Indemnity Company (29930) *	Connecticut	22-3129711				
...	Gulf Underwriters Insurance Company (42811) *	Connecticut	56-1371361				
...	Select Insurance Company (22233) *	Texas	75-6013697				
...	Travelers Casualty and Surety Company of Europe, Limited *	United Kingdom					
...	Commercial Guaranty Insurance Company (38385) *	Delaware	75-1679830				
...	Crystal Brook, LLC	Delaware	06-0566050				
...	Durham Holding, LLC	Delaware	06-0566050				
...	Sutton Holdeo, LLC	Delaware	06-0566050				
...	Cadet Limited, LLC	Delaware	06-0566050				
...	Arrowhead Company, LLC	Delaware	06-0566050				
...	Eastern Asset, LLC	Delaware	06-0566050				
...	Jupiter Holdings, Inc.	Minnesota	41-1769846				
...	American Equity Insurance Company (43117) *	Arizona	86-0703220				
...	American Equity Specialty Insurance Company (10819) *	Connecticut	86-0868106				
...	Northland Insurance Company (24015) *	Connecticut	41-6009967				
...	Northfield Insurance Company (27987) *	Iowa	41-0983992				
...	Northland Casualty Company (24031) *	Connecticut	94-6051964				
...	Northland Risk Management Services, Inc.	Minnesota	41-1720288				
...	Travelers Indemnity U.K. Investments LLC	Connecticut	06-0566050				
...	TPC U.K. Investments LLC	Delaware	06-0566050				
...	The Phoenix Insurance Company (25623) *	Connecticut	06-0303275				
...	The Travelers Indemnity Company of America (25666) *	Connecticut	58-6020487				
...	The Travelers Indemnity Company of Connecticut (25682) *	Connecticut	06-0336212				
...	Travelers Property Casualty Company of America (25674) *	Connecticut	36-2719165				
...	American Marine Management Services, Inc. (47.5%)	New York	13-2743602				
...	American Marine Claims & Adjusting Services, Inc.	New York	30-0510298				
...	Constitution State Services, LLC	Delaware	06-1501229				
...	Phoenix UK Investments LLC	Delaware	06-0303275				
...	The Premier Insurance Company of Massachusetts (12850) *	Massachusetts	04-3175569				
...	TravCo Insurance Company (28188) *	Connecticut	35-1838077				
...	TINDY Foreign, Inc	Delaware	20-4403403				

Notes:

* Denotes affiliated insurer

Unless otherwise stated, subsidiaries listed above are 100% owned by respective parent

SCHEDULE Y

PART 1A - DETAIL OF INSURANCE HOLDING COMPANY SYSTEM

1	2	3	4	5	6	7	8	9	10	11	12	13	14	15
Group Code	Group Name	NAIC Company Code	Federal ID Number	Federal RSSD	CIK	Name of Securities Exchange if Publicly Traded (U.S. or International)	Names of Parent, Subsidiaries or Affiliates	Domiciliary Location	Relationship to Reporting Entity	Directly Controlled by (Name of Entity/Person)	Type of Control (Ownership Board, Management Attorney-in-Fact, Influence, Other)	If Control is Ownership Provide Percentage	Ultimate Controlling Entity(ies)/Person(s)	*
Members														
3548.....	The Travelers Companies, Inc.....	00000.....	41-0518860		0000086312	NYSE.....	The Travelers Companies, Inc.....	MN.....	UIP.....		0.000		
3548.....	The Travelers Companies, Inc.....	24767.....	41-0406690				St. Paul Fire and Marine Insurance Company.....	CT.....	IA.....	The Travelers Companies, Inc.....	O/B/M.....100.000	The Travelers Companies, Inc.....	
3548.....	The Travelers Companies, Inc.....	24791.....	41-0881659				St. Paul Mercury Insurance Company.....	CT.....	IA.....	St. Paul Fire and Marine Insurance Company.....	O/B/M.....100.000	The Travelers Companies, Inc.....	
3548.....	The Travelers Companies, Inc.....	24775.....	41-0963301				St. Paul Guardian Insurance Company.....	CT.....	IA.....	St. Paul Fire and Marine Insurance Company.....	O/B/M.....100.000	The Travelers Companies, Inc.....	
3548.....	The Travelers Companies, Inc.....	40967.....	41-1419276				St. Paul Fire and Casualty Insurance Company.....	WI.....	IA.....	St. Paul Fire and Marine Insurance Company.....	O/B/M.....100.000	The Travelers Companies, Inc.....	
3548.....	The Travelers Companies, Inc.....	30481.....	41-1230819				St. Paul Surplus Lines Insurance Company.....	DE.....	IA.....	St. Paul Fire and Marine Insurance Company.....	O/B/M.....100.000	The Travelers Companies, Inc.....	
3548.....	The Travelers Companies, Inc.....	41769.....	41-1435765				The Travelers Casualty Company.....	CT.....	IA.....	St. Paul Fire and Marine Insurance Company.....	O/B/M.....100.000	The Travelers Companies, Inc.....	
3548.....	The Travelers Companies, Inc.....	41750.....	41-1435766				Travelers Constitution State Insurance Company.....	CT.....	IA.....	St. Paul Fire and Marine Insurance Company.....	O/B/M.....100.000	The Travelers Companies, Inc.....	
3548.....	The Travelers Companies, Inc.....	00000.....	51-0375653				Northbrook Holdings, Inc.....	DE.....	NIA.....	St. Paul Fire and Marine Insurance Company.....	O/B/M.....100.000	The Travelers Companies, Inc.....	
3548.....	The Travelers Companies, Inc.....	36463.....	36-2999370				Discover Property & Casualty Insurance Company.....	IL.....	IA.....	Northbrook Holdings, Inc.....	O/B/M.....100.000	The Travelers Companies, Inc.....	
3548.....	The Travelers Companies, Inc.....	19224.....	36-2542404				St. Paul Protective Insurance Company.....	IL.....	IA.....	Northbrook Holdings, Inc.....	O/B/M.....100.000	The Travelers Companies, Inc.....	
3548.....	The Travelers Companies, Inc.....	10213.....	52-1925132				Discover Specialty Insurance Company.....	IL.....	IA.....	St. Paul Fire and Marine Insurance Company.....	O/B/M.....100.000	The Travelers Companies, Inc.....	
3548.....	The Travelers Companies, Inc.....	25887.....	52-0515280				United States Fidelity and Guaranty Company.....	CT.....	IA.....	St. Paul Fire and Marine Insurance Company.....	O/B/M.....100.000	The Travelers Companies, Inc.....	
3548.....	The Travelers Companies, Inc.....	25879.....	52-0616768				Fidelity and Guaranty Insurance Underwriters, Inc.....	WI.....	IA.....	United States Fidelity and Guaranty Company.....	O/B/M.....100.000	The Travelers Companies, Inc.....	
3548.....	The Travelers Companies, Inc.....	35386.....	42-1091525				Fidelity and Guaranty Insurance Company.....	IA.....	IA.....	United States Fidelity and Guaranty Company.....	O/B/M.....100.000	The Travelers Companies, Inc.....	
3548.....	The Travelers Companies, Inc.....	00000.....	52-1551225				Laurel Village Fidelity Realty, Inc.....	MD.....	NIA.....	United States Fidelity and Guaranty Company.....	O/B/M.....100.000	The Travelers Companies, Inc.....	
3548.....	The Travelers Companies, Inc.....	00000.....	41-1616702				Laurel Village Joint Venture Partnership.....	MN.....	NIA.....	Laurel Village Fidelity Realty, Inc.....	O/M.....50.000	The Travelers Companies, Inc.....	0100.....
3548.....	The Travelers Companies, Inc.....	00000.....	41-1542260				Laurel Village I Limited Partnership.....	MN.....	NIA.....	Laurel Village Joint Venture Partnership.....	O/M.....99.000	The Travelers Companies, Inc.....	
3548.....	The Travelers Companies, Inc.....	00000.....	41-1542261				Laurel Village II Limited Partnership.....	MN.....	NIA.....	Laurel Village Joint Venture Partnership.....	O/M.....99.000	The Travelers Companies, Inc.....	
3548.....	The Travelers Companies, Inc.....	00000.....	41-1542263				Laurel Village III Limited Partnership.....	MN.....	NIA.....	Laurel Village Joint Venture Partnership.....	O/M.....99.000	The Travelers Companies, Inc.....	
3548.....	The Travelers Companies, Inc.....	00000.....	41-1542264				Laurel Village IV Limited Partnership.....	MN.....	NIA.....	Laurel Village Joint Venture Partnership.....	O/M.....99.000	The Travelers Companies, Inc.....	
3548.....	The Travelers Companies, Inc.....	00000.....	41-1542266				Laurel Village Tower A Limited Partnership.....	MN.....	NIA.....	Laurel Village Joint Venture Partnership.....	O/M.....99.000	The Travelers Companies, Inc.....	
3548.....	The Travelers Companies, Inc.....	00000.....	41-1593312				Laurel Village Tower B Limited Partnership.....	MN.....	NIA.....	Laurel Village Joint Venture Partnership.....	O/M.....99.000	The Travelers Companies, Inc.....	
3548.....	The Travelers Companies, Inc.....	00000.....	41-1542267				Laurel Village Tower C Limited Partnership.....	MN.....	NIA.....	Laurel Village Joint Venture Partnership.....	O/M.....99.000	The Travelers Companies, Inc.....	
3548.....	The Travelers Companies, Inc.....	00000.....	41-1542255				Laurel Village Swinford Limited Partnership.....	MN.....	NIA.....	Laurel Village Joint Venture Partnership.....	O/M.....99.000	The Travelers Companies, Inc.....	
3548.....	The Travelers Companies, Inc.....	00000.....	52-1704255				USF&G Retail Associates GP, Inc.....	MD.....	NIA.....	United States Fidelity and Guaranty Company.....	O/B/M.....100.000	The Travelers Companies, Inc.....	
3548.....	The Travelers Companies, Inc.....	00000.....	52-1704256				USF&G/Fidelity Retail Associates Limited Partnership	MD.....	NIA.....	USF&G Retail Associates GP, Inc.....	O/M.....1.000	The Travelers Companies, Inc.....	0101.....
3548.....	The Travelers Companies, Inc.....	00000.....	52-1704256				USF&G/Fidelity Retail Associates Limited Partnership	MD.....	NIA.....	United States Fidelity and Guaranty Company.....	O.....83.950	The Travelers Companies, Inc.....	0101.....
3548.....	The Travelers Companies, Inc.....	00000.....	52-1852190				BMR Sports Properties, Inc.....	MD.....	NIA.....	United States Fidelity and Guaranty Company.....	O/B/M.....100.000	The Travelers Companies, Inc.....	
3548.....	The Travelers Companies, Inc.....	00000.....	52-1573778				Black Mountain Ranch Limited Partnership.....	MD.....	NIA.....	BMR Sports Properties, Inc.....	O/M.....1.000	The Travelers Companies, Inc.....	0102.....
3548.....	The Travelers Companies, Inc.....	00000.....	52-1573778				Black Mountain Ranch Limited Partnership.....	MD.....	NIA.....	St. Paul Fire and Marine Insurance Company.....	O.....85.000	The Travelers Companies, Inc.....	0102.....
3548.....	The Travelers Companies, Inc.....	00000.....	52-2073764				MMI Capital Trust I.....	DE.....	NIA.....	St. Paul Fire and Marine Insurance Company.....	O/M.....100.000	The Travelers Companies, Inc.....	

Q12

SCHEDULE Y

PART 1A - DETAIL OF INSURANCE HOLDING COMPANY SYSTEM

1	2	3	4	5	6	7	8	9	10	11	12	13	14	15
Group Code	Group Name	NAIC Company Code	Federal ID Number	Federal RSSD	CIK	Name of Securities Exchange if Publicly Traded (U.S. or International)	Names of Parent, Subsidiaries or Affiliates	Domiciliary Location	Relationship to Reporting Entity	Directly Controlled by (Name of Entity/Person)	Type of Control (Ownership Board, Management Attorney-in-Fact, Influence, Other)	If Control is Ownership Provide Percentage	Ultimate Controlling Entity(ies)/Person(s)	*
3548	The Travelers Companies, Inc.	00000	41-0406690				Promenade Partners, LLC	DE	NIA	St. Paul Fire and Marine Insurance Company	O/M	100.000	The Travelers Companies, Inc.	
3548	The Travelers Companies, Inc.	00000	52-1953822				USF&G Capital I	DE	NIA	St. Paul Fire and Marine Insurance Company	O/M	100.000	The Travelers Companies, Inc.	
3548	The Travelers Companies, Inc.	00000	52-2044075				USF&G Capital III	DE	NIA	St. Paul Fire and Marine Insurance Company	O/M	100.000	The Travelers Companies, Inc.	
3548	The Travelers Companies, Inc.	00000	41-0406690				350 Market Street, LLC	DE	NIA	St. Paul Fire and Marine Insurance Company	O/M	100.000	The Travelers Companies, Inc.	
3548	The Travelers Companies, Inc.	00000					UA Combined Investment Company Limited	GBR	NIA	St. Paul Fire and Marine Insurance Company	O/B	67.000	The Travelers Companies, Inc.	0103
3548	The Travelers Companies, Inc.	00000					Jago Dedicated Limited	GBR	NIA	UA Combined Investment Company Limited	O/B	88.900	The Travelers Companies, Inc.	0104
3548	The Travelers Companies, Inc.	00000					Jago Dedicated Limited	GBR	NIA	St. Paul Fire and Marine Insurance Company	O/B	11.100	The Travelers Companies, Inc.	0104
3548	The Travelers Companies, Inc.	00000					Travelers Special Services Limited	GBR	NIA	St. Paul Fire and Marine Insurance Company	O/B	100.000	The Travelers Companies, Inc.	
3548	The Travelers Companies, Inc.	00000	20-3033027				Yonkers Financing Corp.	DE	NIA	St. Paul Fire and Marine Insurance Company	O/B/M	100.000	The Travelers Companies, Inc.	
3548	The Travelers Companies, Inc.	00000	52-1735211				Castle Pines Fidelity Realty, Inc.	MD	NIA	St. Paul Fire and Marine Insurance Company	O/B/M	100.000	The Travelers Companies, Inc.	
3548	The Travelers Companies, Inc.	00000	52-1735213				Castle Pines Fidelity Associates Limited Partnership	MD	NIA	Castle Pines Fidelity Realty, Inc.	O/M	1.000	The Travelers Companies, Inc.	0105
3548	The Travelers Companies, Inc.	00000	52-1631820				Fidelity Castle Pines Limited Partnership	MD	NIA	Castle Pines Fidelity Associates Limited Partnership	O/M	50.000	The Travelers Companies, Inc.	0106
3548	The Travelers Companies, Inc.	00000	52-1735213				Castle Pines Fidelity Associates Limited Partnership	MD	NIA	St. Paul Fire and Marine Insurance Company	O	99.000	The Travelers Companies, Inc.	0105
3548	The Travelers Companies, Inc.	00000	52-1466734				English Turn Fidelity Realty, Inc.	MD	NIA	St. Paul Fire and Marine Insurance Company	O/B/M	100.000	The Travelers Companies, Inc.	
3548	The Travelers Companies, Inc.	00000	59-2635727				English Turn Limited Partnership	MD	NIA	English Turn Fidelity Realty, Inc.	O/M	99.000	The Travelers Companies, Inc.	0107
3548	The Travelers Companies, Inc.	00000	59-2709441				Fidelity English Turn Club General Partnership	MD	NIA	English Turn Fidelity Realty, Inc.	O/M	99.000	The Travelers Companies, Inc.	0108
3548	The Travelers Companies, Inc.	00000	59-2635727				English Turn Limited Partnership	MD	NIA	St. Paul Fire and Marine Insurance Company	O	1.000	The Travelers Companies, Inc.	0107
3548	The Travelers Companies, Inc.	00000	52-1715225				English Turn Realty Management, Inc.	MD	NIA	St. Paul Fire and Marine Insurance Company	O/B/M	100.000	The Travelers Companies, Inc.	
3548	The Travelers Companies, Inc.	00000	59-2709441				Fidelity English Turn Club General Partnership	MD	NIA	English Turn Realty Management, Inc.	O/B/M	1.000	The Travelers Companies, Inc.	0108
3548	The Travelers Companies, Inc.	00000	41-1762781				Camperdown Corporation	DE	NIA	The Travelers Companies, Inc.	O/B	100.000	The Travelers Companies, Inc.	
3548	The Travelers Companies, Inc.	00000	41-1888760				SPC Insurance Agency, Inc.	MN	NIA	The Travelers Companies, Inc.	O/B/M	100.000	The Travelers Companies, Inc.	
3548	The Travelers Companies, Inc.	00000					Aprilgrange Limited	GBR	NIA	The Travelers Companies, Inc.	O/B	100.000	The Travelers Companies, Inc.	
3548	The Travelers Companies, Inc.	00000					F&G U.K. Underwriters Limited	GBR	NIA	The Travelers Companies, Inc.	O/B	100.000	The Travelers Companies, Inc.	
3548	The Travelers Companies, Inc.	00000					Travelers Underwriting Agency Limited	GBR	NIA	The Travelers Companies, Inc.	O/B	100.000	The Travelers Companies, Inc.	
3548	The Travelers Companies, Inc.	00000					Travelers Syndicate Management Limited	GBR	NIA	The Travelers Companies, Inc.	O/B	100.000	The Travelers Companies, Inc.	
3548	The Travelers Companies, Inc.	00000					Travelers Asia Pte. Ltd.	SGP	NIA	Travelers Syndicate Management Limited	Board	0.000	The Travelers Companies, Inc.	
3548	The Travelers Companies, Inc.	00000					St. Paul Surety Europe Limited	GBR	NIA	The Travelers Companies, Inc.	O/B	100.000	The Travelers Companies, Inc.	
3548	The Travelers Companies, Inc.	00000					Travelers Corporate Trustee Ltd	GBR	NIA	The Travelers Companies, Inc.	O/B	100.000	The Travelers Companies, Inc.	
3548	The Travelers Companies, Inc.	00000					Travelers London Limited	GBR	NIA	The Travelers Companies, Inc.	O/B	100.000	The Travelers Companies, Inc.	
3548	The Travelers Companies, Inc.	00000					Solicitors Professional Indemnity Limited	GBR	NIA	Travelers London Limited	Board	0.000	The Travelers Companies, Inc.	
3548	The Travelers Companies, Inc.	00000	41-1880024				St. Paul London Properties, Inc.	MN	NIA	The Travelers Companies, Inc.	Board	0.000	The Travelers Companies, Inc.	
3548	The Travelers Companies, Inc.	00000	52-1965525				TCI Global Services, Inc.	DE	NIA	The Travelers Companies, Inc.	O/B/M	100.000	The Travelers Companies, Inc.	
3548	The Travelers Companies, Inc.	00000					Travelers Management Limited	GBR	NIA	The Travelers Companies, Inc.	O/B	100.000	The Travelers Companies, Inc.	
3548	The Travelers Companies, Inc.	00000	AA-1121375				Travelers Insurance Company Limited	GBR	IA	The Travelers Companies, Inc.	O/B	100.000	The Travelers Companies, Inc.	

Q12.1

SCHEDULE Y

PART 1A - DETAIL OF INSURANCE HOLDING COMPANY SYSTEM

1	2	3	4	5	6	7	8	9	10	11	12	13	14	15
Group Code	Group Name	NAIC Company Code	Federal ID Number	Federal RSSD	CIK	Name of Securities Exchange if Publicly Traded (U.S. or International)	Names of Parent, Subsidiaries or Affiliates	Domiciliary Location	Relationship to Reporting Entity	Directly Controlled by (Name of Entity/Person)	Type of Control (Ownership Board, Management Attorney-in-Fact, Influence, Other)	If Control is Ownership Provide Percentage	Ultimate Controlling Entity(ies)/Person(s)	*
3548.....	The Travelers Companies, Inc.....	00000.....					Travelers Professional Risks Limited.....	GBR.....	NIA.....	Travelers Insurance Company Limited.....	O/B.....	...100.000	The Travelers Companies, Inc.....	
3548.....	The Travelers Companies, Inc.....	00000.....	06-1008174				Travelers Property Casualty Corp.....	CT.....	UIP.....	The Travelers Companies, Inc.....	O/B/M.....	...100.000	The Travelers Companies, Inc.....	
3548.....	The Travelers Companies, Inc.....	00000.....	06-0566030				Constitution Plaza, Inc.....	CT.....	NIA.....	Travelers Property Casualty Corp.....	O/B/M.....	...100.000	The Travelers Companies, Inc.....	
3548.....	The Travelers Companies, Inc.....	00000.....	06-1445591				Travelers Insurance Group Holdings Inc.....	DE.....	UDP.....	Travelers Property Casualty Corp.....	O/B/M.....	...100.000	The Travelers Companies, Inc.....	
3548.....	The Travelers Companies, Inc.....	19070.....	06-6033509				The Standard Fire Insurance Company.....	CT.....		Travelers Insurance Group Holdings Inc.....	O/B/M.....	...100.000	The Travelers Companies, Inc.....	
3548.....	The Travelers Companies, Inc.....	00000.....	06-6033509				Standard Fire Properties, LLC.....	DE.....	DS.....	The Standard Fire Insurance Company.....	O/M.....	...100.000	The Travelers Companies, Inc.....	
3548.....	The Travelers Companies, Inc.....	00000.....	94-3097171				Bayhill Restaurant II Associates.....	CA.....	DS.....	Standard Fire Properties, LLC.....	O.....	...50.000	The Travelers Companies, Inc.....	0109.....
3548.....	The Travelers Companies, Inc.....	00000.....	06-6033509				Standard Fire UK Investments, LLC.....	DE.....	DS.....	The Standard Fire Insurance Company.....	O/M.....	...100.000	The Travelers Companies, Inc.....	
3548.....	The Travelers Companies, Inc.....	19062.....	06-0848755				The Automobile Insurance Company of Hartford, Connecticut	CT.....	DS.....	The Standard Fire Insurance Company.....	O/B/M.....	...100.000	The Travelers Companies, Inc.....	
3548.....	The Travelers Companies, Inc.....	00000.....	06-0848755				Auto Hartford Investments, LLC.....	DE.....	DS.....	The Automobile Insurance Company of Hartford, Connecticut	O/M.....	...100.000	The Travelers Companies, Inc.....	
3548.....	The Travelers Companies, Inc.....	36145.....	06-1286264				Travelers Personal Security Insurance Company...	CT.....	DS.....	The Standard Fire Insurance Company.....	O/B/M.....	...100.000	The Travelers Companies, Inc.....	
3548.....	The Travelers Companies, Inc.....	36161.....	06-1286274				Travelers Property Casualty Insurance Company...	CT.....	DS.....	The Standard Fire Insurance Company.....	O/B/M.....	...100.000	The Travelers Companies, Inc.....	
3548.....	The Travelers Companies, Inc.....	38130.....	36-3703200				Travelers Personal Insurance Company.....	CT.....	DS.....	The Standard Fire Insurance Company.....	O/B/M.....	...100.000	The Travelers Companies, Inc.....	
3548.....	The Travelers Companies, Inc.....	00000.....	27-4469564				Travelers Texas MGA, Inc.....	TX.....	DS.....	The Standard Fire Insurance Company.....	O/B/M.....	...100.000	The Travelers Companies, Inc.....	
3548.....	The Travelers Companies, Inc.....	00000.....	06-6033509				Oregon Evergreen Investor I, LLC.....	DE.....	DS.....	The Standard Fire Insurance Company.....	O/M.....	...100.000	The Travelers Companies, Inc.....	
3548.....	The Travelers Companies, Inc.....	00000.....	61-1639956				Lone Rock Timber Investments I, LLC.....	DE.....	DS.....	Oregon Evergreen Investor I, LLC.....	O.....	...75.000	The Travelers Companies, Inc.....	0110.....
3548.....	The Travelers Companies, Inc.....	00000.....	98-0190863				Travelers (Bermuda) Limited.....	BMU.....	IA.....	Travelers Insurance Group Holdings, Inc.....	O/B/M.....	...100.000	The Travelers Companies, Inc.....	
3548.....	The Travelers Companies, Inc.....	00000.....	20-4312440				Travelers Lloyds Management Company.....	TX.....	NIA.....	Travelers Insurance Group Holdings, Inc.....	O/B/M.....	...100.000	The Travelers Companies, Inc.....	
3548.....	The Travelers Companies, Inc.....	00000.....	06-1534005				TPC Investments Inc.....	CT.....	NIA.....	Travelers Insurance Group Holdings, Inc.....	O/B/M.....	...100.000	The Travelers Companies, Inc.....	
3548.....	The Travelers Companies, Inc.....	19038.....	06-6033504				Travelers Casualty and Surety Company.....	CT.....	IA.....	Travelers Insurance Group Holdings, Inc.....	O/B/M.....	...100.000	The Travelers Companies, Inc.....	
3548.....	The Travelers Companies, Inc.....	41483.....	06-1067463				Farmington Casualty Company.....	CT.....	IA.....	Travelers Casualty and Surety Company.....	O/B/M.....	...100.000	The Travelers Companies, Inc.....	
3548.....	The Travelers Companies, Inc.....	00000.....					Travelers Insurance Company of Canada.....	CAN.....	IA.....	Travelers Casualty and Surety Company.....	O/B/M.....	...100.000	The Travelers Companies, Inc.....	
3548.....	The Travelers Companies, Inc.....	00000.....					Coronation Insurance Company Limited.....	CAN.....	IA.....	Travelers Insurance Company of Canada.....	O/B/M.....	...100.000	The Travelers Companies, Inc.....	
3548.....	The Travelers Companies, Inc.....	31194.....	06-0907370				Travelers Casualty and Surety Company of America	CT.....	IA.....	Travelers Casualty and Surety Company.....	O/B/M.....	...100.000	The Travelers Companies, Inc.....	
3548.....	The Travelers Companies, Inc.....	00000.....	06-0907370				Travelers Brazil Holding LLC.....	DE.....	NIA.....	Travelers Casualty and Surety Company of America	O/B/M.....	...100.000	The Travelers Companies, Inc.....	
3548.....	The Travelers Companies, Inc.....	00000.....	06-0907370				Travelers Brazil Acquisition LLC.....	DE.....	NIA.....	Travelers Brazil Holding, LLC.....	O/B/M.....	...100.000	The Travelers Companies, Inc.....	
3548.....	The Travelers Companies, Inc.....	00000.....					J. Malucelli Participações em Seguros e Resseguros S.A. ("Holdco")	BRA.....	NIA.....	Travelers Brazil Acquisition LLC.....	O/B.....	...49.500	The Travelers Companies, Inc.....	0111.....
3548.....	The Travelers Companies, Inc.....	00000.....					J. Malucelli Resseguradora S.A.....	BRA.....	IA.....	J. Malucelli Participações em Seguros e Resseguros S.A.	O/B.....	...100.000	The Travelers Companies, Inc.....	0111.....
3548.....	The Travelers Companies, Inc.....	00000.....					J. Malucelli Controle de Riscos Ltda.....	BRA.....	NIA.....	J. Malucelli Resseguradora S.A.....	O/B.....	...0.010	The Travelers Companies, Inc.....	0111.....
3548.....	The Travelers Companies, Inc.....	00000.....					J. Malucelli Seguradora S.A.....	BRA.....	IA.....	J. Malucelli Participações em Seguros e Resseguros S.A.	O/B.....	...100.000	The Travelers Companies, Inc.....	0111.....

Q12.2

SCHEDULE Y

PART 1A - DETAIL OF INSURANCE HOLDING COMPANY SYSTEM

1	2	3	4	5	6	7	8	9	10	11	12	13	14	15
Group Code	Group Name	NAIC Company Code	Federal ID Number	Federal RSSD	CIK	Name of Securities Exchange if Publicly Traded (U.S. or International)	Names of Parent, Subsidiaries or Affiliates	Domiciliary Location	Relationship to Reporting Entity	Directly Controlled by (Name of Entity/Person)	Type of Control (Ownership Board, Management Attorney-in-Fact, Influence, Other)	If Control is Ownership Provide Percentage	Ultimate Controlling Entity(ies)/Person(s)	*
3548.....	The Travelers Companies, Inc.....	00000.....					J. Malucelli Controle de Riscos Ltda.....	BRA.....	NIA.....	J. Malucelli Seguradora S.A.....	O/B.....	...99.900	The Travelers Companies, Inc.....	0111.....
3548.....	The Travelers Companies, Inc.....	00000.....					J. Malucelli Seguros S.A.....	BRA.....	IA.....	J. Malucelli Participações em Seguros e Resseguros S.A.	O/B.....	...100.000	The Travelers Companies, Inc.....	0111.....
3548.....	The Travelers Companies, Inc.....	19046.....	06-0876835				Travelers Casualty Insurance Company of America	CT.....	IA.....	Travelers Casualty and Surety Company.....	O/B/M.....	...100.000	The Travelers Companies, Inc.....	
3548.....	The Travelers Companies, Inc.....	36170.....	06-1286266				Travelers Casualty Company of Connecticut.....	CT.....	IA.....	Travelers Casualty and Surety Company.....	O/B/M.....	...100.000	The Travelers Companies, Inc.....	
3548.....	The Travelers Companies, Inc.....	00000.....	06-6033504				Travelers Casualty UK Investments LLC.....	DE.....	NIA.....	Travelers Casualty and Surety Company.....	O/M.....	...100.000	The Travelers Companies, Inc.....	
3548.....	The Travelers Companies, Inc.....	36137.....	06-1286268				Travelers Commercial Insurance Company.....	CT.....	IA.....	Travelers Casualty and Surety Company.....	O/B/M.....	...100.000	The Travelers Companies, Inc.....	
3548.....	The Travelers Companies, Inc.....	29696.....	06-1203698				Travelers Excess and Surplus Lines Company.....	CT.....	IA.....	Travelers Casualty and Surety Company.....	O/B/M.....	...100.000	The Travelers Companies, Inc.....	
3548.....	The Travelers Companies, Inc.....	41564.....	75-1732040				Travelers Lloyds of Texas Insurance Company.....	TX.....	IA.....	Travelers Casualty and Surety Company.....	O/M/A.....	...100.000	The Travelers Companies, Inc.....	
3548.....	The Travelers Companies, Inc.....	00000.....	75-2676034				Travelers MGA, Inc.....	TX.....	NIA.....	Travelers Casualty and Surety Company.....	O/B/M.....	...100.000	The Travelers Companies, Inc.....	
3548.....	The Travelers Companies, Inc.....	25658.....	06-0566050				The Travelers Indemnity Company.....	CT.....	IA.....	The Travelers Indemnity Company.....	O/B/M.....	...100.000	The Travelers Companies, Inc.....	
3548.....	The Travelers Companies, Inc.....	00000.....	06-0566050				Arch Street North LLC.....	DE.....	NIA.....	The Travelers Indemnity Company.....	O/M.....	...100.000	The Travelers Companies, Inc.....	
3548.....	The Travelers Companies, Inc.....	25615.....	06-0291290				The Charter Oak Fire Insurance Company.....	CT.....	IA.....	The Travelers Indemnity Company.....	O/B/M.....	...100.000	The Travelers Companies, Inc.....	
3548.....	The Travelers Companies, Inc.....	00000.....	06-1345091				Countersignature Agency, Inc.....	FL.....	NIA.....	The Travelers Indemnity Company.....	O/B/M.....	...100.000	The Travelers Companies, Inc.....	
3548.....	The Travelers Companies, Inc.....	10647.....	59-3372141				First Floridian Auto and Home Insurance Company	FL.....	IA.....	The Travelers Indemnity Company.....	O/B/M.....	...100.000	The Travelers Companies, Inc.....	
3548.....	The Travelers Companies, Inc.....	29930.....	22-3129711				First Trenton Indemnity Company.....	CT.....	IA.....	The Travelers Indemnity Company.....	O/B/M.....	...100.000	The Travelers Companies, Inc.....	
3548.....	The Travelers Companies, Inc.....	42811.....	56-1371361				Gulf Underwriters Insurance Company.....	CT.....	IA.....	The Travelers Indemnity Company.....	O/B/M.....	...100.000	The Travelers Companies, Inc.....	
3548.....	The Travelers Companies, Inc.....	22233.....	75-6013697				Select Insurance Company.....	TX.....	IA.....	The Travelers Indemnity Company.....	O/B/M.....	...100.000	The Travelers Companies, Inc.....	
3548.....	The Travelers Companies, Inc.....	00000.....					Travelers Casualty and Surety Company of Europe, Limited	GBR.....	IA.....	The Travelers Indemnity Company.....	O/B/M.....	...100.000	The Travelers Companies, Inc.....	
3548.....	The Travelers Companies, Inc.....	38385.....	75-1679830				Commercial Guaranty Insurance Company.....	DE.....	IA.....	The Travelers Indemnity Company.....	O/B/M.....	...100.000	The Travelers Companies, Inc.....	
3548.....	The Travelers Companies, Inc.....	00000.....	06-0566050				Crystal Brook, LLC.....	DE.....	NIA.....	The Travelers Indemnity Company.....	O/B/M.....	...100.000	The Travelers Companies, Inc.....	
3548.....	The Travelers Companies, Inc.....	00000.....	06-0566050				Durham Holding, LLC.....	DE.....	NIA.....	Crystal Brook, LLC.....	O/B/M.....	...100.000	The Travelers Companies, Inc.....	
3548.....	The Travelers Companies, Inc.....	00000.....	06-0566050				Sutton Holdco, LLC.....	DE.....	NIA.....	The Travelers Indemnity Company.....	O/B/M.....	...100.000	The Travelers Companies, Inc.....	
3548.....	The Travelers Companies, Inc.....	00000.....	06-0566050				Cadet Limited, LLC.....	DE.....	NIA.....	Sutton Holdco, LLC.....	O/B/M.....	...100.000	The Travelers Companies, Inc.....	
3548.....	The Travelers Companies, Inc.....	00000.....	06-0566050				Arrowhead Company, LLC.....	DE.....	NIA.....	The Travelers Indemnity Company.....	O/B/M.....	...100.000	The Travelers Companies, Inc.....	
3548.....	The Travelers Companies, Inc.....	00000.....	06-0566050				Eastern Asset, LLC.....	DE.....	NIA.....	Arrowhead Company, LLC.....	O/B/M.....	...100.000	The Travelers Companies, Inc.....	
3548.....	The Travelers Companies, Inc.....	00000.....	41-1769846				Jupiter Holdings, Inc.....	MN.....	NIA.....	The Travelers Indemnity Company.....	O/B/M.....	...100.000	The Travelers Companies, Inc.....	
3548.....	The Travelers Companies, Inc.....	43117.....	86-0703220				American Equity Insurance Company.....	AZ.....	IA.....	Jupiter Holdings, Inc.....	O/B/M.....	...100.000	The Travelers Companies, Inc.....	
3548.....	The Travelers Companies, Inc.....	10819.....	86-0868106				American Equity Specialty Insurance Company.....	CT.....	IA.....	American Equity Insurance Company.....	O/B/M.....	...100.000	The Travelers Companies, Inc.....	
3548.....	The Travelers Companies, Inc.....	24015.....	41-6009967				Northland Insurance Company.....	CT.....	IA.....	Jupiter Holdings, Inc.....	O/B/M.....	...100.000	The Travelers Companies, Inc.....	
3548.....	The Travelers Companies, Inc.....	27987.....	41-0983992				Northfield Insurance Company.....	IA.....	IA.....	Northland Insurance Company.....	O/B/M.....	...100.000	The Travelers Companies, Inc.....	
3548.....	The Travelers Companies, Inc.....	24031.....	94-6051964				Northland Casualty Company.....	CT.....	IA.....	Northland Insurance Company.....	O/B/M.....	...100.000	The Travelers Companies, Inc.....	
3548.....	The Travelers Companies, Inc.....	00000.....	41-1720288				Northland Risk Management Services, Inc.....	MN.....	NIA.....	Jupiter Holdings, Inc.....	O/B/M.....	...100.000	The Travelers Companies, Inc.....	
3548.....	The Travelers Companies, Inc.....	00000.....	06-0566050				Travelers Indemnity U.K. Investments LLC.....	CT.....	NIA.....	The Travelers Indemnity Company.....	O/B/M.....	...100.000	The Travelers Companies, Inc.....	

Q12.3

SCHEDULE Y

PART 1A - DETAIL OF INSURANCE HOLDING COMPANY SYSTEM

1	2	3	4	5	6	7	8	9	10	11	12	13	14	15
Group Code	Group Name	NAIC Company Code	Federal ID Number	Federal RSSD	CIK	Name of Securities Exchange if Publicly Traded (U.S. or International)	Names of Parent, Subsidiaries or Affiliates	Domiciliary Location	Relationship to Reporting Entity	Directly Controlled by (Name of Entity/Person)	Type of Control (Ownership Board, Management Attorney-in-Fact, Influence, Other)	If Control is Ownership Provide Percentage	Ultimate Controlling Entity(ies)/Person(s)	*
3548	The Travelers Companies, Inc.	00000	06-0566050				TPC U.K. Investments LLC	DE	NIA	The Travelers Indemnity Company	O/B/M	100.000	The Travelers Companies, Inc.	
3548	The Travelers Companies, Inc.	25623	06-0303275				The Phoenix Insurance Company	CT	IA	The Travelers Indemnity Company	O/B/M	100.000	The Travelers Companies, Inc.	
3548	The Travelers Companies, Inc.	25666	58-6020487				The Travelers Indemnity Company of America	CT	IA	The Phoenix Insurance Company	O/B/M	100.000	The Travelers Companies, Inc.	
3548	The Travelers Companies, Inc.	25682	06-0336212				The Travelers Indemnity Company of Connecticut	CT	IA	The Phoenix Insurance Company	O/B/M	100.000	The Travelers Companies, Inc.	
3548	The Travelers Companies, Inc.	25674	36-2719165				Travelers Property Casualty Company of America	CT	IA	The Phoenix Insurance Company	O/B/M	100.000	The Travelers Companies, Inc.	
3548	The Travelers Companies, Inc.	00000	13-2743602				American Marine Management Services, Inc.	NY	OTH	Travelers Property Casualty Company of America	O/B	47.500	The Travelers Companies, Inc.	0112
3548	The Travelers Companies, Inc.	00000	30-0510298				American Marine Claims & Adjusting Services, Inc.	NY	OTH	American Marine Management Services, Inc.	O/B	100.000	The Travelers Companies, Inc.	0113
3548	The Travelers Companies, Inc.	00000	06-1501229				Constitution State Services LLC	DE	NIA	The Phoenix Insurance Company	O/M	100.000	The Travelers Companies, Inc.	
3548	The Travelers Companies, Inc.	00000	06-0303275				Phoenix UK Investments LLC	DE	NIA	The Phoenix Insurance Company	O/M	100.000	The Travelers Companies, Inc.	
3548	The Travelers Companies, Inc.	12850	04-3175569				The Premier Insurance Company of Massachusetts	MA	IA	The Travelers Indemnity Company	O/B/M	100.000	The Travelers Companies, Inc.	
3548	The Travelers Companies, Inc.	28188	35-1838077				TravCo Insurance Company	CT	IA	The Travelers Indemnity Company	O/B/M	100.000	The Travelers Companies, Inc.	
3548	The Travelers Companies, Inc.	00000	20-4403403				TINDY Foreign, Inc.	DE	NIA	The Travelers Indemnity Company	O/B/M	100.000	The Travelers Companies, Inc.	
3548	The Travelers Companies, Inc.	40282	95-3634110				Travelers Commercial Casualty Company	CT	IA	The Travelers Indemnity Company	O/B/M	100.000	The Travelers Companies, Inc.	
3548	The Travelers Companies, Inc.	00000	62-1657094				Travelers Distribution Alliance, Inc.	DE	NIA	The Travelers Indemnity Company	O/B/M	100.000	The Travelers Companies, Inc.	
3548	The Travelers Companies, Inc.	00000	06-0566050				Travelers TLD, LLC	DE	NIA	The Travelers Indemnity Company	O/B/M	100.000	The Travelers Companies, Inc.	
3548	The Travelers Companies, Inc.	00000	06-0566050				Tiercel, LLC	DE	NIA	The Travelers Indemnity Company	O/B/M	100.000	The Travelers Companies, Inc.	
3548	The Travelers Companies, Inc.	00000	06-0566050				Redstart, LLC	DE	NIA	Tiercel, LLC	O/B/M	100.000	The Travelers Companies, Inc.	
3548	The Travelers Companies, Inc.	27998	35-1838079				The Travelers Home and Marine Insurance Company	CT	IA	The Travelers Indemnity Company	O/B/M	100.000	The Travelers Companies, Inc.	
3548	The Travelers Companies, Inc.	41262	76-0002592				The Travelers Lloyds Insurance Company	TX	IA	The Travelers Indemnity Company	O/M/A	100.000	The Travelers Companies, Inc.	
3548	The Travelers Companies, Inc.	00000	06-0566050				Travelers Marine, LLC	DE	NIA	The Travelers Indemnity Company	O/B/M	100.000	The Travelers Companies, Inc.	

Q12.4

Asterisk	Explanation
0100.	Laurel Village Joint Venture Partnership is 50% owned by an unrelated party with no current economic interest.
0101.	USF&G/Fidelity Retail Associates Limited Partnership is 83.95% owned by United State Fidelity and Guaranty Company 1% owned by USF&G Retail Associates GP, Inc.
0102.	Black Mountain Ranch Limited Partnership is 85% owned by St. Paul Fire and Marine Insurance Company and 1% owned by BMR Sports Properties, Inc.
0103.	St. Paul Fire and Marine Insurance Company has a 67% ownership and 80% economic interest of UA Combined Investment Company Limited.
0104.	Jago Dedicated Limited is 88.9% owned by UA Combined Investment Company Limited and 11.1% owned by St. Paul Fire and Marine Insurance Company
0105.	Castle Pines Fidelity Associates Limited Partnership is 99% owned by St. Paul Fire and Marine Insurance Company and 1% owned by Castle Pines Fidelity Realty, Inc.
0106.	Fidelity Castle Pines Limited Partnership is 50% owned by an unrelated party with no current economic interest.
0107.	English Turn Limited Partnership is 99% owned by English Turn Fidelity Realty, Inc. and 1% owned by St. Paul Fire and Marine Insurance Company.
0108.	Fidelity English Turn Club General Partnership is 99% owned by English Turn Fidelity Realty, Inc. and 1% owned by English Turn Realty Management, Inc.
0109.	Bayhill Restaurant II Associates is 50% owned by an unrelated party, which is the manager.

SCHEDULE Y

PART 1A - DETAIL OF INSURANCE HOLDING COMPANY SYSTEM

1	2	3	4	5	6	7	8	9	10	11	12	13	14	15
Group Code	Group Name	NAIC Company Code	Federal ID Number	Federal RSSD	CIK	Name of Securities Exchange if Publicly Traded (U.S. or International)	Names of Parent, Subsidiaries or Affiliates	Domiciliary Location	Relationship to Reporting Entity	Directly Controlled by (Name of Entity/Person)	Type of Control (Ownership Board, Management Attorney-in-Fact, Influence, Other)	If Control is Ownership Provide Percentage	Ultimate Controlling Entity(ies)/Person(s)	*
0110.	Lone Rock Timber Investments I, LLC's other 25% member and manager are unaffiliated with Travelers													
0111.	Control determination is based upon application of the last sentence of SSAP 25 paragraph 4.													
0112.	Ownership due to Travelers Property Casualty Company of America's participation interest as a subscriber in the American Hull Insurance Syndicate													
0113.	Ownership due to Travelers Property Casualty Company of America's participation interest as a subscriber in the American Hull Insurance Syndicate													

Q12.5

THE STANDARD FIRE INSURANCE COMPANY

PART 1 - LOSS EXPERIENCE

Lines of Business	Current Year to Date			4 Prior Year to Date Direct Loss Percentage
	1 Direct Premiums Earned	2 Direct Losses Incurred	3 Direct Loss Percentage	
1. Fire.....	6,043,036	2,649,550	43.8	45.8
2. Allied lines.....	60,827,528	391,373,060	643.4	15.6
3. Farmowners multiple peril.....	0	0	0.0	0.0
4. Homeowners multiple peril.....	139,466,775	57,348,050	41.1	59.1
5. Commercial multiple peril.....	17,989	215,613	1,198.6	(1,977.3)
6. Mortgage guaranty.....	0	0	0.0	0.0
8. Ocean marine.....	11,335,541	2,968,080	26.2	10.1
9. Inland marine.....	2,821,220	975,880	34.6	50.5
10. Financial guaranty.....	0	0	0.0	0.0
11.1. Medical professional liability - occurrence.....	0	2,888	0.0	0.0
11.2. Medical professional liability - claims-made.....	0	0	0.0	0.0
12. Earthquake.....	1,539,949	455	0.0	4.3
13. Group accident and health.....	0	0	0.0	0.0
14. Credit accident and health.....	0	0	0.0	0.0
15. Other accident and health.....	0	0	0.0	0.0
16. Workers' compensation.....	39,087,527	15,009,194	38.4	77.4
17.1. Other liability-occurrence.....	2,907,266	2,289,826	78.8	(10.6)
17.2. Other liability-claims made.....	0	0	0.0	0.0
17.3. Excess workers' compensation.....	0	496	0.0	0.0
18.1. Products liability-occurrence.....	0	152,872	0.0	0.0
18.2. Products liability-claims made.....	0	0	0.0	0.0
19.1, 19.2. Private passenger auto liability.....	42,417,465	30,912,474	72.9	64.4
19.3, 19.4. Commercial auto liability.....	0	(24)	0.0	0.0
21. Auto physical damage.....	27,519,612	15,614,498	56.7	57.4
22. Aircraft (all perils).....	0	0	0.0	0.0
23. Fidelity.....	0	16	0.0	0.0
24. Surety.....	178	60	33.7	(83.2)
26. Burglary and theft.....	2,237	(5)	(0.2)	34.8
27. Boiler and machinery.....	0	0	0.0	0.0
28. Credit.....	0	0	0.0	0.0
29. International.....	0	0	0.0	0.0
30. Warranty.....	0	0	0.0	0.0
31. Reinsurance-nonproportional assumed property.....	XXX	XXX	XXX	XXX
32. Reinsurance-nonproportional assumed liability.....	XXX	XXX	XXX	XXX
33. Reinsurance-nonproportional assumed financial lines.....	XXX	XXX	XXX	XXX
34. Aggregate write-ins for other lines of business.....	0	0	0.0	0.0
35. Totals.....	333,986,323	519,512,984	155.5	51.4
DETAILS OF WRITE-INS				
3401.....	0	0	0.0	0.0
3402.....	0	0	0.0	0.0
3403.....	0	0	0.0	0.0
3498. Sum. of remaining write-ins for Line 34 from overflow page.....	0	0	0.0	XXX
3499. Totals (Lines 3401 thru 3403 plus 3498) (Line 34).....	0	0	0.0	0.0

PART 2 - DIRECT PREMIUMS WRITTEN

Lines of Business	1	2	3
	Current Quarter	Current Year to Date	Prior Year Year to Date
1. Fire.....	5,925,195	5,925,195	6,122,657
2. Allied lines.....	55,340,194	55,340,194	50,424,353
3. Farmowners multiple peril.....	0	0	0
4. Homeowners multiple peril.....	111,852,032	111,852,032	120,490,623
5. Commercial multiple peril.....	17,353	17,353	16,229
6. Mortgage guaranty.....	0	0	0
8. Ocean marine.....	8,461,572	8,461,572	9,551,554
9. Inland marine.....	2,493,812	2,493,812	2,653,378
10. Financial guaranty.....	0	0	0
11.1. Medical professional liability - occurrence.....	0	0	0
11.2. Medical professional liability - claims made.....	0	0	0
12. Earthquake.....	1,117,866	1,117,866	1,461,055
13. Group accident and health.....	0	0	0
14. Credit accident and health.....	0	0	0
15. Other accident and health.....	0	0	0
16. Workers' compensation.....	38,976,426	38,976,426	42,827,450
17.1. Other liability-occurrence.....	2,622,615	2,622,615	2,585,661
17.2. Other liability-claims made.....	0	0	0
17.3. Excess workers' compensation.....	0	0	0
18.1. Products liability-occurrence.....	0	0	0
18.2. Products liability-claims made.....	0	0	0
19.1 19.2. Private passenger auto liability.....	39,321,557	39,321,557	44,312,615
19.3 19.4. Commercial auto liability.....	0	0	0
21. Auto physical damage.....	25,611,670	25,611,670	28,496,569
22. Aircraft (all perils).....	0	0	0
23. Fidelity.....	0	0	0
24. Surety.....	100	100	100
26. Burglary and theft.....	1,586	1,586	2,123
27. Boiler and machinery.....	0	0	0
28. Credit.....	0	0	0
29. International.....	0	0	0
30. Warranty.....	0	0	0
31. Reinsurance-nonproportional assumed property.....	XXX	XXX	XXX
32. Reinsurance-nonproportional assumed liability.....	XXX	XXX	XXX
33. Reinsurance-nonproportional assumed financial lines.....	XXX	XXX	XXX
34. Aggregate write-ins for other lines of business.....	0	0	0
35. Totals.....	291,741,978	291,741,978	308,944,367
DETAILS OF WRITE-INS			
3401.....	0	0	0
3402.....	0	0	0
3403.....	0	0	0
3498. Sum. of remaining write-ins for Line 34 from overflow page.....	0	0	0
3499. Totals (Lines 3401 thru 3403 plus 3498) (Line 34).....	0	0	0

PART 3 (000 omitted)

LOSS AND LOSS ADJUSTMENT EXPENSE RESERVES SCHEDULE

	1	2	3	4	5	6	7	8	9	10	11	12	13
Years in Which Losses Occurred	Prior Year-End Known Case Loss and LAE Reserves	Prior Year-End IBNR Loss and LAE Reserves	Total Prior Year-End Loss and LAE Reserves (Cols. 1 + 2)	2013 Loss and LAE Payments on Claims Reported as of Prior Year-End	2013 Loss and LAE Payments on Claims Unreported as of Prior Year-End	Total 2013 Loss and LAE Payments (Cols. 4 + 5)	Q.S. Date Known Case Loss and LAE Reserves on Claims Reported and Open as of Prior Year-End	Q.S. Date Known Case Loss and LAE Reserves on Claims Reported or Reopened Subsequent to Prior Year-End	Q.S. Date IBNR Loss and LAE Reserves	Total Q.S. Loss and LAE Reserves (Cols. 7 + 8 + 9)	Prior Year-End Known Case Loss and LAE Reserves Developed (Savings)/Deficiency (Cols. 4 + 7 minus Col. 1)	Prior Year-End IBNR Loss and LAE Reserves Developed (Savings)/Deficiency (Cols. 5 + 8 + 9 minus Col. 2)	Prior Year-End Total Loss and LAE Reserve Developed (Savings)/Deficiency (Cols. 11 + 12)
1. 2010 + Prior.....	499,416	643,243	1,142,659	36,223	3,055	39,278	477,633	2,655	616,812	1,097,100	14,440	(20,721)	(6,280)
2. 2011.....	101,646	136,547	238,193	17,374	1,013	18,386	94,614	1,774	121,480	217,868	10,342	(12,280)	(1,938)
3. Subtotals 2011 + Prior.....	601,062	779,790	1,380,852	53,597	4,068	57,665	572,247	4,430	738,292	1,314,969	24,782	(33,001)	(8,218)
4. 2012.....	137,143	245,808	382,951	50,160	9,665	59,825	119,340	6,794	198,216	324,350	32,357	(31,133)	1,224
5. Subtotals 2012 + Prior.....	738,205	1,025,598	1,763,802	103,757	13,732	117,490	691,587	11,224	936,507	1,639,319	57,140	(64,134)	(6,994)
6. 2013.....	XXX	XXX	XXX	XXX	33,295	33,295	XXX	26,881	84,529	111,411	XXX	XXX	XXX
7. Totals.....	738,205	1,025,598	1,763,802	103,757	47,027	150,785	691,587	38,106	1,021,037	1,750,729	57,140	(64,134)	(6,994)
8. Prior Year-End's Surplus As Regards Policyholders	1,057,756										Col. 11, Line 7 As % of Col. 1, Line 7	Col. 12, Line 7 As % of Col. 2, Line 7	Col. 13, Line 7 As % of Col. 3, Line 7
											1.7.7 %	2.(6.3)%	3.(0.4)%
													Col. 13, Line 7 Line 8
													4.(0.7)%

Q14

SUPPLEMENTAL EXHIBITS AND SCHEDULES INTERROGATORIES

The following supplemental reports are required to be filed as part of your statement filing. However, in the event that your company does not transact the type of business for which the special report must be filed, your response of NO to the specific interrogatory will be accepted in lieu of filing a "NONE" report and a bar code will be printed below. If the supplement is required of your company but is not being filed for whatever reason, enter SEE EXPLANATION and provide an explanation following the interrogatory questions.

	Response
1. Will the Trusteed Surplus Statement be filed with the state of domicile and the NAIC with this statement?	NO
2. Will Supplement A to Schedule T (Medical Professional Liability Supplement) be filed with this statement?	YES
3. Will the Medicare Part D Coverage Supplement be filed with the state of domicile and the NAIC with this statement?	NO
4. Will the Director and Officer Supplement be filed with the state of domicile and the NAIC with this statement?	NO

Explanation:

- 1.
- 2.
- 3.
- 4.

Bar Code:



Overflow Page for Write-Ins

Additional Write-ins for Assets:

	Current Statement Date			4 December 31, Prior Year Net Admitted Assets
	1 Assets	2 Nonadmitted Assets	3 Net Admitted Assets (Cols. 1 - 2)	
2504. Amounts receivable under high deductible policies.....	2,028,878	279,552	1,749,326	3,120,868
2505. Suspense, undistributed payments.....	33	0	33	(595)
2506. Other assets nonadmitted.....	336,156	336,156	0	0
2507. Assumed reinsurance receivable and payable.....	(8,316)	0	(8,316)	(1,924)
2597. Summary of remaining write-ins for Line 25.....	2,356,752	615,708	1,741,044	3,118,349

Additional Write-ins for Statement of Income:

	1 Current Year to Date	2 Prior Year to Date	3 Prior Year Ended December 31
1404. Retroactive reinsurance gain/loss.....	(26,260)	(76,456)	778,425
1497. Summary of remaining write-ins for Line 14.....	(26,260)	(76,456)	778,425

THE STANDARD FIRE INSURANCE COMPANY
SCHEDULE A - VERIFICATION

Real Estate

	1 Year to Date	2 Prior Year Ended December 31
1. Book/adjusted carrying value, December 31 of prior year.....	3,966,007	4,251,016
2. Cost of acquired:		
2.1 Actual cost at time of acquisition.....	0	0
2.2 Additional investment made after acquisition.....	0	0
3. Current year change in encumbrances.....	0	0
4. Total gain (loss) on disposals.....	0	0
5. Deduct amounts received on disposals.....	0	0
6. Total foreign exchange change in book/adjusted carrying value.....	0	0
7. Deduct current year's other than temporary impairment recognized.....	0	0
8. Deduct current year's depreciation.....	71,004	285,009
9. Book/adjusted carrying value at end of current period (Lines 1+2+3+4-5+6-7-8).....	3,895,003	3,966,007
10. Deduct total nonadmitted amounts.....	0	0
11. Statement value at end of current period (Line 9 minus Line 10).....	3,895,003	3,966,007

SCHEDULE B - VERIFICATION

Mortgage Loans

	1 Year to Date	2 Prior Year Ended December 31
1. Book value/recorded investment excluding accrued interest, December 31 of prior year.....	0	0
2. Cost of acquired:		
2.1 Actual cost at time of acquisition.....	0	0
2.2 Additional investment made after acquisition.....	0	0
3. Capitalized deferred interest and other.....	0	0
4. Accrual of discount.....	0	0
5. Unrealized valuation increase (decrease).....	0	0
6. Total gain (loss) on disposals.....	0	0
7. Deduct amounts received on disposals.....	0	0
8. Deduct amortization of premium and mortgage interest points and commitment fees.....	0	0
9. Total foreign exchange change in book value/recorded investment excluding accrued interest.....	0	0
10. Deduct current year's other than temporary impairment recognized.....	0	0
11. Book value/recorded investment excluding accrued interest at end of current period (Lines 1+2+3+4+5+6-7-8+9-10).....	0	0
12. Total valuation allowance.....	0	0
13. Subtotal (Line 11 plus Line 12).....	0	0
14. Deduct total nonadmitted amounts.....	0	0
15. Statement value at end of current period (Line 13 minus Line 14).....	0	0

NONE

SCHEDULE BA - VERIFICATION

Other Long-Term Invested Assets

	1 Year to Date	2 Prior Year Ended December 31
1. Book/adjusted carrying value, December 31 of prior year.....	209,862,844	201,249,126
2. Cost of acquired:		
2.1 Actual cost at time of acquisition.....	0	3,083,916
2.2 Additional investment made after acquisition.....	18,699,543	38,230,520
3. Capitalized deferred interest and other.....	0	0
4. Accrual of discount.....	0	0
5. Unrealized valuation increase (decrease).....	4,295,421	15,476,346
6. Total gain (loss) on disposals.....	0	(896)
7. Deduct amounts received on disposals.....	2,677,224	45,082,870
8. Deduct amortization of premium and depreciation.....	14,081	55,978
9. Total foreign exchange change in book/adjusted carrying value.....	0	0
10. Deduct current year's other than temporary impairment recognized.....	0	3,037,320
11. Book/adjusted carrying value at end of current period (Lines 1+2+3+4+5+6-7-8+9-10).....	230,166,503	209,862,844
12. Deduct total nonadmitted amounts.....	15,243,175	15,330,709
13. Statement value at end of current period (Line 11 minus Line 12).....	214,923,328	194,532,135

SCHEDULE D - VERIFICATION

Bonds and Stocks

	1 Year to Date	2 Prior Year Ended December 31
1. Book/adjusted carrying value of bonds and stocks, December 31 of prior year.....	2,761,960,448	2,681,124,533
2. Cost of bonds and stocks acquired.....	18,346,118	425,241,440
3. Accrual of discount.....	347,878	2,230,913
4. Unrealized valuation increase (decrease).....	21,119,582	19,711,870
5. Total gain (loss) on disposals.....	539,800	1,350,638
6. Deduct consideration for bonds and stocks disposed of.....	60,050,703	354,093,260
7. Deduct amortization of premium.....	3,606,815	13,603,292
8. Total foreign exchange change in book/adjusted carrying value.....	0	0
9. Deduct current year's other than temporary impairment recognized.....	3,000,000	2,394
10. Book/adjusted carrying value at end of current period (Lines 1+2+3+4+5-6-7+8-9).....	2,735,656,308	2,761,960,448
11. Deduct total nonadmitted amounts.....	0	0
12. Statement value at end of current period (Line 10 minus Line 11).....	2,735,656,308	2,761,960,448

SCHEDULE D - PART 1B

Showing the Acquisitions, Dispositions and Non-Trading Activity
During the Current Quarter for all Bonds and Preferred Stock by Rating Class

	1	2	3	4	5	6	7	8
	Book/Adjusted Carrying Value Beginning of Current Quarter	Acquisitions During Current Quarter	Dispositions During Current Quarter	Non-Trading Activity During Current Quarter	Book/Adjusted Carrying Value End of First Quarter	Book/Adjusted Carrying Value End of Second Quarter	Book/Adjusted Carrying Value End of Third Quarter	Book/Adjusted Carrying Value December 31 Prior Year
BONDS								
1. Class 1 (a).....	1,930,084,881	734,476,006	751,333,231	2,639,941	1,915,867,596	0	0	1,930,084,881
2. Class 2 (a).....	263,236,915	0	7,797,706	(15,373,585)	240,065,624	0	0	263,236,915
3. Class 3 (a).....	55,642,578	5,531,250	192,004	(978,040)	60,003,784	0	0	55,642,578
4. Class 4 (a).....	31,222,075	9,015,000	11,286,365	13,033	28,963,742	0	0	31,222,075
5. Class 5 (a).....	3,486,740	0	68,075	26,931	3,445,596	0	0	3,486,740
6. Class 6 (a).....	0	0	0	10,414,982	10,414,982	0	0	0
7. Total Bonds.....	2,283,673,189	749,022,256	770,677,381	(3,256,739)	2,258,761,325	0	0	2,283,673,189
PREFERRED STOCK								
8. Class 1.....	0	0	0	0	0	0	0	0
9. Class 2.....	579,975	0	0	87,912	667,887	0	0	579,975
10. Class 3.....	0	0	0	0	0	0	0	0
11. Class 4.....	0	0	0	0	0	0	0	0
12. Class 5.....	0	0	0	0	0	0	0	0
13. Class 6.....	0	0	0	0	0	0	0	0
14. Total Preferred Stock.....	579,975	0	0	87,912	667,887	0	0	579,975
15. Total Bonds and Preferred Stock.....	2,284,253,164	749,022,256	770,677,381	(3,168,827)	2,259,429,212	0	0	2,284,253,164

QS102

(a) Book/Adjusted Carrying Value column for the end of the current reporting period includes the following amount of non-rated short-term and cash equivalent bonds by NAIC designation:
NAIC 1 \$.....0; NAIC 2 \$.....0; NAIC 3 \$.....0; NAIC 4 \$.....0; NAIC 5 \$.....0; NAIC 6 \$.....0.

SCHEDULE DA - PART 1

Short-Term Investments

	1 Book/Adjusted Carrying Value	2 Par Value	3 Actual Cost	4 Interest Collected Year To Date	5 Paid for Accrued Interest Year To Date
9199999.....27,765,415XXX.....27,765,4155290

SCHEDULE DA - VERIFICATION

Short-Term Investments

	1 Year to Date	2 Prior Year Ended December 31
1. Book/adjusted carrying value, December 31 of prior year.....8,272,69816,497,736
2. Cost of short-term investments acquired.....730,676,1381,104,113,398
3. Accrual of discount.....00
4. Unrealized valuation increase (decrease).....00
5. Total gain (loss) on disposals.....00
6. Deduct consideration received on disposals.....711,183,4201,112,338,437
7. Deduct amortization of premium.....00
8. Total foreign exchange change in book/adjusted carrying value.....00
9. Deduct current year's other than temporary impairment recognized.....00
10. Book/adjusted carrying value at end of current period (Lines 1+2+3+4+5-6-7+8-9).....27,765,4158,272,698
11. Deduct total nonadmitted amounts.....00
12. Statement value at end of current period (Line 10 minus Line 11).....27,765,4158,272,698

**Sch. DB-Pt A-Verification
NONE**

**Sch. DB-Pt B-Verification
NONE**

**Sch. DB-Pt C-Sn 1
NONE**

**Sch. DB-Pt C-Sn 2
NONE**

**Sch. DB-Verification
NONE**

**Sch. E-Verification
NONE**

**Sch. A-Pt 2
NONE**

**Sch. A-Pt 3
NONE**

**Sch. B-Pt 2
NONE**

**Sch. B-Pt 3
NONE**

SCHEDULE BA - PART 2

Showing Other Long-Term Invested Assets ACQUIRED AND ADDITIONS MADE During the Current Quarter

1 CUSIP Identification	2 Name or Description	Location		5 Name of Vendor or General Partner	6 NAIC Design- ation	7 Date Originally Acquired	8 Type and Strategy	9 Actual Cost at Time of Acquisition	10 Additional Investment Made After Acquisition	11 Amount of Encumbrances	12 Commitment for Additional Investment	13 Percentage of Ownership
		3 City	4 State									
Joint Venture or Partnership Interests That Have Underlying Characteristics of Common Stocks - Unaffiliated												
	American Industrial Partners Capital Fund III, L.P.	San Francisco	CA	American Industrial Partners		02/18/2000	3	0	515	0	123,238	0.6
	Blackstone Capital Partners V L.P.	New York	NY	Blackstone Group		12/07/2005	3	0	(1,144)	0	1,408,438	0.1
	Chartwell Investors II, L.P.	New York	NY	Chartwell Managers		02/03/1999	3	0	517	0	1,058	0.2
	Clayton, Dubilier & Rice Fund VI	New York	NY	Clayton, Dubilier & Rice, Inc.		12/08/1998	3	0	1,129	0	95,242	0.1
	DFJ Element, L.P.	Radnor	PA	Element Venture Partners		03/15/2006	1	0	33,000	0	137,000	0.7
	Excellere Capital Fund II, L.P.	Denver	CO	Excellere Partners		12/15/2010	3	0	1,433,813	0	16,300,243	4.1
	Greenwich Street Capital Partners II, L.P.	Florham Park	NJ	GSC Partners		12/29/2000	3	0	3,822	0	1,378,137	3.0
	Gryphon Partners II, L.P.	San Francisco	CA	Gryphon Investors		11/03/1999	3	0	(6,018)	0	15,653	0.1
	RRE Ventures V, L.P.	New York	NY	RRE Ventures		08/02/2011	1	0	638,246	0	10,839,977	6.4
	Thompson Street Capital Partners III, L.P.	St. Louis	MO	Thompson Street Capital Partners		08/04/2011	3	0	101,931	0	12,662,906	4.0
	VMG Partners II, L.P.	San Francisco	CA	VMG Equity Partners		06/15/2011	3	0	1,106,095	0	12,612,318	5.6
1599999. Total - Joint Venture or Partnership Interests That Have Underlying Characteristics of Common Stocks - Unaffiliated								0	3,311,905	0	55,574,211	.XXX
Joint Venture or Partnership Interests That Have Underlying Characteristics of Other - Unaffiliated												
	CI Capital Investors II, L.P.	New York	NY	CI Capital Partners LLC		11/23/2010	3	0	1,051,257	0	7,643,252	2.5
	Cohesive Capital Partners, L.P.	New York	NY	Cohesive Capital Partners		11/15/2010	3	0	1,248,022	0	15,441,171	12.5
	Global Infrastructure Partners II-A, L.P.	New York	NY	Global Infrastructure Partners		12/03/2011	0	0	1,199,894	0	19,892,731	1.0
	Gridiron Capital Fund II, L.P.	New Caanan	CT	Gridiron Capital		05/23/2011	3	0	1,666,796	0	7,066,930	3.5
	Level Equity Growth Partners I, L.P.	New York	NY	Level Equity Management LLC		04/06/2011	0	0	916,154	0	7,005,971	9.2
	Monomoy Capital Partners II, L.P.	New York	NY	Monomoy Capital Partners		09/17/2010	0	0	83,245	0	13,651,592	3.4
	Sheridan Production Partners II-A, L.P.	Houston	TX	Sheridan Production Partners		09/30/2010	0	0	8,325,000	0	1,237,500	7.0
	Snow Phipps II, L.P.	New York	NY	Snow Phipps Group LLC		03/04/2011	3	0	897,360	0	8,458,615	1.7
1999999. Total - Joint Venture or Partnership Interests That Have Underlying Characteristics of Other - Unaffiliated								0	15,387,638	0	80,397,762	.XXX
3999999. Subtotal - Unaffiliated								0	18,699,543	0	135,971,973	.XXX
4199999. Totals								0	18,699,543	0	135,971,973	.XXX

QE03

SCHEDULE BA - PART 3

Showing Other Long-Term Invested Assets DISPOSED, Transferred or Repaid During the Current Quarter

1 CUSIP Identification	2 Name or Description	Location		5 Name of Purchaser or Nature of Disposal	6 Date Originally Acquired	7 Disposal Date	8 Book/Adjusted Carrying Value Less Encumbrances, Prior Year	Changes in Book/Adjusted Carrying Value					15 Book/Adjusted Carrying Value Less Encumbrances on Disposal	16 Consideration	17 Foreign Exchange Gain (Loss) on Disposal	18 Realized Gain (Loss) on Disposal	19 Total Gain (Loss) on Disposal	20 Investment Income
		3 City	4 State					9 Unrealized Valuation Increase (Decrease)	10 Current Year's (Depreciation) or (Amortization)/ Accretion	11 Current Year's Other Than Temporary Impairment Recognized	12 Capitalized Deferred Interest and Other	13 Total Change in B./A.C.V. (9+10-11+12)						
	AG Super Fund, LP	New York	NY	Distribution	08/01/2005	03/05/2013	294,800	0	0	0	0	0	294,800	294,800	0	0	0	0
	Asia Pacific Growth Fund III, L.P.	Palo Alto	CA	Distribution	08/17/1999	03/29/2013	15,538	0	0	0	0	0	15,538	15,538	0	0	0	0
	BCP V-S L.P.	New York	NY	Distribution	12/07/2005	03/06/2013	13,415	0	0	0	0	0	13,415	13,415	0	0	0	0
	Blackstone Capital Partners V L.P.	New York	NY	Distribution	12/07/2005	03/29/2013	428,362	0	0	0	0	0	428,362	428,362	0	0	0	0
	Clayton, Dubilier & Rice Fund VI	New York	NY	Distribution	12/08/1998	02/28/2013	60,519	0	0	0	0	0	60,519	60,519	0	0	0	0
	DFJ Element, L.P.	Radnor	PA	Distribution	03/15/2006	02/21/2013	14,093	0	0	0	0	0	14,093	14,093	0	0	0	0
	Greenwich Street Capital Partners II, L.P.	Florham Park	NJ	Distribution	12/29/2000	03/11/2013	213,931	0	0	0	0	0	213,931	213,931	0	0	0	0
	Gryphon Partners II, L.P.	San Francisco	CA	Distribution	11/03/1999	03/28/2013	2,188	0	0	0	0	0	2,188	2,188	0	0	0	0

SCHEDULE BA - PART 3

Showing Other Long-Term Invested Assets DISPOSED, Transferred or Repaid During the Current Quarter

1 CUSIP Identification	2 Name or Description	Location		5 Name of Purchaser or Nature of Disposal	6 Date Originally Acquired	7 Disposal Date	8 Book/Adjusted Carrying Value Less Encumbrances, Prior Year	Changes in Book/Adjusted Carrying Value						15 Book/Adjusted Carrying Value Less Encumbrances on Disposal	16 Consideration	17 Foreign Exchange Gain (Loss) on Disposal	18 Realized Gain (Loss) on Disposal	19 Total Gain (Loss) on Disposal	20 Investment Income
		3 City	4 State					9 Unrealized Valuation Increase (Decrease)	10 Current Year's (Depreciation) or (Amortization)/ Accretion	11 Current Year's Other Than Temporary Impairment Recognized	12 Capitalized Deferred Interest and Other	13 Total Change in B./A.C.V (9+10-11+12)	14 Total Foreign Exchange Change in B./A.C.V.						
	Providence Equity Partners III L.P.....	Providence.....	RI....	Distribution.....	01/25/1999	01/03/20134,4780000004,4784,4780000
	VS&A Communications Partners III, L.P.....	New York.....	NY....	Distribution.....	04/01/1999	03/25/20132200000022220000
	Weston Presidio Capital III, L.P.....	Boston.....	MA....	Distribution.....	11/30/1998	01/28/20131,5430000001,5431,5430000
1599999. Total - Joint Venture or Partnership Interests That Have Underlying Characteristics of Common Stocks - Unaffiliated.....							1,048,889000001,048,8891,048,8890000
Joint Venture or Partnership Interests That Have Underlying Characteristics of Real Estate - Unaffiliated																			
	AEW Partners V, L.P.....	Boston.....	MA....	Distribution.....	07/31/2005	02/15/20131,143,6330000001,143,6331,143,6330000
	Tishman Speyer/Citigrp Alt Inv RE IV LLC.....	New York.....	NY....	Distribution.....	05/03/2000	02/21/2013722,275000000722,275722,2750000
1799999. Total - Joint Venture or Partnership Interests That Have Underlying Characteristics of Real Estate - Unaffiliated.....							1,865,908000001,865,9081,865,9080000
Joint Venture or Partnership Interests That Have Underlying Characteristics of Real Estate - Affiliated																			
	Oregon Evergreen Investor I, LLC.....	Wilmington.....	DE....	Oregon Timber, LLC.....	03/02/2011	03/29/2013150,000000000150,000150,0000000
1899999. Total - Joint Venture or Partnership Interests That Have Underlying Characteristics of Real Estate - Affiliated.....							150,00000000150,000150,0000000
Joint Venture or Partnership Interests That Have Underlying Characteristics of Other - Unaffiliated																			
	EnerVest Energy Institutional Fund X-A, L.P.....	Houston.....	TX....	Distribution.....	04/13/2005	03/29/2013101,856000000101,856101,8560000
	Global Infrastructure Partners II-A, L.P.....	New York.....	NY....	Distribution.....	12/03/2011	02/21/201338,68600000038,68638,6860000
	Gridiron Capital Fund II, L.P.....	New Caanan.....	CT....	Distribution.....	05/23/2011	03/25/2013(925,323)00000(925,323)(925,323)0000	
	Monomoy Capital Partners II, L.P.....	New York.....	NY....	Distribution.....	09/17/2010	03/28/2013395,47500000395,475395,4750000	
	Reservoir Capital Partners, L.P.....	New York.....	NY....	Distribution.....	10/01/1999	01/31/20131,733000001,7331,7330000	
1999999. Total - Joint Venture or Partnership Interests That Have Underlying Characteristics of Other - Unaffiliated.....							(387,573)00000(387,573)(387,573)0000
3999999. Subtotal - Unaffiliated.....							2,527,224000002,527,2242,527,2240000
4099999. Subtotal - Affiliated.....							150,00000000150,000150,0000000
4199999. Totals.....							2,677,224000002,677,2242,677,2240000

QE03.1

SCHEDULE D - PART 3

Show all Long-Term Bonds and Stock Acquired During the Current Quarter

1 CUSIP Identification	2 Description	3 Foreign	4 Date Acquired	5 Name of Vendor	6 Number of Shares of Stock	7 Actual Cost	8 Par Value	9 Paid for Accrued Interest and Dividends	10 NAIC Designation or Market Indicator (a)
Bonds - Industrial and Miscellaneous									
000000 00 0	APEX TOOL GROUP TLB 4.500 2020 02		...01/25/2013	BARCLAYS CAPITAL INC.		1,515,000	1,500,000	0	4FE
000000 00 0	ARAMARK CORP TLD 4.000 2019 09		...02/22/2013	J P MORGAN CHASE SECURITIES INC.		2,487,500	2,500,000	0	4FE
172441 B@ 5	CINEMARK USA TLB 3.210 2019 12		...02/21/2013	BARCLAYS CAPITAL INC.		1,005,000	1,000,000	0	3FE
20035C AB 6	COMERICA BANK 5.200 2017 08		...02/13/2013	STIFEL NICOLAUS & CO INC.		689,748	600,000	15,340	1FE
291011 BE 3	EMERSON ELECTRIC 2.625 2023 02		...02/14/2013	J P MORGAN CHASE SECURITIES INC.		995,650	1,000,000	0	1FE
000000 00 0	HJ HEINZ TL B2 3.500 2020 02		...03/27/2013	J P MORGAN CHASE SECURITIES INC.		1,995,000	2,000,000	0	3FE
000000 00 0	MICHAELS STORES TL B2 3.750 2020 01		...02/06/2013	VARIOUS		5,012,500	5,000,000	0	4FE
857477 AG 8	STATE STREET CORP 4.375 2021 03		...02/12/2013	HSBC		1,139,870	1,000,000	19,201	1FE
74339G A* 2	PROGRESSIVE WASTE TLB 3.500 2019 10	A	...02/05/2013	BAS-MERRILL LYNCH		2,531,250	2,500,000	0	3FE
85771P AG 7	STATOIL ASA 2.450 2023 01	F	...02/05/2013	DEUTSCHE BANC		974,600	1,000,000	5,240	1FE
3899999.	Total - Bonds - Industrial & Miscellaneous					18,346,118	18,100,000	39,782	XXX
8399997.	Total - Bonds - Part 3					18,346,118	18,100,000	39,782	XXX
8399999.	Total - Bonds					18,346,118	18,100,000	39,782	XXX
Common Stocks - Industrial and Miscellaneous									
140661 10 9	CAPMARK FINANCIAL GROUP INC.		...02/01/2013	DIRECT WITH COMPANY	450,770.000	0	XXX	0	U
9099999.	Total - Common Stocks - Industrial & Miscellaneous					0	XXX	0	XXX
9799997.	Total - Common Stocks - Part 3					0	XXX	0	XXX
9799999.	Total - Common Stocks					0	XXX	0	XXX
9899999.	Total - Preferred and Common Stocks					0	XXX	0	XXX
9999999.	Total - Bonds, Preferred and Common Stocks					18,346,118	XXX	39,782	XXX

QE04

(a) For all common stock bearing the NAIC market indicator "U" provide: the number of such issues:.....1.

SCHEDULE D - PART 4

Show All Long-Term Bonds and Stock Sold, Redeemed or Otherwise Disposed of During the Current Quarter

1	2	3	4	5	6	7	8	9	10	Change in Book/Adjusted Carrying Value					16	17	18	19	20	21	22
										11	12	13	14	15							
CUSIP Identification	Description	For e i g n	Disposal Date	Name of Purchaser	Number of Shares of Stock	Consideration	Par Value	Actual Cost	Prior Year Book/ Adjusted Carrying Value	Unrealized Valuation Increase/ (Decrease)	Current Year's (Amortization)/ Accretion	Current Year's Other Than Temporary Impairment Recognized	Total Change in B./A.C.V. (11+12-13)	Total Foreign Exchange Change in B./A.C.V.	Book/ Adjusted Carrying Value At Disposal Date	Foreign Exchange Gain (Loss) on Disposal	Realized Gain (Loss) on Disposal	Total Gain (Loss) on Disposal	Bond Interest/ Dividends Received During Year	Stated Contractual Maturity Date	NAIC Design- nation or Market Indicator (a)
Bonds - U.S. Government																					
36217G	CJ 4		03/15/2013	GNMA PASS TH #192773	8.500	600	600	627	611	0	(11)	0	(11)	0	600	0	0	0	9	06/15/2017	1
383739	MY 2		03/20/2013	GNR 2001-13 ZA CMO	6.500	171,230	171,230	164,252	166,667	0	4,563	0	4,563	0	171,230	0	0	0	1,814	03/20/2031	1
38373R	C9 8		03/16/2013	GNR 2001-49 Z CMO	7.000	461,803	461,803	461,433	460,710	0	1,093	0	1,093	0	461,803	0	0	0	5,445	10/16/2031	1
0599999	Total - Bonds - U.S. Government					633,634	633,634	626,312	627,988	0	5,645	0	5,645	0	633,634	0	0	0	7,268	XXX	XXX
Bonds - All Other Government																					
91086Q	AK 4	F	01/16/2013	UNITED MEXICAN STATES	6.375	1,000,000	1,000,000	986,500	999,843	0	157	0	157	0	1,000,000	0	0	0	31,875	01/16/2013	2FE
1099999	Total - Bonds - All Other Government					1,000,000	1,000,000	986,500	999,843	0	157	0	157	0	1,000,000	0	0	0	31,875	XXX	XXX
Bonds - U.S. States, Territories and Possessions																					
709141	ZJ 7		01/01/2013	PENNSYLVANIA GO FIRST	5.000	3,500,000	3,500,000	3,708,320	3,500,000	0	0	0	0	0	3,500,000	0	0	0	87,500	01/01/2016	1FE
1799999	Total - Bonds - U.S. States, Territories & Possessions					3,500,000	3,500,000	3,708,320	3,500,000	0	0	0	0	0	3,500,000	0	0	0	87,500	XXX	XXX
Bonds - U.S. Political Subdivisions of States, Territories and Possessions																					
440673	UP 4		03/01/2013	HORRY CO SCH DIST GO S	5.125	7,540,000	7,540,000	7,786,558	7,543,996	0	(3,996)	0	(3,996)	0	7,540,000	0	0	0	193,213	03/01/2021	1FE
791434	TE 3		02/01/2013	ST LOUIS CO SD #R-6 (R	5.000	2,000,000	2,000,000	2,202,480	2,002,200	0	(2,200)	0	(2,200)	0	2,000,000	0	0	0	50,000	02/01/2015	1FE
2499999	Total - Bonds - U.S. Political Subdivisions of States, Territories & Possessions					9,540,000	9,540,000	9,989,038	9,546,196	0	(6,196)	0	(6,196)	0	9,540,000	0	0	0	243,213	XXX	XXX
Bonds - U.S. Special Revenue and Special Assessment																					
160429	QZ 2		01/01/2013	CHARLESTON WTRWRKS & S	4.000	500,000	500,000	528,465	500,000	0	0	0	0	0	500,000	0	0	0	10,000	01/01/2013	1FE
60000*	AA 2		03/15/2013	MILL POND TWR NONPROFI	7.125	13,110	13,110	13,110	13,110	0	0	0	0	0	13,110	0	0	0	156	07/15/2020	5*
64985H	AQ 0		01/01/2013	NEW YORK ENVIRON FAC C	5.250	1,000,000	1,000,000	1,068,340	1,000,000	0	0	0	0	0	1,000,000	0	0	0	26,250	01/01/2018	1FE
64985H	AS 6		01/01/2013	NEW YORK ENVIRON FAC C	5.250	1,000,000	1,000,000	1,055,870	1,000,000	0	0	0	0	0	1,000,000	0	0	0	26,250	01/01/2020	1FE
64971Q	FN 8		02/01/2013	NEW YORK TRANS FIN AUT	5.250	2,950,000	2,950,000	3,191,812	2,952,360	0	(2,360)	0	(2,360)	0	2,950,000	0	0	0	77,438	02/01/2018	2FE
837147	XV 4		01/01/2013	SOUTH CAROLINA PUB SVC	5.250	1,500,000	1,500,000	1,662,810	1,500,000	0	0	0	0	0	1,500,000	0	0	0	39,375	01/01/2013	1FE
876443	HS 4		03/01/2013	TARRANT REGIONAL WATER	5.250	1,250,000	1,250,000	1,335,863	1,251,625	0	(1,625)	0	(1,625)	0	1,250,000	0	0	0	32,813	03/01/2017	1FE
876443	JA 1		03/01/2013	TARRANT REGIONAL WATER	5.250	4,750,000	4,750,000	5,076,278	4,756,175	0	(6,175)	0	(6,175)	0	4,750,000	0	0	0	124,688	03/01/2017	1FE
05053*	AA 3		03/15/2013	AUBURN HSG DEV CORP S7	7.400	4,406	4,406	4,406	4,406	0	0	0	0	0	4,406	0	0	0	54	04/15/2021	5*
31296L	B2 6		03/15/2013	FHLMC GOLD PASSTHRU	5.500	281,670	281,670	268,598	274,191	0	7,479	0	7,479	0	281,670	0	0	0	2,717	08/15/2033	1
31296L	QV 6		03/15/2013	FHLMC GOLD PASSTHRU	5.500	2,513	2,513	2,396	2,408	0	105	0	105	0	2,513	0	0	0	14	08/15/2033	1
31292H	X4 1		03/15/2013	FHLMC GOLD PASSTHRU	5.500	62,541	62,541	60,580	61,163	0	1,378	0	1,378	0	62,541	0	0	0	563	08/15/2033	1
31294K	Q7 3		03/15/2013	FHLMC GOLD PASSTHRU	5.000	222,746	222,746	226,157	223,973	0	(1,226)	0	(1,226)	0	222,746	0	0	0	1,794	05/15/2018	1
31280P	PY 0		01/15/2013	FHLMC GOLD PASSTHRU	6.000	2	2	2	2	0	0	0	0	0	2	0	0	0	0	01/15/2013	1
3128G4	YC 8		03/15/2013	FHLMC GOLD PASSTHRU	6.000	236	236	237	236	0	1	0	1	0	236	0	0	0	2	06/15/2013	1
3128G5	VE 4		03/15/2013	FHLMC GOLD PASSTHRU	6.000	126	126	126	125	0	0	0	0	0	126	0	0	0	1	08/15/2013	1
3128G6	HE 8		03/15/2013	FHLMC GOLD PASSTHRU	6.000	919	919	919	917	0	2	0	2	0	919	0	0	0	9	09/15/2013	1
3128G6	PU 3		03/15/2013	FHLMC GOLD PASSTHRU	6.000	122	122	122	122	0	0	0	0	0	122	0	0	0	1	09/15/2013	1
3128H3	W6 4		03/15/2013	FHLMC GOLD PASSTHRU	5.000	13,448	13,448	13,654	13,542	0	(94)	0	(94)	0	13,448	0	0	0	101	05/15/2018	1
3128H6	BP 8		03/15/2013	FHLMC GOLD PASSTHRU	5.000	1,323	1,323	1,343	1,330	0	(7)	0	(7)	0	1,323	0	0	0	11	07/15/2018	1

QE05

SCHEDULE D - PART 4

Show All Long-Term Bonds and Stock Sold, Redeemed or Otherwise Disposed of During the Current Quarter

1	2	3	4	5	6	7	8	9	10	Change in Book/Adjusted Carrying Value					16	17	18	19	20	21	22
										11	12	13	14	15							
CUSIP Identification	Description	For e i g n	Disposal Date	Name of Purchaser	Number of Shares of Stock	Consideration	Par Value	Actual Cost	Prior Year Book/ Adjusted Carrying Value	Unrealized Valuation Increase/ (Decrease)	Current Year's (Amortization)/ Accretion	Current Year's Other Than Temporary Impairment Recognized	Total Change in B./A.C.V. (11+12-13)	Total Foreign Exchange Change in B./A.C.V.	Book/ Adjusted Carrying Value At Disposal Date	Foreign Exchange Gain (Loss) on Disposal	Realized Gain (Loss) on Disposal	Total Gain (Loss) on Disposal	Bond Interest/ Stock Dividends Received During Year	Stated Contractual Maturity Date	NAIC Designation or Market Indicator (a)
31283H LP 8	FHLMC GOLD PASSTHRU 6.000		03/15/2013	PAID ON PRINCIPAL		1,316	1,316	1,354	1,365	0	(49)	0	(49)	0	1,316	0	0	0	11	06/15/2029	1
31283H WY 7	FHLMC GOLD PASSTHRU 5.500		03/15/2013	PAID ON PRINCIPAL		27,835	27,835	26,963	27,187	0	648	0	648	0	27,835	0	0	0	255	06/15/2033	1
31283H WZ 4	FHLMC GOLD PASSTHRU 6.000		03/15/2013	PAID ON PRINCIPAL		210,541	210,541	216,377	216,754	0	(6,213)	0	(6,213)	0	210,541	0	0	0	1,934	04/15/2033	1
31283Y 4Y 1	FHLMC GOLD PASSTHRU 6.500		03/15/2013	PAID ON PRINCIPAL		6,207	6,207	6,187	6,189	0	18	0	18	0	6,207	0	0	0	65	05/15/2028	1
31283Y 4Z 8	FHLMC GOLD PASSTHRU 6.500		03/15/2013	PAID ON PRINCIPAL		427	427	426	426	0	1	0	1	0	427	0	0	0	5	05/15/2028	1
31283Y 5C 8	FHLMC GOLD PASSTHRU 6.500		03/15/2013	PAID ON PRINCIPAL		386	386	384	385	0	1	0	1	0	386	0	0	0	4	05/15/2028	1
3133TE FV 1	FHR 2065 Z CMO 6.500		03/15/2013	PAID ON PRINCIPAL		185,792	185,792	167,818	173,702	0	12,090	0	12,090	0	185,792	0	0	0	2,070	06/15/2028	1
3133TR MZ 5	FHR 2285 Z CMO 6.500		03/15/2013	PAID ON PRINCIPAL		296,633	296,633	280,770	287,950	0	8,683	0	8,683	0	296,633	0	0	0	2,978	02/15/2031	1
3133TR ZA 6	FHR 2292 Z CMO 6.500		03/15/2013	PAID ON PRINCIPAL		141,151	141,151	135,761	138,393	0	2,759	0	2,759	0	141,151	0	0	0	1,533	03/15/2031	1
31371F DT 6	FNMA PASS TH #250414 7.000		03/25/2013	PAID ON PRINCIPAL		511	511	505	506	0	5	0	5	0	511	0	0	0	4	12/25/2025	1
31371H K2 3	FNMA PASS TH #252413 6.500		03/25/2013	PAID ON PRINCIPAL		1,067	1,067	1,075	1,072	0	(6)	0	(6)	0	1,067	0	0	0	12	02/25/2029	1
31371K 5X 5	FNMA PASS TH #254762 5.000		03/25/2013	PAID ON PRINCIPAL		21,681	21,681	21,634	21,625	0	56	0	56	0	21,681	0	0	0	175	05/25/2023	1
31371L DM 8	FNMA PASS TH #254908 5.000		03/25/2013	PAID ON PRINCIPAL		135,192	135,192	136,080	135,470	0	(278)	0	(278)	0	135,192	0	0	0	1,125	09/25/2023	1
31371L EZ 8	FNMA PASS TH #254952 4.500		03/25/2013	PAID ON PRINCIPAL		20,992	20,992	21,038	20,975	0	17	0	17	0	20,992	0	0	0	153	11/25/2018	1
31374N QD 7	FNMA PASS TH #319152 7.000		03/25/2013	PAID ON PRINCIPAL		555	555	548	550	0	5	0	5	0	555	0	0	0	6	11/25/2025	1
31375A QB 8	FNMA PASS TH #329050 7.000		03/25/2013	PAID ON PRINCIPAL		181	181	179	179	0	2	0	2	0	181	0	0	0	2	11/25/2025	1
31375A XE 4	FNMA PASS TH #329277 7.000		03/25/2013	PAID ON PRINCIPAL		55	55	54	54	0	1	0	1	0	55	0	0	0	1	11/25/2025	1
31375E SM 4	FNMA PASS TH #332724 6.500		03/25/2013	PAID ON PRINCIPAL		55	55	52	53	0	2	0	2	0	55	0	0	0	1	12/25/2025	1
31378R S5 9	FNMA PASS TH #406540 6.500		03/25/2013	PAID ON PRINCIPAL		27	27	27	27	0	0	0	0	0	27	0	0	0	0	12/25/2027	1
313615 UQ 7	FNMA PASS TH #50991 6.500		03/25/2013	PAID ON PRINCIPAL		11,370	11,370	10,682	10,971	0	399	0	399	0	11,370	0	0	0	124	02/25/2024	1
31384H LW 1	FNMA PASS TH #524241 7.500		03/25/2013	PAID ON PRINCIPAL		28	28	29	31	0	(4)	0	(4)	0	28	0	0	0	0	12/25/2029	1
31384W NM 8	FNMA PASS TH #535996 7.500		03/25/2013	PAID ON PRINCIPAL		807	807	841	897	0	(89)	0	(89)	0	807	0	0	0	11	06/25/2031	1
31384W QJ 2	FNMA PASS TH #536057 7.500		03/25/2013	PAID ON PRINCIPAL		162	162	169	173	0	(11)	0	(11)	0	162	0	0	0	2	12/25/2030	1
31384Y JS 6	FNMA PASS TH #537673 7.500		03/25/2013	PAID ON PRINCIPAL		8	8	8	9	0	(1)	0	(1)	0	8	0	0	0	0	04/25/2030	1
31385A VP 9	FNMA PASS TH #538922 7.500		03/25/2013	PAID ON PRINCIPAL		10	10	10	11	0	(1)	0	(1)	0	10	0	0	0	0	06/25/2030	1
31385N SK 6	FNMA PASS TH #547822 7.500		03/25/2013	PAID ON PRINCIPAL		117	117	122	136	0	(18)	0	(18)	0	117	0	0	0	1	07/25/2030	1
31385Q AZ 5	FNMA PASS TH #549124 7.500		01/25/2013	PAID ON PRINCIPAL		99	99	103	113	0	(14)	0	(14)	0	99	0	0	0	1	08/25/2030	1
31385R Z2 2	FNMA PASS TH #550792 7.500		03/25/2013	PAID ON PRINCIPAL		24	24	25	28	0	(4)	0	(4)	0	24	0	0	0	0	10/25/2030	1
31385U JM 6	FNMA PASS TH #552968 7.500		03/25/2013	PAID ON PRINCIPAL		8	8	8	9	0	(1)	0	(1)	0	8	0	0	0	0	10/25/2030	1
31385X XA 0	FNMA PASS TH #556073 7.500		03/25/2013	PAID ON PRINCIPAL		24,589	24,589	25,611	26,655	0	(2,066)	0	(2,066)	0	24,589	0	0	0	307	09/25/2030	1
31386A HR 0	FNMA PASS TH #557440 7.500		03/25/2013	PAID ON PRINCIPAL		1	1	1	1	0	(0)	0	(0)	0	1	0	0	0	0	10/25/2030	1
31386C UE 0	FNMA PASS TH #559581 7.500		03/25/2013	PAID ON PRINCIPAL		219	219	228	247	0	(28)	0	(28)	0	219	0	0	0	2	12/25/2030	1
31386H XN 6	FNMA PASS TH #564185 7.500		03/25/2013	PAID ON PRINCIPAL		9	9	9	9	0	(1)	0	(1)	0	9	0	0	0	0	12/25/2030	1
31387W 2L 0	FNMA PASS TH #596679 6.500		03/25/2013	PAID ON PRINCIPAL		5,261	5,261	5,385	5,383	0	(122)	0	(122)	0	5,261	0	0	0	75	09/25/2031	1
31388D 5H 7	FNMA PASS TH #602148 5.500		03/25/2013	PAID ON PRINCIPAL		19,331	19,331	19,174	19,222	0	109	0	109	0	19,331	0	0	0	174	09/25/2016	1
31388R 4L 8	FNMA PASS TH #612927 5.500		03/25/2013	PAID ON PRINCIPAL		33,548	33,548	33,907	33,701	0	(153)	0	(153)	0	33,548	0	0	0	306	12/25/2016	1

QE05.1

SCHEDULE D - PART 4

Show All Long-Term Bonds and Stock Sold, Redeemed or Otherwise Disposed of During the Current Quarter

1	2	3	4	5	6	7	8	9	10	Change in Book/Adjusted Carrying Value					16	17	18	19	20	21	22
										11	12	13	14	15							
CUSIP Identification	Description	For e i g n	Disposal Date	Name of Purchaser	Number of Shares of Stock	Consideration	Par Value	Actual Cost	Prior Year Book/ Adjusted Carrying Value	Unrealized Valuation Increase/ (Decrease)	Current Year's (Amortization)/ Accretion	Current Year's Other Than Temporary Impairment Recognized	Total Change in B./A.C.V. (11+12-13)	Total Foreign Exchange Change in B./A.C.V.	Book/ Adjusted Carrying Value At Disposal Date	Foreign Exchange Gain (Loss) on Disposal	Realized Gain (Loss) on Disposal	Total Gain (Loss) on Disposal	Bond Interest/ Stock Dividends Received During Year	Stated Contractual Maturity Date	NAIC Designation or Market Indicator (a)
31390Q R4 9	FNMA PASS TH #653107 5.500		03/25/2013	PAID ON PRINCIPAL		3,496	3,496	3,495	3,490	0	6	0	6	0	3,496	0	0	0	32	07/25/2017	1.....
31401B YE 9	FNMA PASS TH #703709 5.000		03/25/2013	PAID ON PRINCIPAL		54,094	54,094	54,678	54,244	0	(150)	0	(150)	0	54,094	0	0	0	445	02/25/2018	1.....
31402D GN 4	FNMA PASS TH #725705 5.000		03/25/2013	PAID ON PRINCIPAL		309,603	309,603	297,460	302,044	0	7,559	0	7,559	0	309,603	0	0	0	2,510	08/25/2034	1.....
31402E S3 3	FNMA PASS TH #726938 4.500		03/25/2013	PAID ON PRINCIPAL		108,632	108,632	104,694	106,484	0	2,148	0	2,148	0	108,632	0	0	0	759	08/25/2033	1.....
31402J ZY 6	FNMA PASS TH #730759 4.500		03/25/2013	PAID ON PRINCIPAL		48,960	48,960	47,186	47,998	0	962	0	962	0	48,960	0	0	0	377	08/25/2033	1.....
31402Q LF 6	FNMA PASS TH #734826 4.500		03/25/2013	PAID ON PRINCIPAL		97,457	97,457	93,924	95,516	0	1,941	0	1,941	0	97,457	0	0	0	819	08/25/2033	1.....
31403A 2X 2	FNMA PASS TH #743390 4.500		03/25/2013	PAID ON PRINCIPAL		17,559	17,559	17,597	17,549	0	10	0	10	0	17,559	0	0	0	132	11/25/2018	1.....
31403C HG 9	FNMA PASS TH #744631 5.000		03/25/2013	PAID ON PRINCIPAL		339,542	339,542	337,686	338,083	0	1,460	0	1,460	0	339,542	0	0	0	2,973	10/25/2033	1.....
31403C MF 5	FNMA PASS TH #744758 4.500		03/25/2013	PAID ON PRINCIPAL		7,090	7,090	7,113	7,087	0	3	0	3	0	7,090	0	0	0	35	10/25/2018	1.....
31403L EA 5	FNMA PASS TH #751729 4.500		03/25/2013	PAID ON PRINCIPAL		2,964	2,964	2,974	2,962	0	2	0	2	0	2,964	0	0	0	22	11/25/2018	1.....
31403R BN 7	FNMA PASS TH #755245 4.500		03/25/2013	PAID ON PRINCIPAL		20,849	20,849	20,917	20,844	0	4	0	4	0	20,849	0	0	0	164	11/25/2018	1.....
31403R CK 2	FNMA PASS TH #755274 4.500		03/25/2013	PAID ON PRINCIPAL		16,914	16,914	16,951	16,903	0	11	0	11	0	16,914	0	0	0	134	12/25/2018	1.....
313921 B5 6	FNR 2001-59 Z CMO 7.000		03/25/2013	PAID ON PRINCIPAL		349,757	349,757	348,734	348,278	0	1,480	0	1,480	0	349,757	0	0	0	4,149	11/25/2031	1.....
31392B PT 7	FNR 2001-81 QG CMO 6.500		03/25/2013	PAID ON PRINCIPAL		298,093	298,093	298,186	297,494	0	599	0	599	0	298,093	0	0	0	3,305	01/25/2032	1.....
31392G EK 7	FNR 2002-90 A1 CMO 6.500		03/25/2013	PAID ON PRINCIPAL		5,957	5,957	6,199	6,230	0	(273)	0	(273)	0	5,957	0	0	0	75	06/25/2042	1.....
476595 AA 1	JERSEY CITY HSG FIN CO 7.400		03/01/2013	PAID ON PRINCIPAL		50,558	50,558	50,558	50,558	0	0	0	0	0	50,558	0	0	0	625	12/01/2021	5*.....
938865 BM 3	WASHINGTON HSG DEV COR 7.250		03/01/2013	PAID ON PRINCIPAL		12,143	12,143	12,143	12,143	0	0	0	0	0	12,143	0	0	0	147	03/01/2020	1.....
938865 BL 5	WASHINGTON HSG DEV COR 7.250		03/01/2013	PAID ON PRINCIPAL		11,510	11,510	11,510	11,510	0	0	0	0	0	11,510	0	0	0	139	06/01/2020	1.....
938865 BN 1	WASHINGTON HSG DEV COR 6.770		02/01/2013	PAID ON PRINCIPAL		39,190	39,190	39,190	39,190	0	0	0	0	0	39,190	0	0	0	1,327	02/01/2020	1.....
3199999.	Total - Bonds - U.S. Special Revenue & Assessment					16,493,728	16,493,728	17,395,825	16,464,750	0	28,978	0	28,978	0	16,493,728	0	0	0	371,744XXX..XXX..
Bonds - Industrial and Miscellaneous																					
03070Q B* 1	AMERISTAR CASINOS TLB 4.000		03/28/2013	PAID ON PRINCIPAL		2,398	2,398	2,420	2,403	13	(18)	0	(5)	0	2,398	0	0	0	39	04/14/2018	3FE....
05548J A@ 5	BJ'S WHOLESALE CLUB TL 5.750		01/31/2013	PAID ON PRINCIPAL		12,500	12,500	12,375	12,381	0	119	0	119	0	12,500	0	0	0	0	09/26/2019	4FE....
097014 AH 7	BOEING CAPITAL CORP 5.800		01/15/2013	MATURED		2,000,000	2,000,000	2,118,620	2,000,927	0	(927)	0	(927)	0	2,000,000	0	0	0	58,000	01/15/2013	1FE....
172441 B@ 5	CINEMARK USA TLB 3.210		03/29/2013	PAID ON PRINCIPAL		7,500	7,500	7,534	7,520	14	(34)	0	(20)	0	7,500	0	0	0	35	12/18/2019	3FE....
263534 BS 7	DUPONT EI NEMOUR 5.000		01/15/2013	MATURED		667,000	667,000	665,546	666,957	0	43	0	43	0	667,000	0	0	0	16,675	01/15/2013	1FE....
29334* AA 4	ENHANCED CAPITAL PARTN 8.060		03/01/2013	MATURED		144,599	144,599	144,599	144,599	0	0	0	0	0	144,599	0	0	0	8,828	03/01/2013	1.....
29335# AA 9	ENHANCED CAPITAL PARTN 6.970		03/01/2013	MATURED		21,045	21,045	21,045	21,045	0	0	0	0	0	21,045	0	0	0	4,621	08/01/2015	1.....
302182 AD 2	EXPRESS SCRIPTS 6.250		03/29/2013	REDEEMED		1,066,992	1,000,000	1,099,180	1,032,487	0	(5,382)	0	(5,382)	0	1,027,105	0	39,887	39,887	18,056	06/15/2014	2FE....
313305 AA 2	FEDEX CORP (144A) 2.625		01/15/2013	PAID ON PRINCIPAL		348,101	348,101	348,101	348,101	0	0	0	0	0	348,101	0	0	0	4,569	01/15/2018	2FE....
36962G 6K 5	GENERAL ELECTRIC CAPIT 1.600		01/10/2013	NOMURA SECURITIES INT		1,001,620	1,000,000	998,710	998,731	0	8	0	8	0	998,740	0	2,880	2,880	2,444	11/20/2017	1FE....
48238T A* 0	KAR AUCTION SERVICES T 3.750		03/28/2013	PAID ON PRINCIPAL		17,238	17,238	17,207	17,211	0	27	0	27	0	17,238	0	0	0	371	05/19/2017	3FE....
563571 C# 3	MANITOWOC TLB 4.250		01/28/2013	PAID ON PRINCIPAL		114,100	114,100	114,876	114,589	231	(720)	0	(489)	0	114,100	0	0	0	633	11/13/2017	3FE....
581557 AU 9	MCKESSON CORP 5.250		03/01/2013	MATURED		3,000,000	3,000,000	2,987,400	2,999,126	0	874	0	874	0	3,000,000	0	0	0	78,750	03/01/2013	1FE....
594087 A# 5	MICHAELS STORES TL B2 4.812		01/28/2013	PAID ON PRINCIPAL		7,999,996	7,999,996	7,999,871	7,997,634	0	2,362	0	2,362	0	7,999,996	0	0	0	38,452	07/31/2016	4FE....
615394 AF 0	MOOG INC 6.250		01/15/2013	REDEEMED		3,000,000	3,000,000	3,037,500	3,000,032	0	(32)	0	(32)	0	3,000,000	0	0	0	93,750	01/15/2015	4FE....

QE05.2

SCHEDULE D - PART 4

Show All Long-Term Bonds and Stock Sold, Redeemed or Otherwise Disposed of During the Current Quarter

1	2	3	4	5	6	7	8	9	10	Change in Book/Adjusted Carrying Value					16	17	18	19	20	21	22
										11	12	13	14	15							
CUSIP Identification	Description	For eign	Disposal Date	Name of Purchaser	Number of Shares of Stock	Consideration	Par Value	Actual Cost	Prior Year Book/ Adjusted Carrying Value	Unrealized Valuation Increase/ (Decrease)	Current Year's (Amortization)/ Accretion	Current Year's Other Than Temporary Impairment Recognized	Total Change in B./A.C.V. (11+12-13)	Total Foreign Exchange Change in B./A.C.V.	Book/ Adjusted Carrying Value At Disposal Date	Foreign Exchange Gain (Loss) on Disposal	Realized Gain (Loss) on Disposal	Total Gain (Loss) on Disposal	Bond Interest/ Stock Dividends Received During Year	Stated Contractual Maturity Date	NAIC Designation or Market Indicator (a)
72346@ AC 4	PINNACLE FOODS TLE 4.750		03/28/2013	PAID ON PRINCIPAL		7,500	7,500	7,459	7,461	0	39	0	39	0	7,500	0	0	0	90	10/17/2018	4FE
72346@ AD 2	PINNACLE FOODS TLF 4.750		03/28/2013	PAID ON PRINCIPAL		6,250	6,250	6,203	6,205	0	45	0	45	0	6,250	0	0	0	75	10/17/2018	4FE
74112B A@ 4	PRESTIGE BRANDS TLB 3.750		03/01/2013	PAID ON PRINCIPAL		4,545	4,545	4,477	4,483	0	62	0	62	0	4,545	0	0	0	38	01/30/2019	3FE
74112B A@ 4	PRESTIGE BRANDS TLB 5.250		02/04/2013	PAID ON PRINCIPAL		9,848	9,848	9,701	9,714	0	135	0	135	0	9,848	0	0	0	28	01/30/2019	3FE
7425A0 A5 9	PRINCIPAL LIFE GLOBAL 5.250		01/15/2013	MATURED		1,000,000	1,000,000	998,690	999,944	0	56	0	56	0	1,000,000	0	0	0	26,250	01/15/2013	1FE
74927@ AB 9	REXNORD TLB 4.500		03/28/2013	PAID ON PRINCIPAL		14,500	14,500	14,559	14,542	17	(59)	0	(42)	0	14,500	0	0	0	50	04/01/2018	3FE
771196 AQ 5	ROCHE HOLDINGS INC (14 5.000	R.	03/21/2013	REDEEMED		1,321,918	1,270,000	1,260,780	1,267,552	0	489	0	489	0	1,268,041	0	53,877	53,877	35,278	03/01/2014	1FE
78411* AA 7	SBA COMMUNICATIONS TLB 3.750		03/28/2013	PAID ON PRINCIPAL		12,500	12,500	12,469	12,477	0	23	0	23	0	12,500	0	0	0	117	06/30/2018	3FE
78411* AB 5	SBA COMMUNICATIONS TLB 3.750		03/28/2013	PAID ON PRINCIPAL		2,500	2,500	2,494	2,494	0	6	0	6	0	2,500	0	0	0	23	09/28/2019	3FE
000000 00 0	SPECTRUM BRANDS TLB 4.500		02/11/2013	DEUTSCHE BANC.		252,813	250,000	247,500	247,509	0	111	0	111	0	247,620	0	5,193	5,193	421	10/09/2019	4FE
86185# AA 0	STONEHENGE CAP FD ALL 7.802		03/01/2013	REDEEMED		7,456	7,456	7,456	7,456	0	0	0	0	0	7,456	0	0	0	6,250	03/01/2014	1
86183@ AA 4	STONEHENGE CAP FUND CO 8.905		03/01/2013	MATURED		10,164	10,164	10,164	10,164	0	0	0	0	0	10,164	0	0	0	305	03/01/2013	1FE
911312 AG 1	UNITED PARCEL SERVICE 4.500		01/15/2013	MATURED		2,000,000	2,000,000	1,991,500	1,999,851	0	149	0	149	0	2,000,000	0	0	0	45,000	01/15/2013	1FE
94688@ AA 8	WCA WASTE TLB 5.500		03/28/2013	PAID ON PRINCIPAL		12,500	12,500	12,435	12,446	0	54	0	54	0	12,500	0	0	0	176	03/23/2018	4FE
96332H CA 5	WHIRLPOOL CORP 5.500		03/01/2013	MATURED		2,000,000	2,000,000	1,995,500	1,999,492	0	508	0	508	0	2,000,000	0	0	0	55,000	03/01/2013	2FE
97381W C@ 1	WINDSTREAM CORP TLB3 4.000		03/28/2013	PAID ON PRINCIPAL		2,500	2,500	2,475	2,476	0	24	0	24	0	2,500	0	0	0	25	08/08/2019	2FE
74339G A* 2	PROGRESSIVE WASTE TLB 3.500	A.	03/28/2013	PAID ON PRINCIPAL		6,875	6,875	6,950	6,950	0	(75)	0	(75)	0	6,875	0	0	0	32	10/24/2019	3FE
00190V BH 3	ASG 2011-1 1A85 CMO (1 4.000		03/28/2013	PAID ON PRINCIPAL		207,573	207,573	207,573	207,401	0	172	0	172	0	207,573	0	0	0	1,405	09/28/2035	1FM
05948X SR 3	BOAMS 2003-7 A2 CMO 4.750		03/25/2013	PAID ON PRINCIPAL		369,649	369,649	373,736	368,652	0	997	0	997	0	369,649	0	0	0	2,870	09/25/2018	1FM
161546 EF 9	CFAB 2003-1 2A2 .861		02/25/2013	PAID ON PRINCIPAL		5,060	5,060	5,064	4,321	0	740	0	740	0	5,060	0	0	0	7	11/25/2032	1FM
161546 EF 9	CFAB 2003-1 2A2 .863		01/25/2013	PAID ON PRINCIPAL		7,194	7,194	7,200	6,142	0	1,052	0	1,052	0	7,194	0	0	0	5	11/25/2032	1FM
161546 EF 9	CFAB 2003-1 2A2 .864		03/25/2013	PAID ON PRINCIPAL		320	320	321	274	0	47	0	47	0	320	0	0	0	1	11/25/2032	1FM
12669G DH 1	CWHL 2004-J8 1A1 CMO 4.750		03/25/2013	PAID ON PRINCIPAL		233,594	233,594	233,448	233,115	0	479	0	479	0	233,594	0	0	0	1,865	11/25/2019	1FM
152314 JA 9	CXHE 2004-A AF6 4.270		03/25/2013	PAID ON PRINCIPAL		471,793	471,793	471,609	470,503	0	1,290	0	1,290	0	471,793	0	0	0	3,359	01/25/2034	1FM
55265K K2 4	MASTR 2003-8 2A1 CMO 4.500		03/25/2013	PAID ON PRINCIPAL		32,673	32,673	32,801	32,684	0	(11)	0	(11)	0	32,673	0	0	0	223	09/25/2018	1FM
66987X CD 5	NHEL 2003-1 A1 .961		02/25/2013	PAID ON PRINCIPAL		2,095	2,095	1,833	1,811	0	284	0	284	0	2,095	0	0	0	3	05/25/2033	1FM
66987X CD 5	NHEL 2003-1 A1 .963		01/25/2013	PAID ON PRINCIPAL		2,231	2,231	1,953	1,928	0	302	0	302	0	2,231	0	0	0	2	05/25/2033	1FM
66987X CD 5	NHEL 2003-1 A1 .964		03/25/2013	PAID ON PRINCIPAL		2,247	2,247	1,966	1,942	0	304	0	304	0	2,247	0	0	0	5	05/25/2033	1FM
76110W UX 2	RASC 2003-KS10 AI6 4.540		03/25/2013	PAID ON PRINCIPAL		52,686	52,686	52,677	52,561	0	124	0	124	0	52,686	0	0	0	372	12/25/2033	1FM
92922F BK 3	WAMU 2003-S7 A1 CMO 4.500		03/25/2013	PAID ON PRINCIPAL		99,857	99,857	98,047	98,999	0	858	0	858	0	99,857	0	0	0	781	08/25/2018	1FM
92922F DE 5	WAMU 2003-S8 A2 CMO 5.000		03/25/2013	PAID ON PRINCIPAL		66,057	66,057	66,470	66,136	0	(79)	0	(79)	0	66,057	0	0	0	493	09/25/2018	1FM
94980Y AE 2	WFMBS 2003-16 2A1 CMO 4.500		03/25/2013	PAID ON PRINCIPAL		193,207	193,207	192,060	192,419	0	788	0	788	0	193,207	0	0	0	1,374	12/25/2018	1FM
05947U PS 1	BACM 2004-1 A4 4.760		03/11/2013	PAID ON PRINCIPAL		47,457	47,457	47,695	47,435	0	23	0	23	0	47,457	0	0	0	402	11/10/2039	1FM
22541S AD 0	CSFB 2004-C1 A4 4.750		03/15/2013	PAID ON PRINCIPAL		89,788	89,788	90,237	89,696	0	92	0	92	0	89,788	0	0	0	864	01/15/2037	1FM
						0	0	0	0	0	0	0	0	0	0	0	0	0	0	0	
3899999	Total - Bonds - Industrial & Miscellaneous					27,958,436	27,835,094	28,050,485	27,850,979	275	5,345	0	5,620	0	27,856,599	0	101,837	101,837	508,413	XXX	XXX

QE05.3

SCHEDULE D - PART 4

Show All Long-Term Bonds and Stock Sold, Redeemed or Otherwise Disposed of During the Current Quarter

1 CUSIP Identification	2 Description	3 F o r e i g n	4 Disposal Date	5 Name of Purchaser	6 Number of Shares of Stock	7 Consideration	8 Par Value	9 Actual Cost	10 Prior Year Book/ Adjusted Carrying Value	Change in Book/Adjusted Carrying Value					16 Book/ Adjusted Carrying Value At Disposal Date	17 Foreign Exchange Gain (Loss) on Disposal	18 Realized Gain (Loss) on Disposal	19 Total Gain (Loss) on Disposal	20 Bond Interest/ Stock Dividends Received During Year	21 Stated Contractual Maturity Date	22 NAIC Desig- nation or Market Indicator (a)
										11 Unrealized Valuation Increase/ (Decrease)	12 Current Year's (Amortization)/ Accretion	13 Current Year's Other Than Temporary Impairment Recognized	14 Total Change in B./A.C.V. (11+12-13)	15 Total Foreign Exchange Change in B./A.C.V.							
Bonds - Hybrid Securities																					
91731K AA 8	USB CAPITAL IX 3.500		01/03/2013	PIPER JAFFRAY		907,500	1,000,000	470,000	470,000	0	0	0	0	0	470,000	0	437,500	437,500	8,264	04/15/2049	2FE
4899999.	Total - Bonds - Hybrid Securities					907,500	1,000,000	470,000	470,000	0	0	0	0	0	470,000	0	437,500	437,500	8,264	XXX	XXX
8399997.	Total - Bonds - Part 4					60,033,297	60,002,455	61,226,480	59,459,756	275	33,929	0	34,204	0	59,493,961	0	539,337	539,337	1,258,276	XXX	XXX
8399999.	Total - Bonds					60,033,297	60,002,455	61,226,480	59,459,756	275	33,929	0	34,204	0	59,493,961	0	539,337	539,337	1,258,276	XXX	XXX
Common Stocks - Industrial and Miscellaneous																					
140661 10 9	CAPMARK FINANCIAL GROUP INC		02/04/2013	SELL FRACTIONAL SHARE	0.770	6	XXX	0	9	(9)	0	0	(9)	0	0	0	6	6	0	XXX	U
87159A 10 3	SYNAGEVA BIOPHARMA CORP		01/02/2013	CITIGROUP GLOBAL MARKETS	366.000	17,399	XXX	16,942	16,942	0	0	0	0	16,942	0	457	457	0	XXX	L	
9099999.	Total - Common Stocks - Industrial & Miscellaneous					17,405	XXX	16,942	16,951	(9)	0	0	(9)	0	16,942	0	463	463	0	XXX	XXX
9799997	Total - Common Stocks - Part 4					17,405	XXX	16,942	16,951	(9)	0	0	(9)	0	16,942	0	463	463	0	XXX	XXX
9799999.	Total - Common Stocks					17,405	XXX	16,942	16,951	(9)	0	0	(9)	0	16,942	0	463	463	0	XXX	XXX
9899999.	Total - Preferred and Common Stocks					17,405	XXX	16,942	16,951	(9)	0	0	(9)	0	16,942	0	463	463	0	XXX	XXX
9999999.	Total - Bonds, Preferred and Common Stocks					60,050,702	XXX	61,243,422	59,476,707	266	33,929	0	34,195	0	59,510,903	0	539,800	539,800	1,258,276	XXX	XXX

(a) For all common stock bearing the NAIC market indicator "U" provide: the number of such issues:.....1.

QE05.4

**Sch. DB-Pt A-Sn 1
NONE**

**Sch. DB-Pt B-Sn 1
NONE**

**Sch. DB-Pt B-Sn 1B-Broker List
NONE**

**Sch. DB-Pt D-Sn 1
NONE**

**Sch. DB-Pt D-Sn 2
NONE**

THE STANDARD FIRE INSURANCE COMPANY
SCHEDULE DL - PART 1
SECURITIES LENDING COLLATERAL ASSETS

Reinvested Collateral Assets Owned Current Statement Date

1	2	3	4	5	6	7
CUSIP Identification	Description	Code	NAIC Designation /Market Indicator	Fair Value	Book/Adjusted Carrying Value	Maturity Dates
U.S. Government - Issuer Obligations						
	REPO - CITI A TREASURY.....		1.....	3,053,499	3,053,499	04/01/2013....
	REPO - MERRILL A TREASURY.....		1.....	321,189	321,189	04/01/2013....
	REPO - ROYAL A TREASURY.....		1.....	3,053,499	3,053,499	04/01/2013....
0199999.	U.S. Government - Issuer Obligations.....			6,428,187	6,428,187	...XXX.....
0599999.	Total - U.S. Government.....			6,428,187	6,428,187	...XXX.....
6199999.	Total - Issuer Obligations.....			6,428,187	6,428,187	...XXX.....
6599999.	Subtotal - Bonds.....			6,428,187	6,428,187	...XXX.....
9999999.	Totals.....			6,428,187	6,428,187	...XXX.....

General Interrogatories:

- The activity for the year to date: Fair Value \$.....1,416,707 Book/Adjusted Carrying Value \$.....1,416,707
- Average balance for the year to date: Fair Value \$.....3,987,542 Book/Adjusted Carrying Value \$.....3,987,542
- Reinvested securities lending collateral assets book/adjusted carrying value included in this schedule by NAIC designation:
 NAIC 1: \$.....6,428,187 NAIC 2: \$.....0 NAIC 3: \$.....0 NAIC 4: \$.....0 NAIC 5: \$.....0 NAIC 6: \$.....0

SCHEDULE DL - PART 2

SECURITIES LENDING COLLATERAL ASSETS

Reinvested Collateral Assets Owned Current Statement Date

1 CUSIP Identification	2 Description	3 Code	4 NAIC Designation /Market Indicator	5 Fair Value	6 Book/Adjusted Carrying Value	7 Maturity Dates
------------------------------	------------------	-----------	--	--------------------	--------------------------------------	------------------------

General Interrogatory:

1. Total activity for the year to date: Fair Value \$.....0 Book/Adjusted Carrying Value \$.....0
2. Average balance for the year to date: Fair Value \$.....0 Book/Adjusted Carrying Value \$.....0

NONE

THE STANDARD FIRE INSURANCE COMPANY

SCHEDULE E - PART 1 - CASH

Month End Depository Balances

1 Depository	2 Code	3 Rate of Interest	4 Amount of Interest Received During Current Quarter	5 Amount of Interest Accrued at Current Statement Date	Book Balance at End of Each Month During Current Quarter			9 *
					6 First Month	7 Second Month	8 Third Month	
Open Depositories								
Community Commerce Bank..... Los Angeles, CA.....0.00000100,000100,000100,000	XXX..
0199999. Total Open Depositories.....	...XXX.....	...XXX.....00100,000100,000100,000	XXX..
0399999. Total Cash on Deposit.....	...XXX.....	...XXX.....00100,000100,000100,000	XXX..
0599999. Total Cash.....	...XXX.....	...XXX.....00100,000100,000100,000	XXX..

SCHEDULE E - PART 2 - CASH EQUIVALENTS

Show Investments Owned End of Current Quarter

1 Description	2 Code	3 Date Acquired	4 Rate of Interest	5 Maturity Date	6 Book/Adjusted Carrying Value	7 Amount of Interest Due & Accrued	8 Amount Received During Year
------------------	-----------	-----------------------	--------------------------	-----------------------	--------------------------------------	--	-------------------------------------

NONE



Designate the type of health care providers reported on this page.

SUPPLEMENT "A" TO SCHEDULE T
EXHIBIT OF MEDICAL PROFESSIONAL LIABILITY PREMIUMS WRITTEN
ALLOCATED BY STATES AND TERRITORIES

Physicians - Including Surgeons and Osteopaths

States, Etc.	1 Direct Premiums Written	2 Direct Premiums Earned	Direct Losses Paid		5 Direct Losses Incurred	Direct Losses Unpaid		8 Direct Losses Incurred But Not Reported
			3 Amount	4 Number of Claims		6 Amount Reported	7 Number of Claims	
1. Alabama.....AL	0	0	0	0	0	0	0	0
2. Alaska.....AK	0	0	0	0	0	0	0	0
3. Arizona.....AZ	0	0	0	0	0	0	0	0
4. Arkansas.....AR	0	0	0	0	0	0	0	0
5. California.....CA	0	0	0	0	0	0	0	0
6. Colorado.....CO	0	0	0	0	0	0	0	0
7. Connecticut.....CT	0	0	0	0	91	0	0	3,080
8. Delaware.....DE	0	0	0	0	0	0	0	0
9. District of Columbia.....DC	0	0	0	0	0	0	0	0
10. Florida.....FL	0	0	0	0	0	0	0	0
11. Georgia.....GA	0	0	0	0	0	0	0	0
12. Hawaii.....HI	0	0	0	0	0	0	0	0
13. Idaho.....ID	0	0	0	0	0	0	0	0
14. Illinois.....IL	0	0	0	0	0	0	0	0
15. Indiana.....IN	0	0	0	0	0	0	0	0
16. Iowa.....IA	0	0	0	0	0	0	0	0
17. Kansas.....KS	0	0	0	0	0	0	0	0
18. Kentucky.....KY	0	0	0	0	50	0	0	1,709
19. Louisiana.....LA	0	0	0	0	0	0	0	0
20. Maine.....ME	0	0	0	0	0	0	0	0
21. Maryland.....MD	0	0	0	0	0	0	0	0
22. Massachusetts.....MA	0	0	0	0	0	0	0	0
23. Michigan.....MI	0	0	0	0	0	0	0	0
24. Minnesota.....MN	0	0	0	0	0	0	0	0
25. Mississippi.....MS	0	0	0	0	0	0	0	0
26. Missouri.....MO	0	0	0	0	0	0	0	0
27. Montana.....MT	0	0	0	0	0	0	0	0
28. Nebraska.....NE	0	0	0	0	0	0	0	0
29. Nevada.....NV	0	0	0	0	0	0	0	0
30. New Hampshire.....NH	0	0	0	0	0	0	0	0
31. New Jersey.....NJ	0	0	0	0	0	0	0	0
32. New Mexico.....NM	0	0	0	0	0	0	0	0
33. New York.....NY	0	0	0	0	28	0	0	947
34. North Carolina.....NC	0	0	0	0	0	0	0	0
35. North Dakota.....ND	0	0	0	0	0	0	0	0
36. Ohio.....OH	0	0	0	0	80	0	0	2,691
37. Oklahoma.....OK	0	0	0	0	0	0	0	0
38. Oregon.....OR	0	0	0	0	0	0	0	0
39. Pennsylvania.....PA	0	0	0	0	0	0	0	0
40. Rhode Island.....RI	0	0	0	0	0	0	0	0
41. South Carolina.....SC	0	0	0	0	0	0	0	0
42. South Dakota.....SD	0	0	0	0	0	0	0	0
43. Tennessee.....TN	0	0	0	0	0	0	0	0
44. Texas.....TX	0	0	0	0	0	0	0	0
45. Utah.....UT	0	0	0	0	46	0	0	1,541
46. Vermont.....VT	0	0	0	0	0	0	0	0
47. Virginia.....VA	0	0	0	0	0	0	0	0
48. Washington.....WA	0	0	0	0	934	0	0	31,512
49. West Virginia.....WV	0	0	0	0	1,298	0	0	43,786
50. Wisconsin.....WI	0	0	0	0	0	0	0	0
51. Wyoming.....WY	0	0	0	0	0	0	0	0
52. American Samoa.....AS	0	0	0	0	0	0	0	0
53. Guam.....GU	0	0	0	0	0	0	0	0
54. Puerto Rico.....PR	0	0	0	0	0	0	0	0
55. US Virgin Islands.....VI	0	0	0	0	0	0	0	0
56. Northern Mariana Islands.....MP	0	0	0	0	0	0	0	0
57. Canada.....CAN	0	0	0	0	0	0	0	0
58. Aggregate Other Alien.....OT	0	0	0	0	0	0	0	0
59. Totals.....	0	0	0	0	2,527	0	0	85,266

DETAILS OF WRITE-INS

58001.....	0	0	0	0	0	0	0	0
58002.....	0	0	0	0	0	0	0	0
58003.....	0	0	0	0	0	0	0	0
58998. Summary of remaining write-ins for Line 58 from overflow page.....	0	0	0	0	0	0	0	0
58999. Totals (Lines 58001 thru 58003+ 58998) (Line 58 above).....	0	0	0	0	0	0	0	0



Designate the type of health care providers reported on this page.

SUPPLEMENT "A" TO SCHEDULE T
EXHIBIT OF MEDICAL PROFESSIONAL LIABILITY PREMIUMS WRITTEN
ALLOCATED BY STATES AND TERRITORIES

Hospitals

States, Etc.	1 Direct Premiums Written	2 Direct Premiums Earned	Direct Losses Paid		5 Direct Losses Incurred	Direct Losses Unpaid		8 Direct Losses Incurred But Not Reported
			3 Amount	4 Number of Claims		6 Amount Reported	7 Number of Claims	
1. Alabama.....AL	0	0	0	0	0	0	0	0
2. Alaska.....AK	0	0	0	0	0	0	0	0
3. Arizona.....AZ	0	0	0	0	0	0	0	0
4. Arkansas.....AR	0	0	0	0	0	0	0	0
5. California.....CA	0	0	0	0	0	0	0	0
6. Colorado.....CO	0	0	0	0	0	0	0	0
7. Connecticut.....CT	0	0	0	0	0	0	0	0
8. Delaware.....DE	0	0	0	0	29	0	0	981
9. District of Columbia.....DC	0	0	0	0	0	0	0	0
10. Florida.....FL	0	0	0	0	0	0	0	0
11. Georgia.....GA	0	0	0	0	0	0	0	0
12. Hawaii.....HI	0	0	0	0	0	0	0	0
13. Idaho.....ID	0	0	0	0	0	0	0	0
14. Illinois.....IL	0	0	0	0	0	0	0	0
15. Indiana.....IN	0	0	0	0	0	0	0	0
16. Iowa.....IA	0	0	0	0	0	0	0	0
17. Kansas.....KS	0	0	0	0	0	0	0	0
18. Kentucky.....KY	0	0	0	0	0	0	0	0
19. Louisiana.....LA	0	0	0	0	0	0	0	0
20. Maine.....ME	0	0	0	0	0	0	0	0
21. Maryland.....MD	0	0	0	0	0	0	0	0
22. Massachusetts.....MA	0	0	0	0	0	0	0	0
23. Michigan.....MI	0	0	0	0	0	0	0	0
24. Minnesota.....MN	0	0	0	0	0	0	0	0
25. Mississippi.....MS	0	0	0	0	0	0	0	0
26. Missouri.....MO	0	0	0	0	8	0	0	271
27. Montana.....MT	0	0	0	0	0	0	0	0
28. Nebraska.....NE	0	0	0	0	0	0	0	0
29. Nevada.....NV	0	0	0	0	0	0	0	0
30. New Hampshire.....NH	0	0	0	0	0	0	0	0
31. New Jersey.....NJ	0	0	0	0	0	0	0	0
32. New Mexico.....NM	0	0	0	0	0	0	0	0
33. New York.....NY	0	0	0	0	0	0	0	0
34. North Carolina.....NC	0	0	0	0	0	0	0	0
35. North Dakota.....ND	0	0	0	0	0	0	0	0
36. Ohio.....OH	0	0	0	0	0	0	0	0
37. Oklahoma.....OK	0	0	0	0	0	0	0	0
38. Oregon.....OR	0	0	0	0	0	0	0	0
39. Pennsylvania.....PA	0	0	0	0	0	0	0	0
40. Rhode Island.....RI	0	0	0	0	0	0	0	0
41. South Carolina.....SC	0	0	0	0	0	0	0	0
42. South Dakota.....SD	0	0	0	0	0	0	0	0
43. Tennessee.....TN	0	0	0	0	0	0	0	0
44. Texas.....TX	0	0	0	0	0	0	0	0
45. Utah.....UT	0	0	0	0	0	0	0	0
46. Vermont.....VT	0	0	0	0	0	0	0	0
47. Virginia.....VA	0	0	0	0	0	0	0	0
48. Washington.....WA	0	0	0	0	0	0	0	0
49. West Virginia.....WV	0	0	0	0	324	0	0	10,946
50. Wisconsin.....WI	0	0	0	0	0	0	0	0
51. Wyoming.....WY	0	0	0	0	0	0	0	0
52. American Samoa.....AS	0	0	0	0	0	0	0	0
53. Guam.....GU	0	0	0	0	0	0	0	0
54. Puerto Rico.....PR	0	0	0	0	0	0	0	0
55. US Virgin Islands.....VI	0	0	0	0	0	0	0	0
56. Northern Mariana Islands.....MP	0	0	0	0	0	0	0	0
57. Canada.....CAN	0	0	0	0	0	0	0	0
58. Aggregate Other Alien.....OT	0	0	0	0	0	0	0	0
59. Totals.....	0	0	0	0	361	0	0	12,198

DETAILS OF WRITE-INS

58001.....	0	0	0	0	0	0	0	0
58002.....	0	0	0	0	0	0	0	0
58003.....	0	0	0	0	0	0	0	0
58998. Summary of remaining write-ins for Line 58 from overflow page.....	0	0	0	0	0	0	0	0
58999. Totals (Lines 58001 thru 58003+ 58998) (Line 58 above).....	0	0	0	0	0	0	0	0

**Supplement A to Sch. T
NONE**

**Supplement A to Sch. T
NONE**

**Overflow Page
NONE**

SUPA3, SUPA4, SUPA