

QUARTERLY STATEMENT AS OF SEPTEMBER 30, 2013 OF THE CONDITION AND AFFAIRS OF THE STANDARD FIRE INSURANCE COMPANY

NAIC Group Code **3548** **3548** NAIC Company Code **19070** Employer's ID Number **06-6033509**
(Current Period) (Prior Period)

Organized under the Laws of Connecticut, State of Domicile or Port of Entry Connecticut,
Country of Domicile US

INCORPORATED/ORGANIZED, JULY 6, 1905 COMMENCED BUSINESS, MARCH 26, 1910

Statutory Home Office: **One Tower Square, Hartford, CT, US 06183**
Main Administrative Office: **One Tower Square, Hartford, CT, US 06183 (860) 277-0111**
Mail Address: **One Tower Square, Hartford, CT, US 06183**
Primary Location of Books and Records: **One Tower Square, Hartford, CT, US 06183 (860) 277-0111**
Internet Website Address: **www.travelers.com**
Statutory Statement Contact: **Michael J. Doody (860) 277-3966**
Annual.Statement.Contact@travelers.com (860) 277-7002
(E-Mail Address) (Fax Number)

OFFICERS


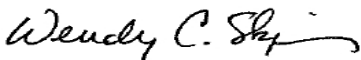
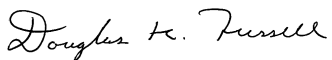
Name	Title	Name	Title
1. BRIAN WILLIAM MacLEAN.....	Chairman, President & Chief Executive Officer	MADELYN JOSEPH LANKTON.....	Executive Vice President & Chief Information Officer
2. JAY STEVEN BENET.....	Vice Chairman & Chief Financial Officer	MARIA OLIVO.....	Executive Vice President, Strategic Development & Treasurer
3. WILLIAM HERBERT HEYMAN.....	Vice Chairman & Chief Investment Officer	KENNETH FRANKLIN SPENCE, III.....	Executive Vice President & General Counsel
4. ALAN DAVID SCHNITZER.....	Vice Chairman & Chief Legal Officer	GREGORY CHESHIRE TOCZYDLOWSKI.....	Executive Vice President, Personal Insurance
5. DOREEN SPADORCIA.....	Vice Chairman	DOUGLAS KEITH BELL.....	Senior Vice President, Accounting Policy
6. ANDY FRANCIS BESSETTE.....	Executive Vice President & Chief Administrative Officer	DOUGLAS KENNETH RUSSELL.....	Senior Vice President & Corporate Controller
7. ROBERT CARL BRODY.....	Executive Vice President, Claim Services	SCOTT WILLIAM RYNDA.....	Senior Vice President, Corporate Tax
8. JOHN PATRICK CLIFFORD, JR.....	Executive Vice President, Human Resources	WENDY CONSTANCE SKJERVEN.....	Associate Group General Counsel, Corporate & Corporate Secretary
9. WILLIAM EUGENE CUNNINGHAM, JR.....	Executive Vice President, Business Insurance	SMITESH DAVÉ.....	Vice President & Chief Corporate Actuary
10. WILLIAM PATRICK HANNON.....	Executive Vice President, Enterprise Risk Management & Business Conduct Officer		

DIRECTORS

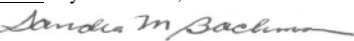
JAY STEVEN BENET BRIAN WILLIAM MacLEAN KENNETH FRANKLIN SPENCE, III
WILLIAM HERBERT HEYMAN DOREEN SPADORCIA GREGORY CHESHIRE TOCZYDLOWSKI

STATE OF CONNECTICUT }
COUNTY OF HARTFORD } ss:

The officers of this reporting entity being duly sworn, each depose and say that they are the described officers of said reporting entity, and that on the reporting period stated above, all of the herein described assets were the absolute property of the said reporting entity, free and clear from any liens or claims thereon, except as herein stated, and that this statement, together with related exhibits, schedules and explanations therein contained, annexed or referred to, is a full and true statement of all the assets and liabilities and of the condition and affairs of the said reporting entity as of the reporting period stated above, and of its income and deductions therefrom for the period ended, and have been completed in accordance with the NAIC Annual Statement Instructions and Accounting Practices and Procedures manual except to the extent that: (1) state law may differ; or, (2) that state rules or regulations require differences in reporting not related to accounting practices and procedures, according to the best of their information, knowledge and belief, respectively. Furthermore, the scope of this attestation by the described officers also includes the related corresponding electronic filing with the NAIC, when required, that is an exact copy (except for formatting differences due to electronic filing) of the enclosed statement. The electronic filing may be requested by various regulators in lieu of or in addition to the enclosed statement.

		
_____ Brian W. MacLean	_____ Wendy C. Skjervén	_____ Douglas K. Russell
_____ President	_____ Secretary	_____ Controller

Subscribed and sworn to before me this

22nd day of October, 2013


Sandra M. Bachman
Notary Public
My Commission Expires September 30, 2017



a. Is this an original filing? Yes No
b. If no: 1. State the amendment number _____
2. Date filed _____
3. Number of pages attached _____

ASSETS

	Current Statement Date			4 December 31 Prior Year Net Admitted Assets
	1 Assets	2 Nonadmitted Assets	3 Net Admitted Assets (Cols. 1 - 2)	
1. Bonds.....	2,204,739,925	0	2,204,739,925	2,275,400,491
2. Stocks:				
2.1 Preferred stocks.....	641,636	0	641,636	579,975
2.2 Common stocks.....	538,086,697	0	538,086,697	485,979,982
3. Mortgage loans on real estate:				
3.1 First liens.....	0	0	0	0
3.2 Other than first liens.....	0	0	0	0
4. Real estate:				
4.1 Properties occupied by the company (less \$.....0 encumbrances).....	0	0	0	3,966,008
4.2 Properties held for the production of income (less \$.....0 encumbrances).....	0	0	0	0
4.3 Properties held for sale (less \$.....0 encumbrances).....	0	0	0	0
5. Cash (\$.....100,000), cash equivalents (\$.....0) and short-term investments (\$.....91,604,027).....	91,704,027	0	91,704,027	8,372,698
6. Contract loans (including \$.....0 premium notes).....	0	0	0	0
7. Derivatives.....	0	0	0	0
8. Other invested assets.....	247,510,089	19,291,302	228,218,787	194,532,135
9. Receivables for securities.....	0	0	0	0
10. Securities lending reinvested collateral assets.....	1,020,022	0	1,020,022	5,011,480
11. Aggregate write-ins for invested assets.....	0	0	0	0
12. Subtotals, cash and invested assets (Lines 1 to 11).....	3,083,702,395	19,291,302	3,064,411,094	2,973,842,768
13. Title plants less \$.....0 charged off (for Title insurers only).....	0	0	0	0
14. Investment income due and accrued.....	24,318,447	0	24,318,447	27,869,602
15. Premiums and considerations:				
15.1 Uncollected premiums and agents' balances in the course of collection.....	61,971,473	7,988,418	53,983,055	50,406,074
15.2 Deferred premiums, agents' balances and installments booked but deferred and not yet due (including \$.....5,415,903 earned but unbilled premiums).....	202,987,096	1,806,098	201,180,998	193,030,546
15.3 Accrued retrospective premiums.....	4,318,425	212,498	4,105,926	5,528,460
16. Reinsurance:				
16.1 Amounts recoverable from reinsurers.....	61,155,765	0	61,155,765	73,486,700
16.2 Funds held by or deposited with reinsured companies.....	0	0	0	0
16.3 Other amounts receivable under reinsurance contracts.....	0	0	0	0
17. Amounts receivable relating to uninsured plans.....	0	0	0	0
18.1 Current federal and foreign income tax recoverable and interest thereon.....	0	0	0	0
18.2 Net deferred tax asset.....	93,256,123	32,801,332	60,454,791	60,651,461
19. Guaranty funds receivable or on deposit.....	642,313	0	642,313	572,396
20. Electronic data processing equipment and software.....	30,252,011	0	30,252,011	21,180,259
21. Furniture and equipment, including health care delivery assets (\$.....0).....	5,385	5,385	0	0
22. Net adjustment in assets and liabilities due to foreign exchange rates.....	0	0	0	0
23. Receivables from parent, subsidiaries and affiliates.....	22,926,730	0	22,926,730	20,022,721
24. Health care (\$.....0) and other amounts receivable.....	0	0	0	0
25. Aggregate write-ins for other than invested assets.....	11,569,606	565,740	11,003,866	13,574,139
26. Total assets excluding Separate Accounts, Segregated Accounts and Protected Cell Accounts (Lines 12 through 25).....	3,597,105,770	62,670,773	3,534,434,996	3,440,165,126
27. From Separate Accounts, Segregated Accounts and Protected Cell Accounts.....	0	0	0	0
28. Total (Lines 26 and 27).....	3,597,105,770	62,670,773	3,534,434,996	3,440,165,126

DETAILS OF WRITE-INS

1101.....	0	0	0	0
1102.....	0	0	0	0
1103.....	0	0	0	0
1198. Summary of remaining write-ins for Line 11 from overflow page.....	0	0	0	0
1199. Totals (Lines 1101 thru 1103 plus 1198) (Line 11 above).....	0	0	0	0
2501. Other assets tri-party/tax credit bonds.....	3,792,991	0	3,792,991	4,249,249
2502. Amounts receivable under high deductible policies.....	2,878,581	287,873	2,590,708	3,120,868
2503. Equities and deposits in pools and associations.....	2,434,817	0	2,434,817	3,920,900
2598. Summary of remaining write-ins for Line 25 from overflow page.....	2,463,217	277,867	2,185,350	2,283,122
2599. Totals (Lines 2501 thru 2503 plus 2598) (Line 25 above).....	11,569,606	565,740	11,003,866	13,574,139

THE STANDARD FIRE INSURANCE COMPANY

LIABILITIES, SURPLUS AND OTHER FUNDS

	1 Current Statement Date	2 December 31 Prior Year
1. Losses (current accident year \$.....231,250,428).....	1,432,766,611	1,448,840,779
2. Reinsurance payable on paid losses and loss adjustment expenses.....	47,329,163	62,143,589
3. Loss adjustment expenses.....	315,841,909	314,961,683
4. Commissions payable, contingent commissions and other similar charges.....	24,432,200	27,493,030
5. Other expenses (excluding taxes, licenses and fees).....	27,490,252	27,027,026
6. Taxes, licenses and fees (excluding federal and foreign income taxes).....	16,873,365	16,499,288
7.1 Current federal and foreign income taxes (including \$.....(62,072,935) on realized capital gains (losses)).....	6,343,262	7,742,473
7.2 Net deferred tax liability.....	0	0
8. Borrowed money \$.....0 and interest thereon \$.....0.....	0	0
9. Unearned premiums (after deducting unearned premiums for ceded reinsurance of \$.....753,324,001 and including warranty reserves of \$.....0 and accrued accident and health experience rating refunds including \$.....0 for medical loss ratio rebate per the Public Health Service Act.....	435,754,275	420,982,192
10. Advance premium.....	0	0
11. Dividends declared and unpaid:		
11.1 Stockholders.....	0	0
11.2 Policyholders.....	2,525,722	2,514,886
12. Ceded reinsurance premiums payable (net of ceding commissions).....	37,832,333	37,687,253
13. Funds held by company under reinsurance treaties.....	0	0
14. Amounts withheld or retained by company for account of others.....	7,691,065	7,894,064
15. Remittances and items not allocated.....	(3,616,341)	(806,473)
16. Provision for reinsurance (including \$.....0 certified).....	0	0
17. Net adjustments in assets and liabilities due to foreign exchange rates.....	0	0
18. Drafts outstanding.....	0	0
19. Payable to parent, subsidiaries and affiliates.....	0	0
20. Derivatives.....	0	0
21. Payable for securities.....	17,440,490	4,528,094
22. Payable for securities lending.....	1,020,022	5,011,480
23. Liability for amounts held under uninsured plans.....	0	0
24. Capital notes \$.....0 and interest thereon \$.....0.....	0	0
25. Aggregate write-ins for liabilities.....	4,819,730	(110,576)
26. Total liabilities excluding protected cell liabilities (Lines 1 through 25).....	2,374,544,057	2,382,408,789
27. Protected cell liabilities.....	0	0
28. Total liabilities (Lines 26 and 27).....	2,374,544,057	2,382,408,789
29. Aggregate write-ins for special surplus funds.....	4,906,443	5,428,904
30. Common capital stock.....	5,000,000	5,000,000
31. Preferred capital stock.....	0	0
32. Aggregate write-ins for other than special surplus funds.....	0	0
33. Surplus notes.....	0	0
34. Gross paid in and contributed surplus.....	623,472,070	623,472,070
35. Unassigned funds (surplus).....	526,512,427	423,855,363
36. Less treasury stock, at cost:		
36.10.000 shares common (value included in Line 30 \$.....0).....	0	0
36.20.000 shares preferred (value included in Line 31 \$.....0).....	0	0
37. Surplus as regards policyholders (Lines 29 to 35, less 36).....	1,159,890,940	1,057,756,337
38. Totals (Page 2, Line 28, Col. 3).....	3,534,434,996	3,440,165,126

DETAILS OF WRITE-INS

2501. Other liabilities.....	9,797,821	5,394,935
2502. Retroactive reinsurance reserve assumed.....	109,019	109,576
2503. Retroactive reinsurance reserve ceded.....	(5,087,110)	(5,615,086)
2598. Summary of remaining write-ins for Line 25 from overflow page.....	0	0
2599. Totals (Lines 2501 thru 2503 plus 2598) (Line 25 above).....	4,819,730	(110,576)
2901. Special surplus from retroactive reinsurance.....	4,906,443	5,428,904
2902.	0	0
2903.	0	0
2998. Summary of remaining write-ins for Line 29 from overflow page.....	0	0
2999. Totals (Lines 2901 thru 2903 plus 2998) (Line 29 above).....	4,906,443	5,428,904
3201.	0	0
3202.	0	0
3203.	0	0
3298. Summary of remaining write-ins for Line 32 from overflow page.....	0	0
3299. Totals (Lines 3201 thru 3203 plus 3298) (Line 32 above).....	0	0

**THE STANDARD FIRE INSURANCE COMPANY
STATEMENT OF INCOME**

	1 Current Year to Date	2 Prior Year to Date	3 Prior Year Ended December 31
UNDERWRITING INCOME			
1. Premiums earned:			
1.1 Direct..... (written \$.....992,210,364).....	999,371,968	1,050,974,508	1,395,640,956
1.2 Assumed..... (written \$.....890,329,105).....	886,350,765	901,024,658	1,202,609,170
1.3 Ceded..... (written \$.....1,159,615,378).....	1,178,809,915	1,250,052,081	1,659,459,210
1.4 Net..... (written \$.....722,924,091).....	706,912,817	701,947,085	938,790,917
DEDUCTIONS:			
2. Losses incurred (current accident year \$.....368,803,206):			
2.1 Direct.....	788,009,326	553,131,981	1,521,892,152
2.2 Assumed.....	454,939,594	511,548,984	717,045,074
2.3 Ceded.....	891,626,319	686,166,138	1,702,203,207
2.4 Net.....	351,322,601	378,514,826	536,734,019
3. Loss adjustment expenses incurred.....	86,196,791	82,067,846	104,960,047
4. Other underwriting expenses incurred.....	219,888,290	223,607,681	296,162,836
5. Aggregate write-ins for underwriting deductions.....	0	0	0
6. Total underwriting deductions (Lines 2 through 5).....	657,407,683	684,190,353	937,856,902
7. Net income of protected cells.....	0	0	0
8. Net underwriting gain (loss) (Line 1 minus Line 6 + Line 7).....	49,505,134	17,756,732	934,015
INVESTMENT INCOME			
9. Net investment income earned.....	74,674,029	84,474,954	140,669,272
10. Net realized capital gains (losses) less capital gains tax of \$.....(128,257).....	(2,820,336)	2,396,855	2,483,260
11. Net investment gain (loss) (Lines 9 + 10).....	71,853,693	86,871,809	143,152,532
OTHER INCOME			
12. Net gain or (loss) from agents' or premium balances charged off (amount recovered \$.....(1,620,645) amount charged off \$.....86,312).....	(1,706,957)	(1,732,465)	(2,317,291)
13. Finance and service charges not included in premiums.....	2,937,399	3,300,919	4,263,427
14. Aggregate write-ins for miscellaneous income.....	32,311,390	(106,084)	6,824,207
15. Total other income (Lines 12 through 14).....	33,541,832	1,462,370	8,770,343
16. Net income before dividends to policyholders, after capital gains tax and before all other federal and foreign income taxes (Lines 8 + 11 + 15).....	154,900,660	106,090,911	152,856,889
17. Dividends to policyholders.....	1,230,199	1,476,212	1,947,733
18. Net income after dividends to policyholders, after capital gains tax and before all other federal and foreign income taxes (Line 16 minus Line 17).....	153,670,460	104,614,699	150,909,156
19. Federal and foreign income taxes incurred.....	32,714,882	19,963,425	20,210,770
20. Net income (Line 18 minus Line 19) (to Line 22).....	120,955,578	84,651,274	130,698,386
CAPITAL AND SURPLUS ACCOUNT			
21. Surplus as regards policyholders, December 31 prior year.....	1,057,756,337	1,009,866,243	1,009,866,243
22. Net income (from Line 20).....	120,955,578	84,651,274	130,698,386
23. Net transfers (to) from Protected Cell accounts.....	0	0	0
24. Change in net unrealized capital gains or (losses) less capital gains tax of \$.....2,038,970.....	64,605,605	53,644,784	34,777,344
25. Change in net unrealized foreign exchange capital gain (loss).....	0	0	0
26. Change in net deferred income tax.....	(6,985,505)	(2,850,591)	(5,755,059)
27. Change in nonadmitted assets.....	4,820,286	(9,775,341)	(11,532,382)
28. Change in provision for reinsurance.....	0	0	0
29. Change in surplus notes.....	0	0	0
30. Surplus (contributed to) withdrawn from protected cells.....	0	0	0
31. Cumulative effect of changes in accounting principles.....	0	(1,298,194)	(1,298,194)
32. Capital changes:			
32.1 Paid in.....	0	0	0
32.2 Transferred from surplus (Stock Dividend).....	0	0	0
32.3 Transferred to surplus.....	0	0	0
33. Surplus adjustments:			
33.1 Paid in.....	0	0	0
33.2 Transferred to capital (Stock Dividend).....	0	0	0
33.3 Transferred from capital.....	0	0	0
34. Net remittances from or (to) Home Office.....	0	0	0
35. Dividends to stockholders.....	(81,000,000)	(50,000,000)	(99,000,000)
36. Change in treasury stock.....	0	0	0
37. Aggregate write-ins for gains and losses in surplus.....	(261,360)	0	0
38. Change in surplus as regards policyholders (Lines 22 through 37).....	102,134,603	74,371,933	47,890,094
39. Surplus as regards policyholders, as of statement date (Lines 21 plus 38).....	1,159,890,940	1,084,238,176	1,057,756,337
DETAILS OF WRITE-INS			
0501.	0	0	0
0502.	0	0	0
0503.	0	0	0
0598. Summary of remaining write-ins for Line 5 from overflow page.....	0	0	0
0599. Totals (Lines 0501 thru 0503 plus 0598) (Line 5 above).....	0	0	0
1401. Profit and loss, miscellaneous.....	32,313,616	(1,144,565)	5,729,136
1402. Other assets tri-party/tax credit bond income.....	218,742	253,076	333,975
1403. Fines and penalties of regulatory authorities.....	(11,472)	(13,945)	(17,328)
1498. Summary of remaining write-ins for Line 14 from overflow page.....	(209,497)	799,349	778,425
1499. Totals (Lines 1401 thru 1403 plus 1498) (Line 14 above).....	32,311,390	(106,084)	6,824,207
3701. Prior period adjustment.....	(261,360)	0	0
3702.	0	0	0
3703.	0	0	0
3798. Summary of remaining write-ins for Line 37 from overflow page.....	0	0	0
3799. Totals (Lines 3701 thru 3703 plus 3798) (Line 37 above).....	(261,360)	0	0

THE STANDARD FIRE INSURANCE COMPANY

CASH FLOW

	1 Current Year to Date	2 Prior Year To Date	3 Prior Year Ended December 31
CASH FROM OPERATIONS			
1. Premiums collected net of reinsurance.....	711,013,381	686,418,885	921,997,520
2. Net investment income.....	88,117,410	95,185,127	153,046,092
3. Miscellaneous income.....	33,541,832	1,462,370	8,770,343
4. Total (Lines 1 through 3).....	832,672,624	783,066,383	1,083,813,954
5. Benefit and loss related payments.....	369,880,261	377,501,118	514,749,966
6. Net transfers to Separate Accounts, Segregated Accounts and Protected Cell Accounts.....	0	0	0
7. Commissions, expenses paid and aggregate write-ins for deductions.....	307,415,482	306,734,021	405,336,297
8. Dividends paid to policyholders.....	1,219,364	1,124,467	1,670,748
9. Federal and foreign income taxes paid (recovered) net of \$.....(1,258,480) tax on capital gains (losses).....	33,985,837	278,489	(5,040,277)
10. Total (Lines 5 through 9).....	712,500,944	685,638,095	916,716,735
11. Net cash from operations (Line 4 minus Line 10).....	120,171,679	97,428,288	167,097,218
CASH FROM INVESTMENTS			
12. Proceeds from investments sold, matured or repaid:			
12.1 Bonds.....	193,975,431	243,071,680	353,257,580
12.2 Stocks.....	27,681	835,680	835,680
12.3 Mortgage loans.....	0	0	0
12.4 Real estate.....	719,733	0	0
12.5 Other invested assets.....	4,290,012	43,118,973	45,082,870
12.6 Net gains or (losses) on cash, cash equivalents and short-term investments.....	0	0	0
12.7 Miscellaneous proceeds.....	16,903,854	16,898,370	8,480,434
12.8 Total investment proceeds (Lines 12.1 to 12.7).....	215,916,711	303,924,703	407,656,564
13. Cost of investments acquired (long-term only):			
13.1 Bonds.....	129,925,603	263,773,761	425,189,577
13.2 Stocks.....	9,533	32,527	51,863
13.3 Mortgage loans.....	0	0	0
13.4 Real estate.....	0	0	0
13.5 Other invested assets.....	30,545,832	28,902,977	41,314,436
13.6 Miscellaneous applications.....	0	688,201	174,772
13.7 Total investments acquired (Lines 13.1 to 13.6).....	160,480,968	293,397,466	466,730,648
14. Net increase (decrease) in contract loans and premium notes.....	0	0	0
15. Net cash from investments (Line 12.8 minus Line 13.7 and Line 14).....	55,435,743	10,527,237	(59,074,084)
CASH FROM FINANCING AND MISCELLANEOUS SOURCES			
16. Cash provided (applied):			
16.1 Surplus notes, capital notes.....	0	0	0
16.2 Capital and paid in surplus, less treasury stock.....	0	0	0
16.3 Borrowed funds.....	0	0	0
16.4 Net deposits on deposit-type contracts and other insurance liabilities.....	0	0	0
16.5 Dividends to stockholders.....	81,000,000	50,000,000	99,000,000
16.6 Other cash provided (applied).....	(11,276,094)	(6,085,779)	(17,248,173)
17. Net cash from financing and miscellaneous sources (Lines 16.1 through 16.4 minus Line 16.5 plus Line 16.6).....	(92,276,094)	(56,085,779)	(116,248,173)
RECONCILIATION OF CASH, CASH EQUIVALENTS AND SHORT-TERM INVESTMENTS			
18. Net change in cash, cash equivalents and short-term investments (Line 11 plus Line 15 plus Line 17).....	83,331,329	51,869,746	(8,225,039)
19. Cash, cash equivalents and short-term investments:			
19.1 Beginning of year.....	8,372,698	16,597,736	16,597,736
19.2 End of period (Line 18 plus Line 19.1).....	91,704,027	68,467,483	8,372,698
Note: Supplemental disclosures of cash flow information for non-cash transactions:			
20.0001 Exchange of bonds.....	17,178,341	0	0
20.0002 Stock distribution from limited partnership.....	9,533	32,527	51,863

NOTES TO FINANCIAL STATEMENTS

Note 1 - Summary of Significant Accounting Policies

A. Accounting Practices:

The Standard Fire Insurance Company (the Company) prepares its statutory financial statements in conformity with accounting practices prescribed or permitted by the State of Connecticut. The State of Connecticut requires that insurance companies domiciled in Connecticut prepare their statutory basis financial statements in accordance with the National Association of Insurance Commissioners (NAIC) *Accounting Practices and Procedures Manual*, subject to any deviations prescribed or permitted by the Connecticut Insurance Commissioner. The Company has not applied for and does not believe that it employs any statutory accounting practices that would be considered a permitted practice in its financial statements.

B. Use of Estimates in the Preparation of the Financial Statements:

No significant change.

C. Accounting Policy:

No significant change.

Note 2 - Accounting Changes and Corrections of Errors

During the first quarter of 2013, an error in the reporting of "Taxes, licenses and fees" (TL&F), "Payable to parent, subsidiaries and affiliates" and "Amounts withheld or retained by company for account of others" was detected. The error resulted in paid TL&F associated with business not covered by an affiliated reinsurance agreement not being allocated to the Company, causing an understatement of the reported amount in the TL&F payable account. In accordance with SSAP No. 3, *Accounting Changes and Corrections of Errors*, the Company corrected this error on the March 31, 2013 statutory financial statement.

The correction resulted in an additional \$2.7 million to TL&F, offset by both a reduction of \$0.3 million in Amounts withheld or retained by company for account of others, and \$2.4 million to Payable to parent, subsidiaries and affiliates. This error did not impact Net income or Surplus as regards policyholders.

Note 3 - Business Combinations and Goodwill

No significant change.

Note 4 - Discontinued Operations

No significant change.

Note 5 - Investments

A. Mortgage Loans including Mezzanine Real Estate Loans:

No significant change.

B. Debt Restructuring:

No significant change.

C. Reverse Mortgages:

No significant change.

D. Loan-Backed Securities:

- The Company applies the retrospective method of revaluing loan-backed securities. The Company's loan-backed securities are revalued quarterly using the constant effective yield method which includes an adjustment for estimated principal repayments, if any. The effective yield used to determine amortization for these securities is recalculated and adjusted periodically based upon actual historical and/or projected future cash flows. The Company changes from the retrospective to prospective method for valuing the securities when an other-than-temporary impairment has been recorded.

For collateralized mortgage obligations, asset-backed securities and pass-through certificates prepayment assumptions are adjusted periodically.

When unit prices published by the Securities Valuation Office were not available, the Combined Pool uses a nationally recognized pricing service, as well as broker quotes in determining the fair value of its loan-backed securities.

- Not applicable.

- Loan-backed and structured securities with other-than-temporary impairments are as follows:

Cusip	Amortized cost basis before other-than- temporary impairment	Projected cash flow	Other-than- temporary impairment recognized in loss	Amortized cost basis after other- than-temporary impairment	Fair value	Impairment Quarter / Year
66987XCD5	\$ 167,429	\$ 160,690	\$ 6,739	\$ 160,690	\$ 125,183	Q4 – 2009
66987XCD5	133,209	131,463	1,746	131,463	127,394	Q2 – 2011
126671R32	8,595,404	8,590,098	5,306	8,590,098	8,647,713	Q2 – 2011
66987XCD5	129,107	121,722	7,386	121,722	120,858	Q3 – 2011
126671R32	7,967,932	7,966,717	1,215	7,966,717	7,903,828	Q3 – 2011

NOTES TO FINANCIAL STATEMENTS

4. The gross unrealized investment losses and related fair value for impaired securities for which an other-than-temporary impairment has not been recognized as a realized loss were as follows:

a. The aggregate amount of unrealized losses:

1. Less than 12 Months	\$	224
2. 12 Months or Longer	\$	35,119

b. The aggregate related fair values of securities with unrealized losses:

1. Less than 12 Months	\$	16,603
2. 12 Months or Longer	\$	5,115,350

5. The Company determines an other-than-temporary impairment by utilizing discounted cash flow modeling to determine the present value of the security and comparing the present value with the amortized cost of the security. If the amortized cost is greater than the present value of the expected cash flows, the difference is considered a credit loss and recognized in net realized capital gains (losses). The Company estimates the present value of the security by projecting future cash flows of the assets underlying the securitization, allocating the flows to the various tranches based on the structure of the securitization, and determining the present value of the cash flows using the effective yield of the security at the date of acquisition (or the most recent implied rate used to accrete the security if the implied rate has changed as a result of a previous impairment or changes in expected cash flows). The Company incorporates levels of delinquencies, defaults and severities as well as credit attributes of the remaining assets in the securitization, along with other economic data, to arrive at its best estimate of the parameters applied to the assets underlying the securitization.

E. Repurchase Agreements and/or Securities Lending Transactions:

Not applicable.

F. Real Estate:

On September 1, 2013, company occupied real estate was sold to 99 South Main LLC resulting in a realized capital loss of \$3,056,931. The property located at 99 South Main Street, Fall River, Massachusetts was originally acquired on January 1, 1981.

G. Investments in Low-Income Housing Tax Credits (LIHTC):

No significant change.

Note 6 - Joint Ventures, Partnerships and Limited Liability Companies

No significant change.

Note 7 - Investment Income

No significant change.

Note 8 - Derivative Instruments

No significant change.

Note 9 - Income Taxes

No significant change.

Note 10 - Information Concerning Parent, Subsidiaries, Affiliates and Other Related Parties

No significant change.

Note 11- Debt

No significant change.

Note 12 - Retirement Plans, Deferred Compensation, Postemployment Benefits and Compensated Absences and Other Postretirement Benefit Plans

A. Defined Benefit Plan:

Not applicable.

B. Defined Contribution Plan:

Not applicable.

C. Multiemployer Plan:

Not applicable.

D. Consolidated/Holding Company Plans:

No significant change.

E. Postemployment Benefits and Compensated Absences:

Not applicable.

F. Impact of Medicare Modernization Act of Postretirement Benefits:

Not applicable.

NOTES TO FINANCIAL STATEMENTS**Note 13 - Capital and Surplus, Shareholders' Dividend Restrictions and Quasi-Reorganizations**

Through September 30, 2013, the Company paid dividends totaling \$81 million to its parent company, Travelers Insurance Group Holdings Inc. as follows:

(in thousands)	Ordinary	Extraordinary	Total
March 20	\$ 31,000	\$ -	\$ 31,000
June 24	50,000	-	50,000

Note 14 - Contingencies

No significant change.

Note 15 - Leases

No significant change.

Note 16 - Information About Financial Instruments With Off-Balance Sheet Risk and Financial Instruments With Concentrations of Credit Risk

No significant change.

Note 17 - Sale, Transfer and Servicing of Financial Assets and Extinguishments of Liabilities

A. Transfers of Receivables Reported as Sales:

No significant change.

B. Transfer and Servicing of Financial Assets:

Not applicable.

C. Wash Sales:

Not applicable.

Note 18 - Gain or Loss to the Reporting Entity from Uninsured Plans and the Uninsured Portion of Partially Insured Plans

No significant change.

Note 19 - Direct Premium Written/Produced by Managing General Agents/Third Party Administrators

No significant change.

Note 20 - Fair Value Measurements

The Company's estimates of fair value for financial assets and financial liabilities are based on the framework established in the fair value accounting guidance. The framework is based on the inputs used in valuation, gives the highest priority to quoted prices in active markets, and requires that observable inputs be used in the valuations when available. The disclosure of fair value estimates in the fair value accounting guidance hierarchy is based on whether the significant inputs into the valuation are observable. In determining the level of the hierarchy in which the estimate is disclosed, the highest priority is given to unadjusted quoted prices in active markets and the lowest priority to unobservable inputs that reflect the Company's significant market assumptions. The level in the fair value hierarchy within which the fair value measurement is reported is based on the lowest level input that is significant to the measurement in its entirety. The three levels of the hierarchy are as follows:

- Level 1 - Unadjusted quoted market prices for identical assets or liabilities in active markets that the Company has the ability to access.
- Level 2 - Quoted prices for similar assets or liabilities in active markets; quoted prices for identical or similar assets or liabilities in inactive markets; or valuations based on models where the significant inputs are observable (e.g., interest rates, yield curves, prepayment speeds, default rates, loss severities, etc.) or can be corroborated by observable market data.
- Level 3 - Valuations based on models where significant inputs are not observable. The unobservable inputs reflect the Company's own assumptions about the inputs that market participants would use.

A. (1) Securities measured and reported at fair value as of September 30, 2013:

Description	Level 1	Level 2	Level 3	Total
Bonds				
Industrial and miscellaneous	\$ -	\$ 258,000	\$ 35,320,308	\$ 35,578,308
Preferred stock				
Non-redeemable preferred stock	-	641,636	-	641,636
Common stock	-	6,864	-	6,864
Total assets at fair value	\$ -	\$ 906,500	\$ 35,320,308	\$ 36,226,808

There were no significant transfers from level 1 to level 2 during the quarter.

(2) Securities measured and reported at fair value using significant unobservable inputs (Level 3):

Description	Beginning Balance at 6/30/2013	Transfer into Level 3	Transfer out of Level 3	Total gains & (losses) included in Net Income	Total gains & (losses) included in Surplus	Purchases	Issuances	Sales	Settlements	Ending Balance at 9/30/2013
Bonds	\$ 35,537,039	\$ 4,841,628	\$ (2,509,164)	\$ (7,675)	\$ 17,203	\$ -	\$ 2,487,500	\$ -	\$ (5,046,223)	\$ 35,320,308

NOTES TO FINANCIAL STATEMENTS

- (3) The Company holds NAIC designation 3 – 6 securities at the lower of cost or market as defined in SSAP No. 26, *Bonds, excluding Loan-backed and Structured Securities*. Market fluctuations cause securities to change from being held at cost to fair value or vice versa. These changes result in a transfer in or out of level 3.

The Company transfers securities out of level 3 when it is able to obtain market observable data. The Company recognizes these transfers at the end of the period.

- (4) Bonds and preferred stock were carried at fair value in accordance with NAIC guidance. These securities were generally priced by the SVO or by a third party organization.

The Company holds common stock where fair value is based on observable market information rather than market quotes. Accordingly, the estimates of fair value for such common stock are included in the amount disclosed in level 2 of the hierarchy.

- (5) Not applicable.

B. Not applicable.

- C. The following table provides the aggregate fair value and reported aggregate admitted asset value by type of financial instrument; and the hierarchy level in which the fair values fall.

(At September 30, 2013)	Aggregate	Admitted				Not
<u>Description</u>	<u>Fair Value</u>	<u>Assets</u>	<u>Level 1</u>	<u>Level 2</u>	<u>Level 3</u>	<u>Practicable (Carrying Value)</u>
Short term bonds	\$ 91,604,027	\$ 91,604,027	\$ 41,421,380	\$ 50,182,647	\$ -	\$ -
Long term bonds	2,292,270,831	2,204,739,925	61,038,530	2,151,142,362	80,089,939	-
Preferred stock	641,636	641,636	-	641,636	-	-
Common stock	6,864	6,864	-	6,864	-	-

(At December 31, 2012)	Aggregate	Admitted				Not
<u>Description</u>	<u>Fair Value</u>	<u>Assets</u>	<u>Level 1</u>	<u>Level 2</u>	<u>Level 3</u>	<u>Practicable (Carrying Value)</u>
Short term bonds	\$ 8,272,698	\$ 8,272,698	\$ 3,398,720	\$ 4,849,639	\$ 24,339	\$ -
Long term bonds	2,443,688,997	2,275,400,491	56,948,640	2,311,178,612	75,561,745	-
Preferred stock	579,975	579,975	579,975	-	-	-
Common stock	17,886	17,886	17,886	-	-	-

D. Not applicable.

Note 21 – Other Items

No significant change.

Note 22 – Events Subsequent

No significant change.

Note 23 - Reinsurance

No significant change.

Note 24 – Retrospectively Rated Contracts & Contracts Subject to Redetermination

No significant change.

Note 25 – Change in Incurred Losses and Loss Adjustment Expenses

During the period from January 1, 2013 to September 30, 2013, the prior year-end total loss and loss adjustment expense reserves developed favorably by \$16,585,000, resulting from better than expected loss and DCC development primarily in the special property, other liability – occurrence, and homeowners lines, and from lower estimates for adjusting and other expenses.

The improvement in the special property line was driven by better than expected development for catastrophe and non-catastrophe claims in accident years 2010 – 2012. The improvement in the other liability – occurrence line impacted accident years 2004 – 2012 and reflected more favorable legal and judicial environments than what the Company previously expected. This improvement was partially offset by unfavorable development in asbestos and environmental reserves for “Prior” accident years. The improvement in the homeowners line was driven primarily by better than expected development for catastrophe and non-catastrophe claims in accident years 2011 and 2012. Lastly, the improvement in adjusting and other expense reserves was driven by improvement in the underlying loss and DCC reserves and by the allocation of adjusting and other expense reserves by year as disclosed in the Schedule P Interrogatories of the Company.

The remaining changes are generally the result of ongoing analyses of recent loss data and trends. A portion of the change from prior year effects relates to retrospectively rated policies, and these policies are subject to premium adjustments.

Note 26 – Intercompany Pooling Arrangements

No significant change.

Note 27 – Structured Settlements

No significant change.

Note 28 – Health Care Receivables

No significant change.

NOTES TO FINANCIAL STATEMENTS

Note 29 – Participating Policies

No significant change.

Note 30 – Premium Deficiency Reserves

No significant change.

Note 31 – High Deductibles

No significant change.

Note 32 – Discounting of Liabilities for Unpaid Losses or Unpaid Loss Adjustment Expenses

No significant change.

Note 33 – Asbestos/Environmental Reserves

No significant change.

Note 34 – Subscriber Savings Accounts

No significant change.

Note 35 – Multiple Peril Crop Insurance

No significant change.

Note 36 - Financial Guaranty Insurance

A. No significant change.

B. Not applicable.

**THE STANDARD FIRE INSURANCE COMPANY
GENERAL INTERROGATORIES**

PART 1 - COMMON INTERROGATORIES - GENERAL

- 1.1 Did the reporting entity experience any material transactions requiring the filing of Disclosure of Material Transactions with the State of Domicile, as required by the Model Act? Yes [] No [X]
- 1.2 If yes, has the report been filed with the domiciliary state? Yes [] No []
- 2.1 Has any change been made during the year of this statement in the charter, by-laws, articles of incorporation, or deed of settlement of the reporting entity? Yes [] No [X]
- 2.2 If yes, date of change:
- 3.1 Have there been any substantial changes in the organizational chart since the prior quarter end? Yes [] No [X]
- 3.2 If the response to 3.1 is yes, provide a brief description of those changes.

- 4.1 Has the reporting entity been a party to a merger or consolidation during the period covered by this statement? Yes [] No [X]
- 4.2 If yes, provide name of entity, NAIC Company Code, and state of domicile (use two letter state abbreviation) for any entity that has ceased to exist as a result of the merger or consolidation.

1 Name of Entity	2 NAIC Company Code	3 State of Domicile

- 5. If the reporting entity is subject to a management agreement, including third-party administrator(s), managing general agent(s), attorney-in-fact, or similar agreement, have there been any significant changes regarding the terms of the agreement or principals involved? Yes [] No [] N/A [X]
If yes, attach an explanation.

- 6.1 State as of what date the latest financial examination of the reporting entity was made or is being made. 12/31/2009.....
- 6.2 State the as of date that the latest financial examination report became available from either the state of domicile or the reporting entity. This date should be the date of the examined balance sheet and not the date the report was completed or released. 12/31/2009.....
- 6.3 State as of what date the latest financial examination report became available to other states or the public from either the state of domicile or the reporting entity. This is the release date or completion date of the examination report and not the date of the examination (balance sheet date). 3/14/2011.....
- 6.4 By what department or departments?
Connecticut

- 6.5 Have all financial statement adjustments within the latest financial examination report been accounted for in a subsequent financial statement filed with Departments? Yes [] No [] N/A [X]
- 6.6 Have all of the recommendations within the latest financial examination report been complied with? Yes [X] No [] N/A []

- 7.1 Has this reporting entity had any Certificates of Authority, licenses or registrations (including corporate registration, if applicable) suspended or revoked by any governmental entity during the reporting period? Yes [] No [X]
- 7.2 If yes, give full information:
.....
.....

- 8.1 Is the company a subsidiary of a bank holding company regulated by the Federal Reserve Board? Yes [] No [X]
- 8.2 If response to 8.1 is yes, please identify the name of the bank holding company.
.....
.....

- 8.3 Is the company affiliated with one or more banks, thrifts or securities firms? Yes [] No [X]
- 8.4 If the response to 8.3 is yes, please provide below the names and location (city and state of the main office) of any affiliates regulated by a federal regulatory services agency [i.e. the Federal Reserve Board (FRB), the Office of the Comptroller of the Currency (OCC), the Federal Deposit Insurance Corporation (FDIC) and the Securities Exchange Commission (SEC)] and identify the affiliate's primary federal regulator].

1 Affiliate Name	2 Location (City, State)	3 FRB	4 OCC	5 FDIC	6 SEC

- 9.1 Are the senior officers (principal executive officer, principal financial officer, principal accounting officer or controller, or persons performing similar functions) of the reporting entity subject to a code of ethics, which includes the following standards? Yes [X] No []
 - (a) Honest and ethical conduct, including the ethical handling of actual or apparent conflicts of interest between personal and professional relationships;
 - (b) Full, fair, accurate, timely and understandable disclosure in the periodic reports required to be filed by the reporting entity;
 - (c) Compliance with applicable governmental laws, rules and regulations;
 - (d) The prompt internal reporting of violations to an appropriate person or persons identified in the code; and
 - (e) Accountability for adherence to the code.

- 9.11 If the response to 9.1 is No, please explain:
.....
.....

- 9.2 Has the code of ethics for senior managers been amended? Yes [] No [X]
- 9.21 If the response to 9.2 is Yes, provide information related to amendment(s).
.....
.....

- 9.3 Have any provisions of the code of ethics been waived for any of the specified officers? Yes [] No [X]
- 9.31 If the response to 9.3 is Yes, provide the nature of any waiver(s).
.....
.....

PART 1 - FINANCIAL

- 10.1 Does the reporting entity report any amounts due from parent, subsidiaries or affiliates on Page 2 of this statement? Yes [X] No []
- 10.2 If yes, indicate any amounts receivable from parent included in the Page 2 amount: \$.....0

THE STANDARD FIRE INSURANCE COMPANY

PART 1 - INVESTMENT

11.1 Were any of the stocks, bonds, or other assets of the reporting entity loaned, placed under option agreement, or otherwise made available for use by another person? (Exclude securities under securities lending agreements.) Yes [] No [X]

11.2 If yes, give full and complete information relating thereto:

12. Amount of real estate and mortgages held in other invested assets in Schedule BA: \$.....29,417,430

13. Amount of real estate and mortgages held in short-term investments: \$.....0

14.1 Does the reporting entity have any investments in parent, subsidiaries and affiliates? Yes [X] No []

14.2 If yes, please complete the following:

	1	2
	Prior Year-End Book/Adjusted Carrying Value	Current Quarter Book/Adjusted Carrying Value
14.21 Bonds.....	\$0	\$0
14.22 Preferred Stock.....	\$0	\$0
14.23 Common Stock.....	\$485,962,096	\$538,079,833
14.24 Short-Term Investments.....	\$0	\$0
14.25 Mortgage Loans on Real Estate.....	\$0	\$0
14.26 All Other.....	\$30,058,906	\$30,609,501
14.27 Total Investment in Parent, Subsidiaries and Affiliates (Subtotal Lines 14.21 to 14.26).....	\$516,021,002	\$568,689,334
14.28 Total Investment in Parent included in Lines 14.21 to 14.26 above.....	\$0	\$0

15.1 Has the reporting entity entered into any hedging transactions reported on Schedule DB? Yes [] No [X]

15.2 If yes, has a comprehensive description of the hedging program been made available to the domiciliary state? Yes [] No []
If no, attach a description with this statement.

16. For the reporting entity's security lending program, state the amount of the following as of current statement date:

16.1 Total fair value of reinvested collateral assets reported on Schedule DL, Parts 1 and 2: \$.....1,020,022

16.2 Total book adjusted/carrying value of reinvested collateral assets reported on Schedule DL, Parts 1 and 2: \$.....1,020,022

16.3 Total payable for securities lending reporting on the liability page: \$.....1,020,022

17. Excluding items in Schedule E-Part 3-Special Deposits, real estate, mortgage loans and investments held physically in the reporting entity's offices, vaults or safety deposit boxes, were all stocks, bonds and other securities, owned throughout the current year held pursuant to a custodial agreement with a qualified bank or trust company in accordance with Section 1, III - General Examination Considerations, F. Outsourcing of Critical Functions, Custodial or Safekeeping Agreements of the NAIC Financial Condition Examiners Handbook? Yes [X] No []

17.1 For all agreements that comply with the requirements of the NAIC Financial Condition Examiners Handbook, complete the following:

1	2
Name of Custodian(s)	Custodian Address
JPMorgan Chase	270 Park Avenue, New York, NY 10017-2070

17.2 For all agreements that do not comply with the requirements of the NAIC Financial Condition Examiners Handbook, provide the name, location and a complete explanation.

1	2	3
Name(s)	Location(s)	Complete Explanation(s)
N/A		

17.3 Have there been any changes, including name changes, in the custodian(s) identified in 17.1 during the current quarter? Yes [] No [X]

17.4 If yes, give full and complete information relating thereto:

1	2	3	4
Old Custodian	New Custodian	Date of Change	Reason

17.5 Identify all investment advisors, broker/dealers or individuals acting on behalf of broker/dealers that have access to the investment accounts, handle securities and have authority to make investments on behalf of the reporting entity:

1	2	3
Central Registration Depository	Name(s)	Address
N/A		

18.1 Have all the filing requirements of the Purposes and Procedures Manual of the NAIC Securities Valuation Office been followed? Yes [X] No []

18.2 If no, list exceptions:

THE STANDARD FIRE INSURANCE COMPANY
GENERAL INTERROGATORIES (continued)

PART 2

PROPERTY & CASUALTY INTERROGATORIES

1. If the reporting entity is a member of a pooling arrangement, did the agreement or the reporting entity's participation change? Yes [] No [X] N/A []
 If yes, attach an explanation.

2. Has the reporting entity reinsured any risk with any other reporting entity and agreed to release such entity from liability, in whole or in part, from any loss that may occur on the risk, or portion thereof, reinsured? Yes [] No [X]
 If yes, attach an explanation.

3.1 Have any of the reporting entity's primary reinsurance contracts been canceled? Yes [] No [X]
 3.2 If yes, give full and complete information thereto:

4.1 Are any of the liabilities for unpaid losses and loss adjustment expenses other than certain workers' compensation tabular reserves (see Annual Statement Instructions pertaining to disclosure of discounting for definition of "tabular reserves,") discounted at a rate of interest greater than zero? Yes [X] No []
 4.2 If yes, complete the following schedule:

1 Line of Business	2 Maximum Interest	3 Disc. Rate	Total Discount				Discount Taken During Period			
			4 Unpaid Losses	5 Unpaid LAE	6 IBNR	7 Total	8 Unpaid Losses	9 Unpaid LAE	10 IBNR	11 Total
Other liability-occurrence0.0005.000 %008,289,4488,289,448046,028046,028
TotalXXX...XXX.....008,289,4488,289,448046,028046,028

5. Operating Percentages:

5.1 A&H loss percent 0.0 %

5.2 A&H cost containment percent 0.0 %

5.3 A&H expense percent excluding cost containment expenses 0.0 %

6.1 Do you act as a custodian for health savings accounts? Yes [] No [X]

6.2 If yes, please provide the amount of custodial funds held as of the reporting date. 0

6.3 Do you act as an administrator for health savings accounts? Yes [] No [X]

6.4 If yes, please provide the amount of funds administered as of the reporting date. 0

SCHEDULE F - CEDED REINSURANCE

Showing All New Reinsurers - Current Year to Date

1 NAIC Company Code	2 Federal ID Number	3 Name of Reinsurer	4 Domiciliary Jurisdiction	5 Is Insurer Authorized? (YES or NO)
------------------------------	------------------------------	----------------------------	--------------------------------------	---

NONE

THE STANDARD FIRE INSURANCE COMPANY

SCHEDULE T - EXHIBIT OF PREMIUMS WRITTEN

Current Year to Date - Allocated by States and Territories

States, Etc.	1 Active Status	Direct Premiums Written		Direct Losses Paid (Deducting Salvage)		Direct Losses Unpaid	
		2 Current Year to Date	3 Prior Year to Date	4 Current Year to Date	5 Prior Year to Date	6 Current Year to Date	7 Prior Year to Date
1. Alabama.....	AL.....L.....	12,911,352	12,492,438	4,882,727	7,466,788	10,553,345	10,258,937
2. Alaska.....	AK.....L.....	33,543	32,620	10,627	6,468	532,333	519,857
3. Arizona.....	AZ.....L.....	9,405,558	11,718,861	4,592,459	4,867,280	14,257,918	14,413,710
4. Arkansas.....	AR.....L.....	5,624,814	6,123,662	2,433,179	3,750,998	7,698,262	8,538,305
5. California.....	CA.....L.....	150,956,292	169,313,702	92,047,391	99,383,869	107,211,988	108,123,765
6. Colorado.....	CO.....L.....	21,677,441	23,061,768	11,839,570	19,272,115	9,591,276	13,320,361
7. Connecticut.....	CT.....L.....	60,061,570	65,402,506	70,143,501	29,845,480	58,352,152	64,013,333
8. Delaware.....	DE.....L.....	5,014,466	5,034,038	2,587,154	3,063,614	6,514,624	6,692,342
9. District of Columbia.....	DC.....L.....	15,359,302	17,044,418	4,446,185	6,698,647	8,383,090	11,523,037
10. Florida.....	FL.....L.....	25,271,738	24,846,482	3,408,727	7,557,105	25,095,613	32,273,472
11. Georgia.....	GA.....L.....	21,654,413	22,421,610	10,525,829	10,236,654	12,378,242	13,881,118
12. Hawaii.....	HI.....L.....	250,747	173,769	103,607	90,132	1,786,141	2,100,785
13. Idaho.....	ID.....L.....	701,380	735,927	432,817	672,760	279,315	634,615
14. Illinois.....	IL.....L.....	13,624,713	16,371,011	10,487,655	7,927,824	20,993,317	20,701,467
15. Indiana.....	IN.....L.....	12,375,043	13,681,050	7,021,259	9,300,823	9,308,809	8,367,458
16. Iowa.....	IA.....L.....	3,371,248	3,076,074	1,247,747	1,004,167	3,272,616	2,856,815
17. Kansas.....	KS.....L.....	5,427,345	6,309,140	3,542,708	4,567,951	8,016,661	9,025,249
18. Kentucky.....	KY.....L.....	13,723,272	13,516,556	2,929,010	11,071,445	8,158,605	8,032,916
19. Louisiana.....	LA.....L.....	25,405,667	26,367,288	9,503,081	8,315,008	12,944,717	55,254,692
20. Maine.....	ME.....L.....	6,453,875	6,690,580	2,529,361	1,637,246	12,430,698	13,574,856
21. Maryland.....	MD.....L.....	102,396,616	108,900,251	37,890,224	60,824,583	45,709,609	57,107,239
22. Massachusetts.....	MA.....L.....	44,182,603	42,006,889	14,351,638	12,607,256	11,818,868	16,080,309
23. Michigan.....	MI.....L.....	4,581,862	5,843,184	4,722,098	3,991,871	53,826,811	54,543,151
24. Minnesota.....	MN.....L.....	10,255,196	15,068,468	8,012,000	6,182,051	25,259,932	26,598,206
25. Mississippi.....	MS.....L.....	4,268,212	3,923,453	3,203,834	1,218,138	4,423,421	4,873,252
26. Missouri.....	MO.....L.....	21,373,950	23,194,462	7,826,794	18,030,642	16,158,324	16,721,497
27. Montana.....	MT.....L.....	1,245,962	1,399,611	458,806	767,025	2,098,491	2,533,533
28. Nebraska.....	NE.....L.....	3,635,520	2,933,570	3,774,436	952,820	1,689,425	1,855,459
29. Nevada.....	NV.....L.....	1,566,614	1,792,248	287,489	385,927	672,416	935,719
30. New Hampshire.....	NH.....L.....	4,991,846	5,056,634	1,308,283	1,165,058	1,847,947	2,372,189
31. New Jersey.....	NJ.....L.....	14,391,236	13,096,963	218,634,241	22,235,074	30,045,500	15,923,730
32. New Mexico.....	NM.....L.....	6,875,617	7,662,240	3,327,071	4,186,970	12,108,628	12,427,502
33. New York.....	NY.....L.....	47,204,784	39,974,045	848,479,038	53,733,972	48,680,514	35,059,942
34. North Carolina.....	NC.....L.....	63,889,372	73,143,963	34,081,640	45,732,333	42,396,507	43,485,876
35. North Dakota.....	ND.....L.....	176,648	255,721	128,988	124,480	352,449	462,968
36. Ohio.....	OH.....L.....	19,759,503	22,091,325	7,552,063	10,729,258	6,689,037	8,026,772
37. Oklahoma.....	OK.....L.....	12,730,818	15,525,370	9,655,423	9,395,443	24,212,801	18,949,052
38. Oregon.....	OR.....L.....	1,813,547	1,832,792	802,889	1,361,420	7,082,740	7,839,844
39. Pennsylvania.....	PA.....L.....	27,866,684	25,780,203	11,988,458	29,493,604	38,614,811	45,324,000
40. Rhode Island.....	RI.....L.....	8,486,340	9,229,162	11,186,656	3,200,055	4,248,115	4,273,516
41. South Carolina.....	SC.....L.....	39,993,921	42,043,811	13,371,145	19,010,506	16,326,959	17,965,510
42. South Dakota.....	SD.....L.....	932,843	651,425	161,321	164,869	920,259	816,112
43. Tennessee.....	TN.....L.....	33,484,004	37,043,363	16,401,236	50,286,782	10,066,657	12,607,700
44. Texas.....	TX.....L.....	35,253,034	35,468,744	11,425,876	15,585,561	55,009,145	56,879,606
45. Utah.....	UT.....L.....	3,336,681	4,840,087	1,965,629	2,124,665	5,682,876	5,659,975
46. Vermont.....	VT.....L.....	4,052,189	3,427,478	964,339	2,727,704	2,589,834	2,314,188
47. Virginia.....	VA.....L.....	44,907,801	45,705,128	13,439,037	21,835,426	17,799,263	21,159,690
48. Washington.....	WA.....L.....	5,873,920	6,204,374	1,567,519	2,744,972	2,556,719	3,084,098
49. West Virginia.....	WV.....L.....	5,171,415	4,826,415	586,143	662,519	2,633,563	1,738,076
50. Wisconsin.....	WI.....L.....	7,569,993	8,052,995	3,874,266	4,559,995	8,217,813	8,350,222
51. Wyoming.....	WY.....L.....	282,906	354,165	31,862	94,058	151,843	180,518
52. American Samoa.....	AS.....N.....	0	0	0	0	0	0
53. Guam.....	GU.....N.....	0	0	0	0	0	0
54. Puerto Rico.....	PR.....L.....	28,250	20,561	0	0	0	0
55. US Virgin Islands.....	VI.....L.....	326,699	356,995	0	0	0	0
56. Northern Mariana Islands.....	MP.....N.....	0	0	0	0	0	0
57. Canada.....	CAN.....N.....	0	0	0	0	0	0
58. Aggregate Other Alien.....	OT.....XXX.....	0	0	0	0	0	0
59. Totals.....	(a).....53.....	992,210,364	1,052,119,593	1,536,175,035	642,851,414	837,651,000	910,256,541

DETAILS OF WRITE-INS

58001.....	XXX.....	0	0	0	0	0	0
58002.....	XXX.....	0	0	0	0	0	0
58003.....	XXX.....	0	0	0	0	0	0
58998. Summary of remaining write-ins for Line 58 from overflow page....	XXX.....	0	0	0	0	0	0
58999. Totals (Lines 58001 thru 58003+ Line 58998) (Line 58 above).....	XXX.....	0	0	0	0	0	0

(L) - Licensed or Chartered - Licensed Insurance Carrier or Domiciled RRG; (R) - Registered - Non-domiciled RRGs; (Q) - Qualified - Qualified or Accredited Reinsurer;

(E) - Eligible - Reporting Entities eligible or approved to write Surplus Lines in the state; (N) - None of the above - Not allowed to write business in the state.

(a) Insert the number of L responses except for Canada and Other Alien.

SCHEDULE Y - INFORMATION CONCERNING ACTIVITIES OF INSURER MEMBERS OF A HOLDING COMPANY GROUP

PART 1 - ORGANIZATIONAL CHART

The Travelers Companies, Inc.	Minnesota	41-0518860 Fidelity English Turn Club General Partnership (99%)	Maryland	59-2709441
... St. Paul Fire and Marine Insurance Company (24767) *	Connecticut	41-0406690 English Turn Limited Partnership (1%)	Maryland	59-2635727
... .. St. Paul Mercury Insurance Company (24791) *	Connecticut	41-0881659 English Turn Realty Management, Inc.	Maryland	52-1715225
... .. St. Paul Guardian Insurance Company (24775) *	Connecticut	41-0963301 Fidelity English Turn Club General Partnership (1%)	Maryland	59-2709441
... .. St. Paul Fire and Casualty Insurance Company (40967) *	Wisconsin	41-1419276	... Camperdown Corporation	Delaware	41-1762781
... .. St. Paul Surplus Lines Insurance Company (30481) *	Delaware	41-1230819	... SPC Insurance Agency, Inc.	Minnesota	41-1888760
... .. The Travelers Casualty Company (41769) *	Connecticut	41-1435765	... Aprilgrange Limited	United Kingdom	
... .. Travelers Constitution State Insurance Company (41750) *	Connecticut	41-1435766	... F&G U.K. Underwriters Limited	United Kingdom	
... .. Northbrook Holdings, Inc.	Delaware	51-0375653	... Travelers Underwriting Agency Limited	United Kingdom	
... .. Discover Property & Casualty Insurance Company (36463) *	Illinois	36-2999370	... Travelers Syndicate Management Limited	United Kingdom	
... .. St. Paul Protective Insurance Company (19224) *	Illinois	36-2542404 Travelers Asia Pte. Ltd.	Singapore	
... .. Discover Specialty Insurance Company (10213) *	Illinois	52-1925132	... St. Paul Surety Europe Limited	United Kingdom	
... .. United States Fidelity and Guaranty Company (25887) *	Connecticut	52-0515280	... Travelers Corporate Trustee Ltd.	United Kingdom	
... .. Fidelity and Guaranty Insurance Underwriters, Inc. (25879) *	Wisconsin	52-0616768	... Travelers London Limited	United Kingdom	
... .. Fidelity and Guaranty Insurance Company (35386) *	Iowa	42-1091525 Solicitors Professional Indemnity Limited (49%)	United Kingdom	
... .. Laurel Village Fidelity Realty, Inc.	Maryland	52-1551225	... St. Paul London Properties, Inc.	Minnesota	41-1880024
... .. Laurel Village Joint Venture Partnership (50%)	Minnesota	41-1616702	... TCI Global Services, Inc.	Delaware	52-1965525
... .. Laurel Village I Limited Partnership (99%)	Minnesota	41-1542260	... Travelers Management Limited	United Kingdom	
... .. Laurel Village II Limited Partnership (99%)	Minnesota	41-1542261	... Travelers Insurance Company Limited *	United Kingdom	AA-1121375
... .. Laurel Village III Limited Partnership (99%)	Minnesota	41-1542263 Travelers Professional Risks Limited	United Kingdom	
... .. Laurel Village IV Limited Partnership (99%)	Minnesota	41-1542264	... Travelers Property Casualty Corp.	Connecticut	06-1008174
... .. Laurel Village Tower A Limited Partnership (99%)	Minnesota	41-1542266 Constitution Plaza, Inc.	Connecticut	06-0566030
... .. Laurel Village Tower B Limited Partnership (99%)	Minnesota	41-1593312 Travelers Insurance Group Holdings Inc.	Delaware	06-1445591
... .. Laurel Village Tower C Limited Partnership (99%)	Minnesota	41-1542267 The Standard Fire Insurance Company (19070) *	Connecticut	06-6033509
... .. Laurel Village Swinford Limited Partnership (99%)	Minnesota	41-1542255 Standard Fire Properties, LLC	Delaware	06-6033509
... .. USF&G Retail Associates GP, Inc.	Maryland	52-1704255 Bayhill Restaurant II Associates (50%)	California	94-3097171
... .. USF&G/Fidelity Retail Associates Limited Partnership (1%)	Maryland	52-1704256 Standard Fire UK Investments, LLC	Delaware	06-6033509
... .. USF&G/Fidelity Retail Associates Limited Partnership (83.95%)	Maryland	52-1704256 The Automobile Insurance Company of Hartford, Connecticut (19062) *	Connecticut	06-0848755
... .. BMR Sports Properties, Inc.	Maryland	52-1852190 Auto Hartford Investments, LLC	Delaware	06-0848755
... .. Black Mountain Ranch Limited Partnership (1%)	Maryland	52-1573778 Travelers Personal Security Insurance Company (36145) *	Connecticut	06-1286264
... .. Black Mountain Ranch Limited Partnership (85%)	Maryland	52-1573778 Travelers Property Casualty Insurance Company (36161) *	Connecticut	06-1286274
... .. MMI Capital Trust I	Delaware	52-2073764 Travelers Personal Insurance Company (38130) *	Connecticut	36-3703200
... .. Promenade Partners, LLC	Delaware	41-0406690 Travelers Texas MGA, Inc.	Texas	27-4469564
... .. USF&G Capital I	Delaware	52-1953822 Oregon Evergreen Investor I, LLC	Delaware	06-6033509
... .. USF&G Capital III	Delaware	52-2044075 Lone Rock Timber Investments I, LLC (75%)	Delaware	61-1639956
... .. 350 Market Street, LLC	Delaware	41-0406690 Travelers (Bermuda) Limited *	Bermuda	98-0190863
... .. UA Combined Investment Company Limited (67%)	United Kingdom	 Travelers Lloyds Management Company	Texas	20-4312440
... .. Jago Dedicated Limited (88.9%)	United Kingdom	 TPC Investments Inc.	Connecticut	06-1534005
... .. Jago Dedicated Limited (11.1%)	United Kingdom	 Travelers Casualty and Surety Company (19038) *	Connecticut	06-6033504
... .. Travelers Special Services Limited	United Kingdom	 Farmington Casualty Company (41483) *	Connecticut	06-1067463
... .. Yonkers Financing Corp.	Delaware	20-3033027 8527512 Canada Inc.	Canada	
... .. Castle Pines Fidelity Realty, Inc.	Maryland	52-1735211 Travelers Insurance Company of Canada *	Canada	
... .. Castle Pines Fidelity Associates Limited Partnership (1%)	Maryland	52-1735213 Travelers Casualty and Surety Company of America (31194) *	Connecticut	06-0907370
... .. Fidelity Castle Pines Limited Partnership (50%)	Maryland	52-1631820 Travelers Brazil Holding, LLC	Delaware	06-0907370
... .. Castle Pines Fidelity Associates Limited Partnership (99%)	Maryland	52-1735213 Travelers Brazil Acquisition LLC	Delaware	06-0907370
... .. English Turn Fidelity Realty, Inc.	Maryland	52-1466734 J. Malucelli Participações em Seguros e Resseguros S.A. ("Holdco") (49.5%)	Brazil	
... .. English Turn Limited Partnership (99%)	Maryland	59-2635727 J. Malucelli Resseguradora S.A. *	Brazil	

Notes:

* Denotes affiliated insurer

Unless otherwise stated, subsidiaries listed above are 100% owned by respective parent

**SCHEDULE Y - INFORMATION CONCERNING ACTIVITIES OF INSURER MEMBERS OF A HOLDING COMPANY GROUP
PART 1 - ORGANIZATIONAL CHART**

... .. J. Malucelli Controle de Riscos Ltda. (0.01%)	Brazil	 Travelers Commercial Casualty Company (40282) *	Connecticut	95-3634110
... .. J. Malucelli Seguradora S.A. *	Brazil	 Travelers Distribution Alliance, Inc.	Delaware	62-1657094
... .. J. Malucelli Controle de Riscos Ltda. (99.99%)	Brazil	 Travelers TLD, LLC	Delaware	06-0566050
... .. J. Malucelli Seguros S.A. *	Brazil	 Tiercel, LLC	Delaware	06-0566050
... .. Travelers Casualty Insurance Company of America (19046) *	Connecticut	06-0876835 Redstart, LLC	Delaware	06-0566050
... .. Travelers Casualty Company of Connecticut (36170) *	Connecticut	06-1286266 The Travelers Home and Marine Insurance Company (27998) *	Connecticut	35-1838079
... .. Travelers Casualty UK Investments LLC	Delaware	06-6033504 The Travelers Lloyds Insurance Company (41262) *	Texas	76-0002592
... .. Travelers Commercial Insurance Company (36137) *	Connecticut	06-1286268 Travelers Marine, LLC	Delaware	06-0566050
... .. Travelers Excess and Surplus Lines Company (29696) *	Connecticut	06-1203698			
... .. Travelers Lloyds of Texas Insurance Company (41564) *	Texas	75-1732040			
... .. Travelers MGA, Inc.	Texas	75-2676034			
... .. The Travelers Indemnity Company (25658) *	Connecticut	06-0566050			
... .. Arch Street North LLC	Delaware	06-0566050			
... .. The Charter Oak Fire Insurance Company (25615) *	Connecticut	06-0291290			
... .. Countersignature Agency, Inc.	Florida	06-1345091			
... .. First Floridian Auto and Home Insurance Company (10647) *	Florida	59-3372141			
... .. First Trenton Indemnity Company (29930) *	Connecticut	22-3129711			
... .. Gulf Underwriters Insurance Company (42811) *	Connecticut	56-1371361			
... .. Select Insurance Company (22233) *	Texas	75-6013697			
... .. Travelers Casualty and Surety Company of Europe, Limited *	United Kingdom				
... .. Commercial Guaranty Insurance Company (38385) *	Delaware	75-1679830			
... .. Crystal Brook, LLC	Delaware	06-0566050			
... .. Durham Holding, LLC	Delaware	06-0566050			
... .. Sutton Holdeo, LLC	Delaware	06-0566050			
... .. Cadet Limited, LLC	Delaware	06-0566050			
... .. Arrowhead Company, LLC	Delaware	06-0566050			
... .. Eastern Asset, LLC	Delaware	06-0566050			
... .. Jupiter Holdings, Inc.	Minnesota	41-1769846			
... .. American Equity Insurance Company (43117) *	Arizona	86-0703220			
... .. American Equity Specialty Insurance Company (10819) *	Connecticut	86-0868106			
... .. Northland Insurance Company (24015) *	Connecticut	41-6009967			
... .. Northfield Insurance Company (27987) *	Iowa	41-0983992			
... .. Northland Casualty Company (24031) *	Connecticut	94-6051964			
... .. Northland Risk Management Services, Inc.	Minnesota	41-1720288			
... .. Travelers Indemnity U.K. Investments LLC	Connecticut	06-0566050			
... .. TPC U.K. Investments LLC	Delaware	06-0566050			
... .. The Phoenix Insurance Company (25623) *	Connecticut	06-0303275			
... .. The Travelers Indemnity Company of America (25666) *	Connecticut	58-6020487			
... .. The Travelers Indemnity Company of Connecticut (25682) *	Connecticut	06-0336212			
... .. Travelers Property Casualty Company of America (25674) *	Connecticut	36-2719165			
... .. American Marine Management Services, Inc. (47.5%)	New York	13-2743602			
... .. American Marine Claims & Adjusting Services, Inc.	New York	30-0510298			
... .. Constitution State Services, LLC	Delaware	06-1501229			
... .. Phoenix UK Investments LLC	Delaware	06-0303275			
... .. The Premier Insurance Company of Massachusetts (12850) *	Massachusetts	04-3175569			
... .. TravCo Insurance Company (28188) *	Connecticut	35-1838077			
... .. TINDY Foreign, Inc	Delaware	20-4403403			

Notes:

* Denotes affiliated insurer

Unless otherwise stated, subsidiaries listed above are 100% owned by respective parent

SCHEDULE Y

PART 1A - DETAIL OF INSURANCE HOLDING COMPANY SYSTEM

1	2	3	4	5	6	7	8	9	10	11	12	13	14	15
Group Code	Group Name	NAIC Company Code	Federal ID Number	Federal RSSD	CIK	Name of Securities Exchange if Publicly Traded (U.S. or International)	Names of Parent, Subsidiaries or Affiliates	Domiciliary Location	Relationship to Reporting Entity	Directly Controlled by (Name of Entity/Person)	Type of Control (Ownership Board, Management Attorney-in-Fact, Influence, Other)	If Control is Ownership Provide Percentage	Ultimate Controlling Entity(ies)/Person(s)	*
Members														
3548.....	The Travelers Companies, Inc.....	00000.....	41-0518860		0000086312	NYSE.....	The Travelers Companies, Inc.....	MN.....	UIP.....		0.000		
3548.....	The Travelers Companies, Inc.....	24767.....	41-0406690				St. Paul Fire and Marine Insurance Company.....	CT.....	IA.....	The Travelers Companies, Inc.....	O/B/M.....100.000	The Travelers Companies, Inc.....	
3548.....	The Travelers Companies, Inc.....	24791.....	41-0881659				St. Paul Mercury Insurance Company.....	CT.....	IA.....	St. Paul Fire and Marine Insurance Company.....	O/B/M.....100.000	The Travelers Companies, Inc.....	
3548.....	The Travelers Companies, Inc.....	24775.....	41-0963301				St. Paul Guardian Insurance Company.....	CT.....	IA.....	St. Paul Fire and Marine Insurance Company.....	O/B/M.....100.000	The Travelers Companies, Inc.....	
3548.....	The Travelers Companies, Inc.....	40967.....	41-1419276				St. Paul Fire and Casualty Insurance Company.....	WI.....	IA.....	St. Paul Fire and Marine Insurance Company.....	O/B/M.....100.000	The Travelers Companies, Inc.....	
3548.....	The Travelers Companies, Inc.....	30481.....	41-1230819				St. Paul Surplus Lines Insurance Company.....	DE.....	IA.....	St. Paul Fire and Marine Insurance Company.....	O/B/M.....100.000	The Travelers Companies, Inc.....	
3548.....	The Travelers Companies, Inc.....	41769.....	41-1435765				The Travelers Casualty Company.....	CT.....	IA.....	St. Paul Fire and Marine Insurance Company.....	O/B/M.....100.000	The Travelers Companies, Inc.....	
3548.....	The Travelers Companies, Inc.....	41750.....	41-1435766				Travelers Constitution State Insurance Company.....	CT.....	IA.....	St. Paul Fire and Marine Insurance Company.....	O/B/M.....100.000	The Travelers Companies, Inc.....	
3548.....	The Travelers Companies, Inc.....	00000.....	51-0375653				Northbrook Holdings, Inc.....	DE.....	NIA.....	St. Paul Fire and Marine Insurance Company.....	O/B/M.....100.000	The Travelers Companies, Inc.....	
3548.....	The Travelers Companies, Inc.....	36463.....	36-2999370				Discover Property & Casualty Insurance Company.....	IL.....	IA.....	Northbrook Holdings, Inc.....	O/B/M.....100.000	The Travelers Companies, Inc.....	
3548.....	The Travelers Companies, Inc.....	19224.....	36-2542404				St. Paul Protective Insurance Company.....	IL.....	IA.....	Northbrook Holdings, Inc.....	O/B/M.....100.000	The Travelers Companies, Inc.....	
3548.....	The Travelers Companies, Inc.....	10213.....	52-1925132				Discover Specialty Insurance Company.....	IL.....	IA.....	St. Paul Fire and Marine Insurance Company.....	O/B/M.....100.000	The Travelers Companies, Inc.....	
3548.....	The Travelers Companies, Inc.....	25887.....	52-0515280				United States Fidelity and Guaranty Company.....	CT.....	IA.....	St. Paul Fire and Marine Insurance Company.....	O/B/M.....100.000	The Travelers Companies, Inc.....	
3548.....	The Travelers Companies, Inc.....	25879.....	52-0616768				Fidelity and Guaranty Insurance Underwriters, Inc.....	WI.....	IA.....	United States Fidelity and Guaranty Company.....	O/B/M.....100.000	The Travelers Companies, Inc.....	
3548.....	The Travelers Companies, Inc.....	35386.....	42-1091525				Fidelity and Guaranty Insurance Company.....	IA.....	IA.....	United States Fidelity and Guaranty Company.....	O/B/M.....100.000	The Travelers Companies, Inc.....	
3548.....	The Travelers Companies, Inc.....	00000.....	52-1551225				Laurel Village Fidelity Realty, Inc.....	MD.....	NIA.....	United States Fidelity and Guaranty Company.....	O/B/M.....100.000	The Travelers Companies, Inc.....	
3548.....	The Travelers Companies, Inc.....	00000.....	41-1616702				Laurel Village Joint Venture Partnership.....	MN.....	NIA.....	Laurel Village Fidelity Realty, Inc.....	O/M.....50.000	The Travelers Companies, Inc.....	0100.....
3548.....	The Travelers Companies, Inc.....	00000.....	41-1542260				Laurel Village I Limited Partnership.....	MN.....	NIA.....	Laurel Village Joint Venture Partnership.....	O/M.....99.000	The Travelers Companies, Inc.....	
3548.....	The Travelers Companies, Inc.....	00000.....	41-1542261				Laurel Village II Limited Partnership.....	MN.....	NIA.....	Laurel Village Joint Venture Partnership.....	O/M.....99.000	The Travelers Companies, Inc.....	
3548.....	The Travelers Companies, Inc.....	00000.....	41-1542263				Laurel Village III Limited Partnership.....	MN.....	NIA.....	Laurel Village Joint Venture Partnership.....	O/M.....99.000	The Travelers Companies, Inc.....	
3548.....	The Travelers Companies, Inc.....	00000.....	41-1542264				Laurel Village IV Limited Partnership.....	MN.....	NIA.....	Laurel Village Joint Venture Partnership.....	O/M.....99.000	The Travelers Companies, Inc.....	
3548.....	The Travelers Companies, Inc.....	00000.....	41-1542266				Laurel Village Tower A Limited Partnership.....	MN.....	NIA.....	Laurel Village Joint Venture Partnership.....	O/M.....99.000	The Travelers Companies, Inc.....	
3548.....	The Travelers Companies, Inc.....	00000.....	41-1593312				Laurel Village Tower B Limited Partnership.....	MN.....	NIA.....	Laurel Village Joint Venture Partnership.....	O/M.....99.000	The Travelers Companies, Inc.....	
3548.....	The Travelers Companies, Inc.....	00000.....	41-1542267				Laurel Village Tower C Limited Partnership.....	MN.....	NIA.....	Laurel Village Joint Venture Partnership.....	O/M.....99.000	The Travelers Companies, Inc.....	
3548.....	The Travelers Companies, Inc.....	00000.....	41-1542255				Laurel Village Swinford Limited Partnership.....	MN.....	NIA.....	Laurel Village Joint Venture Partnership.....	O/M.....99.000	The Travelers Companies, Inc.....	
3548.....	The Travelers Companies, Inc.....	00000.....	52-1704255				USF&G Retail Associates GP, Inc.....	MD.....	NIA.....	United States Fidelity and Guaranty Company.....	O/B/M.....100.000	The Travelers Companies, Inc.....	
3548.....	The Travelers Companies, Inc.....	00000.....	52-1704256				USF&G/Fidelity Retail Associates Limited Partnership	MD.....	NIA.....	USF&G Retail Associates GP, Inc.....	O/M.....1.000	The Travelers Companies, Inc.....	0101.....
3548.....	The Travelers Companies, Inc.....	00000.....	52-1704256				USF&G/Fidelity Retail Associates Limited Partnership	MD.....	NIA.....	United States Fidelity and Guaranty Company.....	O.....83.950	The Travelers Companies, Inc.....	0101.....
3548.....	The Travelers Companies, Inc.....	00000.....	52-1852190				BMR Sports Properties, Inc.....	MD.....	NIA.....	United States Fidelity and Guaranty Company.....	O/B/M.....100.000	The Travelers Companies, Inc.....	
3548.....	The Travelers Companies, Inc.....	00000.....	52-1573778				Black Mountain Ranch Limited Partnership.....	MD.....	NIA.....	BMR Sports Properties, Inc.....	O/M.....1.000	The Travelers Companies, Inc.....	0102.....
3548.....	The Travelers Companies, Inc.....	00000.....	52-1573778				Black Mountain Ranch Limited Partnership.....	MD.....	NIA.....	St. Paul Fire and Marine Insurance Company.....	O.....85.000	The Travelers Companies, Inc.....	0102.....
3548.....	The Travelers Companies, Inc.....	00000.....	52-2073764				MMI Capital Trust I.....	DE.....	NIA.....	St. Paul Fire and Marine Insurance Company.....	O/M.....100.000	The Travelers Companies, Inc.....	

Q12

SCHEDULE Y

PART 1A - DETAIL OF INSURANCE HOLDING COMPANY SYSTEM

1	2	3	4	5	6	7	8	9	10	11	12	13	14	15
Group Code	Group Name	NAIC Company Code	Federal ID Number	Federal RSSD	CIK	Name of Securities Exchange if Publicly Traded (U.S. or International)	Names of Parent, Subsidiaries or Affiliates	Domiciliary Location	Relationship to Reporting Entity	Directly Controlled by (Name of Entity/Person)	Type of Control (Ownership Board, Management Attorney-in-Fact, Influence, Other)	If Control is Ownership Provide Percentage	Ultimate Controlling Entity(ies)/Person(s)	*
3548	The Travelers Companies, Inc.	00000	41-0406690				Promenade Partners, LLC	DE	NIA	St. Paul Fire and Marine Insurance Company	O/M	100.000	The Travelers Companies, Inc.	
3548	The Travelers Companies, Inc.	00000	52-1953822				USF&G Capital I	DE	NIA	St. Paul Fire and Marine Insurance Company	O/M	100.000	The Travelers Companies, Inc.	
3548	The Travelers Companies, Inc.	00000	52-2044075				USF&G Capital III	DE	NIA	St. Paul Fire and Marine Insurance Company	O/M	100.000	The Travelers Companies, Inc.	
3548	The Travelers Companies, Inc.	00000	41-0406690				350 Market Street, LLC	DE	NIA	St. Paul Fire and Marine Insurance Company	O/M	100.000	The Travelers Companies, Inc.	
3548	The Travelers Companies, Inc.	00000					UA Combined Investment Company Limited	GBR	NIA	St. Paul Fire and Marine Insurance Company	O/B	67.000	The Travelers Companies, Inc.	0103
3548	The Travelers Companies, Inc.	00000					Jago Dedicated Limited	GBR	NIA	UA Combined Investment Company Limited	O/B	88.900	The Travelers Companies, Inc.	0104
3548	The Travelers Companies, Inc.	00000					Jago Dedicated Limited	GBR	NIA	St. Paul Fire and Marine Insurance Company	O/B	11.100	The Travelers Companies, Inc.	0104
3548	The Travelers Companies, Inc.	00000					Travelers Special Services Limited	GBR	NIA	St. Paul Fire and Marine Insurance Company	O/B	100.000	The Travelers Companies, Inc.	
3548	The Travelers Companies, Inc.	00000	20-3033027				Yonkers Financing Corp	DE	NIA	St. Paul Fire and Marine Insurance Company	O/B/M	100.000	The Travelers Companies, Inc.	
3548	The Travelers Companies, Inc.	00000	52-1735211				Castle Pines Fidelity Realty, Inc.	MD	NIA	St. Paul Fire and Marine Insurance Company	O/B/M	100.000	The Travelers Companies, Inc.	
3548	The Travelers Companies, Inc.	00000	52-1735213				Castle Pines Fidelity Associates Limited Partnership	MD	NIA	Castle Pines Fidelity Realty, Inc.	O/M	1.000	The Travelers Companies, Inc.	0105
3548	The Travelers Companies, Inc.	00000	52-1631820				Fidelity Castle Pines Limited Partnership	MD	NIA	Castle Pines Fidelity Associates Limited Partnership	O/M	50.000	The Travelers Companies, Inc.	0106
3548	The Travelers Companies, Inc.	00000	52-1735213				Castle Pines Fidelity Associates Limited Partnership	MD	NIA	St. Paul Fire and Marine Insurance Company	O	99.000	The Travelers Companies, Inc.	0105
3548	The Travelers Companies, Inc.	00000	52-1466734				English Turn Fidelity Realty, Inc.	MD	NIA	St. Paul Fire and Marine Insurance Company	O/B/M	100.000	The Travelers Companies, Inc.	
3548	The Travelers Companies, Inc.	00000	59-2635727				English Turn Limited Partnership	MD	NIA	English Turn Fidelity Realty, Inc.	O/M	99.000	The Travelers Companies, Inc.	0107
3548	The Travelers Companies, Inc.	00000	59-2709441				Fidelity English Turn Club General Partnership	MD	NIA	English Turn Fidelity Realty, Inc.	O/M	99.000	The Travelers Companies, Inc.	0108
3548	The Travelers Companies, Inc.	00000	59-2635727				English Turn Limited Partnership	MD	NIA	St. Paul Fire and Marine Insurance Company	O	1.000	The Travelers Companies, Inc.	0107
3548	The Travelers Companies, Inc.	00000	52-1715225				English Turn Realty Management, Inc.	MD	NIA	St. Paul Fire and Marine Insurance Company	O/B/M	100.000	The Travelers Companies, Inc.	
3548	The Travelers Companies, Inc.	00000	59-2709441				Fidelity English Turn Club General Partnership	MD	NIA	English Turn Realty Management, Inc.	O/B/M	1.000	The Travelers Companies, Inc.	0108
3548	The Travelers Companies, Inc.	00000	41-1762781				Camperdown Corporation	DE	NIA	The Travelers Companies, Inc.	O/B	100.000	The Travelers Companies, Inc.	
3548	The Travelers Companies, Inc.	00000	41-1888760				SPC Insurance Agency, Inc.	MN	NIA	The Travelers Companies, Inc.	O/B/M	100.000	The Travelers Companies, Inc.	
3548	The Travelers Companies, Inc.	00000					Aprilgrange Limited	GBR	NIA	The Travelers Companies, Inc.	O/B	100.000	The Travelers Companies, Inc.	
3548	The Travelers Companies, Inc.	00000					F&G U.K. Underwriters Limited	GBR	NIA	The Travelers Companies, Inc.	O/B	100.000	The Travelers Companies, Inc.	
3548	The Travelers Companies, Inc.	00000					Travelers Underwriting Agency Limited	GBR	NIA	The Travelers Companies, Inc.	O/B	100.000	The Travelers Companies, Inc.	
3548	The Travelers Companies, Inc.	00000					Travelers Syndicate Management Limited	GBR	NIA	The Travelers Companies, Inc.	O/B	100.000	The Travelers Companies, Inc.	
3548	The Travelers Companies, Inc.	00000					Travelers Asia Pte. Ltd.	SGP	NIA	Travelers Syndicate Management Limited	Board	0.000	The Travelers Companies, Inc.	
3548	The Travelers Companies, Inc.	00000					St. Paul Surety Europe Limited	GBR	NIA	The Travelers Companies, Inc.	O/B	100.000	The Travelers Companies, Inc.	
3548	The Travelers Companies, Inc.	00000					Travelers Corporate Trustee Ltd	GBR	NIA	The Travelers Companies, Inc.	O/B	100.000	The Travelers Companies, Inc.	
3548	The Travelers Companies, Inc.	00000					Travelers London Limited	GBR	NIA	The Travelers Companies, Inc.	O/B	100.000	The Travelers Companies, Inc.	
3548	The Travelers Companies, Inc.	00000					Solicitors Professional Indemnity Limited	GBR	NIA	Travelers London Limited	Board	0.000	The Travelers Companies, Inc.	
3548	The Travelers Companies, Inc.	00000	41-1880024				St. Paul London Properties, Inc.	MN	NIA	The Travelers Companies, Inc.	Board	0.000	The Travelers Companies, Inc.	
3548	The Travelers Companies, Inc.	00000	52-1965525				TCI Global Services, Inc.	DE	NIA	The Travelers Companies, Inc.	O/B/M	100.000	The Travelers Companies, Inc.	
3548	The Travelers Companies, Inc.	00000					Travelers Management Limited	GBR	NIA	The Travelers Companies, Inc.	O/B	100.000	The Travelers Companies, Inc.	
3548	The Travelers Companies, Inc.	00000	AA-1121375				Travelers Insurance Company Limited	GBR	IA	The Travelers Companies, Inc.	O/B	100.000	The Travelers Companies, Inc.	

Q12.1

SCHEDULE Y

PART 1A - DETAIL OF INSURANCE HOLDING COMPANY SYSTEM

1	2	3	4	5	6	7	8	9	10	11	12	13	14	15
Group Code	Group Name	NAIC Company Code	Federal ID Number	Federal RSSD	CIK	Name of Securities Exchange if Publicly Traded (U.S. or International)	Names of Parent, Subsidiaries or Affiliates	Domiciliary Location	Relationship to Reporting Entity	Directly Controlled by (Name of Entity/Person)	Type of Control (Ownership Board, Management Attorney-in-Fact, Influence, Other)	If Control is Ownership Provide Percentage	Ultimate Controlling Entity(ies)/Person(s)	*
3548.....	The Travelers Companies, Inc.....	00000.....					Travelers Professional Risks Limited.....	GBR.....	NIA.....	Travelers Insurance Company Limited.....	O/B.....	...100.000	The Travelers Companies, Inc.....	
3548.....	The Travelers Companies, Inc.....	00000.....	06-1008174				Travelers Property Casualty Corp.....	CT.....	UIP.....	The Travelers Companies, Inc.....	O/B/M.....	...100.000	The Travelers Companies, Inc.....	
3548.....	The Travelers Companies, Inc.....	00000.....	06-0566030				Constitution Plaza, Inc.....	CT.....	NIA.....	Travelers Property Casualty Corp.....	O/B/M.....	...100.000	The Travelers Companies, Inc.....	
3548.....	The Travelers Companies, Inc.....	00000.....	06-1445591				Travelers Insurance Group Holdings Inc.....	DE.....	UDP.....	Travelers Property Casualty Corp.....	O/B/M.....	...100.000	The Travelers Companies, Inc.....	
3548.....	The Travelers Companies, Inc.....	19070.....	06-6033509				The Standard Fire Insurance Company.....	CT.....		Travelers Insurance Group Holdings Inc.....	O/B/M.....	...100.000	The Travelers Companies, Inc.....	
3548.....	The Travelers Companies, Inc.....	00000.....	06-6033509				Standard Fire Properties, LLC.....	DE.....	DS.....	The Standard Fire Insurance Company.....	O/M.....	...100.000	The Travelers Companies, Inc.....	
3548.....	The Travelers Companies, Inc.....	00000.....	94-3097171				Bayhill Restaurant II Associates.....	CA.....	DS.....	Standard Fire Properties, LLC.....	O.....	...50.000	The Travelers Companies, Inc.....	0109.....
3548.....	The Travelers Companies, Inc.....	00000.....	06-6033509				Standard Fire UK Investments, LLC.....	DE.....	DS.....	The Standard Fire Insurance Company.....	O/M.....	...100.000	The Travelers Companies, Inc.....	
3548.....	The Travelers Companies, Inc.....	19062.....	06-0848755				The Automobile Insurance Company of Hartford, Connecticut	CT.....	DS.....	The Standard Fire Insurance Company.....	O/B/M.....	...100.000	The Travelers Companies, Inc.....	
3548.....	The Travelers Companies, Inc.....	00000.....	06-0848755				Auto Hartford Investments, LLC.....	DE.....	DS.....	The Automobile Insurance Company of Hartford, Connecticut	O/M.....	...100.000	The Travelers Companies, Inc.....	
3548.....	The Travelers Companies, Inc.....	36145.....	06-1286264				Travelers Personal Security Insurance Company...	CT.....	DS.....	The Standard Fire Insurance Company.....	O/B/M.....	...100.000	The Travelers Companies, Inc.....	
3548.....	The Travelers Companies, Inc.....	36161.....	06-1286274				Travelers Property Casualty Insurance Company...	CT.....	DS.....	The Standard Fire Insurance Company.....	O/B/M.....	...100.000	The Travelers Companies, Inc.....	
3548.....	The Travelers Companies, Inc.....	38130.....	36-3703200				Travelers Personal Insurance Company.....	CT.....	DS.....	The Standard Fire Insurance Company.....	O/B/M.....	...100.000	The Travelers Companies, Inc.....	
3548.....	The Travelers Companies, Inc.....	00000.....	27-4469564				Travelers Texas MGA, Inc.....	TX.....	DS.....	The Standard Fire Insurance Company.....	O/B/M.....	...100.000	The Travelers Companies, Inc.....	
3548.....	The Travelers Companies, Inc.....	00000.....	06-6033509				Oregon Evergreen Investor I, LLC.....	DE.....	DS.....	The Standard Fire Insurance Company.....	O/M.....	...100.000	The Travelers Companies, Inc.....	
3548.....	The Travelers Companies, Inc.....	00000.....	61-1639956				Lone Rock Timber Investments I, LLC.....	DE.....	DS.....	Oregon Evergreen Investor I, LLC.....	O.....	...75.000	The Travelers Companies, Inc.....	0110.....
3548.....	The Travelers Companies, Inc.....	00000.....	98-0190863				Travelers (Bermuda) Limited.....	BMU.....	IA.....	Travelers Insurance Group Holdings, Inc.....	O/B/M.....	...100.000	The Travelers Companies, Inc.....	
3548.....	The Travelers Companies, Inc.....	00000.....	20-4312440				Travelers Lloyds Management Company.....	TX.....	NIA.....	Travelers Insurance Group Holdings, Inc.....	O/B/M.....	...100.000	The Travelers Companies, Inc.....	
3548.....	The Travelers Companies, Inc.....	00000.....	06-1534005				TPC Investments Inc.....	CT.....	NIA.....	Travelers Insurance Group Holdings, Inc.....	O/B/M.....	...100.000	The Travelers Companies, Inc.....	
3548.....	The Travelers Companies, Inc.....	19038.....	06-6033504				Travelers Casualty and Surety Company.....	CT.....	IA.....	Travelers Insurance Group Holdings, Inc.....	O/B/M.....	...100.000	The Travelers Companies, Inc.....	
3548.....	The Travelers Companies, Inc.....	41483.....	06-1067463				Farmington Casualty Company.....	CT.....	IA.....	Travelers Casualty and Surety Company.....	O/B/M.....	...100.000	The Travelers Companies, Inc.....	
3548.....	The Travelers Companies, Inc.....	00000.....					8527512 Canada Inc.....	CAN.....	NIA.....	Travelers Casualty and Surety Company.....	O/B/M.....	...100.000	The Travelers Companies, Inc.....	
3548.....	The Travelers Companies, Inc.....	00000.....					Travelers Insurance Company of Canada.....	CAN.....	IA.....	Travelers Casualty and Surety Company.....	O/B/M.....	...100.000	The Travelers Companies, Inc.....	
3548.....	The Travelers Companies, Inc.....	31194.....	06-0907370				Travelers Casualty and Surety Company of America	CT.....	IA.....	Travelers Casualty and Surety Company.....	O/B/M.....	...100.000	The Travelers Companies, Inc.....	
3548.....	The Travelers Companies, Inc.....	00000.....	06-0907370				Travelers Brazil Holding LLC.....	DE.....	NIA.....	Travelers Casualty and Surety Company of America	O/B/M.....	...100.000	The Travelers Companies, Inc.....	
3548.....	The Travelers Companies, Inc.....	00000.....	06-0907370				Travelers Brazil Acquisition LLC.....	DE.....	NIA.....	Travelers Brazil Holding, LLC.....	O/B/M.....	...100.000	The Travelers Companies, Inc.....	
3548.....	The Travelers Companies, Inc.....	00000.....					J. Malucelli Participações em Seguros e Resseguros S.A. ("Holdco")	BRA.....	NIA.....	Travelers Brazil Acquisition LLC.....	O/B.....	...49.500	The Travelers Companies, Inc.....	0111.....
3548.....	The Travelers Companies, Inc.....	00000.....					J. Malucelli Resseguradora S.A.....	BRA.....	IA.....	J. Malucelli Participações em Seguros e Resseguros S.A.	O/B.....	...100.000	The Travelers Companies, Inc.....	0111.....
3548.....	The Travelers Companies, Inc.....	00000.....					J. Malucelli Controle de Riscos Ltda.....	BRA.....	NIA.....	J. Malucelli Resseguradora S.A.....	O/B.....	...0.010	The Travelers Companies, Inc.....	0111.....
3548.....	The Travelers Companies, Inc.....	00000.....					J. Malucelli Seguradora S.A.....	BRA.....	IA.....	J. Malucelli Participações em Seguros e Resseguros S.A.	O/B.....	...100.000	The Travelers Companies, Inc.....	0111.....

Q12.2

SCHEDULE Y

PART 1A - DETAIL OF INSURANCE HOLDING COMPANY SYSTEM

1	2	3	4	5	6	7	8	9	10	11	12	13	14	15
Group Code	Group Name	NAIC Company Code	Federal ID Number	Federal RSSD	CIK	Name of Securities Exchange if Publicly Traded (U.S. or International)	Names of Parent, Subsidiaries or Affiliates	Domiciliary Location	Relationship to Reporting Entity	Directly Controlled by (Name of Entity/Person)	Type of Control (Ownership Board, Management Attorney-in-Fact, Influence, Other)	If Control is Ownership Provide Percentage	Ultimate Controlling Entity(ies)/Person(s)	*
3548.....	The Travelers Companies, Inc.....	00000.....					J. Malucelli Controle de Riscos Ltda.....	BRA.....	NIA.....	J. Malucelli Seguradora S.A.....	O/B.....	...99.900	The Travelers Companies, Inc.....	0111.....
3548.....	The Travelers Companies, Inc.....	00000.....					J. Malucelli Seguros S.A.....	BRA.....	IA.....	J. Malucelli Participações em Seguros e Resseguros S.A.	O/B.....	...100.000	The Travelers Companies, Inc.....	0111.....
3548.....	The Travelers Companies, Inc.....	19046.....	06-0876835				Travelers Casualty Insurance Company of America	CT.....	IA.....	Travelers Casualty and Surety Company.....	O/B/M.....	...100.000	The Travelers Companies, Inc.....	
3548.....	The Travelers Companies, Inc.....	36170.....	06-1286266				Travelers Casualty Company of Connecticut.....	CT.....	IA.....	Travelers Casualty and Surety Company.....	O/B/M.....	...100.000	The Travelers Companies, Inc.....	
3548.....	The Travelers Companies, Inc.....	00000.....	06-6033504				Travelers Casualty UK Investments LLC.....	DE.....	NIA.....	Travelers Casualty and Surety Company.....	O/M.....	...100.000	The Travelers Companies, Inc.....	
3548.....	The Travelers Companies, Inc.....	36137.....	06-1286268				Travelers Commercial Insurance Company.....	CT.....	IA.....	Travelers Casualty and Surety Company.....	O/B/M.....	...100.000	The Travelers Companies, Inc.....	
3548.....	The Travelers Companies, Inc.....	29696.....	06-1203698				Travelers Excess and Surplus Lines Company.....	CT.....	IA.....	Travelers Casualty and Surety Company.....	O/B/M.....	...100.000	The Travelers Companies, Inc.....	
3548.....	The Travelers Companies, Inc.....	41564.....	75-1732040				Travelers Lloyds of Texas Insurance Company.....	TX.....	IA.....	Travelers Casualty and Surety Company.....	O/M/A.....	...100.000	The Travelers Companies, Inc.....	
3548.....	The Travelers Companies, Inc.....	00000.....	75-2676034				Travelers MGA, Inc.....	TX.....	NIA.....	Travelers Casualty and Surety Company.....	O/B/M.....	...100.000	The Travelers Companies, Inc.....	
3548.....	The Travelers Companies, Inc.....	25658.....	06-0566050				The Travelers Indemnity Company.....	CT.....	IA.....	Travelers Insurance Group Holdings Inc.....	O/B/M.....	...100.000	The Travelers Companies, Inc.....	
3548.....	The Travelers Companies, Inc.....	00000.....	06-0566050				Arch Street North LLC.....	DE.....	NIA.....	The Travelers Indemnity Company.....	O/M.....	...100.000	The Travelers Companies, Inc.....	
3548.....	The Travelers Companies, Inc.....	25615.....	06-0291290				The Charter Oak Fire Insurance Company.....	CT.....	IA.....	The Travelers Indemnity Company.....	O/B/M.....	...100.000	The Travelers Companies, Inc.....	
3548.....	The Travelers Companies, Inc.....	00000.....	06-1345091				Countersignature Agency, Inc.....	FL.....	NIA.....	The Travelers Indemnity Company.....	O/B/M.....	...100.000	The Travelers Companies, Inc.....	
3548.....	The Travelers Companies, Inc.....	10647.....	59-3372141				First Floridian Auto and Home Insurance Company	FL.....	IA.....	The Travelers Indemnity Company.....	O/B/M.....	...100.000	The Travelers Companies, Inc.....	
3548.....	The Travelers Companies, Inc.....	29930.....	22-3129711				First Trenton Indemnity Company.....	CT.....	IA.....	The Travelers Indemnity Company.....	O/B/M.....	...100.000	The Travelers Companies, Inc.....	
3548.....	The Travelers Companies, Inc.....	42811.....	56-1371361				Gulf Underwriters Insurance Company.....	CT.....	IA.....	The Travelers Indemnity Company.....	O/B/M.....	...100.000	The Travelers Companies, Inc.....	
3548.....	The Travelers Companies, Inc.....	22233.....	75-6013697				Select Insurance Company.....	TX.....	IA.....	The Travelers Indemnity Company.....	O/B/M.....	...100.000	The Travelers Companies, Inc.....	
3548.....	The Travelers Companies, Inc.....	00000.....					Travelers Casualty and Surety Company of Europe, Limited	GBR.....	IA.....	The Travelers Indemnity Company.....	O/B/M.....	...100.000	The Travelers Companies, Inc.....	
3548.....	The Travelers Companies, Inc.....	38385.....	75-1679830				Commercial Guaranty Insurance Company.....	DE.....	IA.....	The Travelers Indemnity Company.....	O/B/M.....	...100.000	The Travelers Companies, Inc.....	
3548.....	The Travelers Companies, Inc.....	00000.....	06-0566050				Crystal Brook, LLC.....	DE.....	NIA.....	The Travelers Indemnity Company.....	O/B/M.....	...100.000	The Travelers Companies, Inc.....	
3548.....	The Travelers Companies, Inc.....	00000.....	06-0566050				Durham Holding, LLC.....	DE.....	NIA.....	Crystal Brook, LLC.....	O/B/M.....	...100.000	The Travelers Companies, Inc.....	
3548.....	The Travelers Companies, Inc.....	00000.....	06-0566050				Sutton Holdco, LLC.....	DE.....	NIA.....	The Travelers Indemnity Company.....	O/B/M.....	...100.000	The Travelers Companies, Inc.....	
3548.....	The Travelers Companies, Inc.....	00000.....	06-0566050				Cadet Limited, LLC.....	DE.....	NIA.....	Sutton Holdco, LLC.....	O/B/M.....	...100.000	The Travelers Companies, Inc.....	
3548.....	The Travelers Companies, Inc.....	00000.....	06-0566050				Arrowhead Company, LLC.....	DE.....	NIA.....	The Travelers Indemnity Company.....	O/B/M.....	...100.000	The Travelers Companies, Inc.....	
3548.....	The Travelers Companies, Inc.....	00000.....	06-0566050				Eastern Asset, LLC.....	DE.....	NIA.....	Arrowhead Company, LLC.....	O/B/M.....	...100.000	The Travelers Companies, Inc.....	
3548.....	The Travelers Companies, Inc.....	00000.....	41-1769846				Jupiter Holdings, Inc.....	MN.....	NIA.....	The Travelers Indemnity Company.....	O/B/M.....	...100.000	The Travelers Companies, Inc.....	
3548.....	The Travelers Companies, Inc.....	43117.....	86-0703220				American Equity Insurance Company.....	AZ.....	IA.....	Jupiter Holdings, Inc.....	O/B/M.....	...100.000	The Travelers Companies, Inc.....	
3548.....	The Travelers Companies, Inc.....	10819.....	86-0868106				American Equity Specialty Insurance Company.....	CT.....	IA.....	American Equity Insurance Company.....	O/B/M.....	...100.000	The Travelers Companies, Inc.....	
3548.....	The Travelers Companies, Inc.....	24015.....	41-6009967				Northland Insurance Company.....	CT.....	IA.....	Jupiter Holdings, Inc.....	O/B/M.....	...100.000	The Travelers Companies, Inc.....	
3548.....	The Travelers Companies, Inc.....	27987.....	41-0983992				Northfield Insurance Company.....	IA.....	IA.....	Northland Insurance Company.....	O/B/M.....	...100.000	The Travelers Companies, Inc.....	
3548.....	The Travelers Companies, Inc.....	24031.....	94-6051964				Northland Casualty Company.....	CT.....	IA.....	Northland Insurance Company.....	O/B/M.....	...100.000	The Travelers Companies, Inc.....	
3548.....	The Travelers Companies, Inc.....	00000.....	41-1720288				Northland Risk Management Services, Inc.....	MN.....	NIA.....	Jupiter Holdings, Inc.....	O/B/M.....	...100.000	The Travelers Companies, Inc.....	
3548.....	The Travelers Companies, Inc.....	00000.....	06-0566050				Travelers Indemnity U.K. Investments LLC.....	CT.....	NIA.....	The Travelers Indemnity Company.....	O/B/M.....	...100.000	The Travelers Companies, Inc.....	

Q12.3

SCHEDULE Y

PART 1A - DETAIL OF INSURANCE HOLDING COMPANY SYSTEM

1	2	3	4	5	6	7	8	9	10	11	12	13	14	15
Group Code	Group Name	NAIC Company Code	Federal ID Number	Federal RSSD	CIK	Name of Securities Exchange if Publicly Traded (U.S. or International)	Names of Parent, Subsidiaries or Affiliates	Domiciliary Location	Relationship to Reporting Entity	Directly Controlled by (Name of Entity/Person)	Type of Control (Ownership Board, Management Attorney-in-Fact, Influence, Other)	If Control is Ownership Provide Percentage	Ultimate Controlling Entity(ies)/Person(s)	*
3548.....	The Travelers Companies, Inc.....	00000.....	06-0566050				TPC U.K. Investments LLC.....	DE.....	NIA.....	The Travelers Indemnity Company.....	O/B/M.....	...100.000	The Travelers Companies, Inc.....	
3548.....	The Travelers Companies, Inc.....	25623.....	06-0303275				The Phoenix Insurance Company.....	CT.....	IA.....	The Travelers Indemnity Company.....	O/B/M.....	...100.000	The Travelers Companies, Inc.....	
3548.....	The Travelers Companies, Inc.....	25666.....	58-6020487				The Travelers Indemnity Company of America.....	CT.....	IA.....	The Phoenix Insurance Company.....	O/B/M.....	...100.000	The Travelers Companies, Inc.....	
3548.....	The Travelers Companies, Inc.....	25682.....	06-0336212				The Travelers Indemnity Company of Connecticut.....	CT.....	IA.....	The Phoenix Insurance Company.....	O/B/M.....	...100.000	The Travelers Companies, Inc.....	
3548.....	The Travelers Companies, Inc.....	25674.....	36-2719165				Travelers Property Casualty Company of America..	CT.....	IA.....	The Phoenix Insurance Company.....	O/B/M.....	...100.000	The Travelers Companies, Inc.....	
3548.....	The Travelers Companies, Inc.....	00000.....	13-2743602				American Marine Management Services, Inc.....	NY.....	OTH.....	Travelers Property Casualty Company of America	O/B.....	...47.500	The Travelers Companies, Inc.....	0112.....
3548.....	The Travelers Companies, Inc.....	00000.....	30-0510298				American Marine Claims & Adjusting Services, Inc.	NY.....	OTH.....	American Marine Management Services, Inc.....	O/B.....	...100.000	The Travelers Companies, Inc.....	0113.....
3548.....	The Travelers Companies, Inc.....	00000.....	06-1501229				Constitution State Services LLC.....	DE.....	NIA.....	The Phoenix Insurance Company.....	O/M.....	...100.000	The Travelers Companies, Inc.....	
3548.....	The Travelers Companies, Inc.....	00000.....	06-0303275				Phoenix UK Investments LLC.....	DE.....	NIA.....	The Phoenix Insurance Company.....	O/M.....	...100.000	The Travelers Companies, Inc.....	
3548.....	The Travelers Companies, Inc.....	12850.....	04-3175569				The Premier Insurance Company of Massachusetts	MA.....	IA.....	The Travelers Indemnity Company.....	O/B/M.....	...100.000	The Travelers Companies, Inc.....	
3548.....	The Travelers Companies, Inc.....	28188.....	35-1838077				TravCo Insurance Company.....	CT.....	IA.....	The Travelers Indemnity Company.....	O/B/M.....	...100.000	The Travelers Companies, Inc.....	
3548.....	The Travelers Companies, Inc.....	00000.....	20-4403403				TINDY Foreign, Inc.....	DE.....	NIA.....	The Travelers Indemnity Company.....	O/B/M.....	...100.000	The Travelers Companies, Inc.....	
3548.....	The Travelers Companies, Inc.....	40282.....	95-3634110				Travelers Commercial Casualty Company.....	CT.....	IA.....	The Travelers Indemnity Company.....	O/B/M.....	...100.000	The Travelers Companies, Inc.....	
3548.....	The Travelers Companies, Inc.....	00000.....	62-1657094				Travelers Distribution Alliance, Inc.....	DE.....	NIA.....	The Travelers Indemnity Company.....	O/B/M.....	...100.000	The Travelers Companies, Inc.....	
3548.....	The Travelers Companies, Inc.....	00000.....	06-0566050				Travelers TLD, LLC.....	DE.....	NIA.....	The Travelers Indemnity Company.....	O/B/M.....	...100.000	The Travelers Companies, Inc.....	
3548.....	The Travelers Companies, Inc.....	00000.....	06-0566050				Tiercel, LLC.....	DE.....	NIA.....	The Travelers Indemnity Company.....	O/B/M.....	...100.000	The Travelers Companies, Inc.....	
3548.....	The Travelers Companies, Inc.....	00000.....	06-0566050				Redstart, LLC.....	DE.....	NIA.....	Tiercel, LLC.....	O/B/M.....	...100.000	The Travelers Companies, Inc.....	
3548.....	The Travelers Companies, Inc.....	27998.....	35-1838079				The Travelers Home and Marine Insurance Company	CT.....	IA.....	The Travelers Indemnity Company.....	O/B/M.....	...100.000	The Travelers Companies, Inc.....	
3548.....	The Travelers Companies, Inc.....	41262.....	76-0002592				The Travelers Lloyds Insurance Company.....	TX.....	IA.....	The Travelers Indemnity Company.....	O/M/A.....	...100.000	The Travelers Companies, Inc.....	
3548.....	The Travelers Companies, Inc.....	00000.....	06-0566050				Travelers Marine, LLC.....	DE.....	NIA.....	The Travelers Indemnity Company.....	O/B/M.....	...100.000	The Travelers Companies, Inc.....	

Q12.4

Asterisk	Explanation
0100.	Laurel Village Joint Venture Partnership is 50% owned by an unrelated party with no current economic interest.
0101.	USF&G/Fidelity Retail Associates Limited Partnership is 83.95% owned by United State Fidelity and Guaranty Company 1% owned by USF&G Retail Associates GP, Inc.
0102.	Black Mountain Ranch Limited Partnership is 85% owned by St. Paul Fire and Marine Insurance Company and 1% owned by BMR Sports Properties, Inc.
0103.	St. Paul Fire and Marine Insurance Company has a 67% ownership and 80% economic interest of UA Combined Investment Company Limited.
0104.	Jago Dedicated Limited is 88.9% owned by UA Combined Investment Company Limited and 11.1% owned by St. Paul Fire and Marine Insurance Company
0105.	Castle Pines Fidelity Associates Limited Partnership is 99% owned by St. Paul Fire and Marine Insurance Company and 1% owned by Castle Pines Fidelity Realty, Inc.
0106.	Fidelity Castle Pines Limited Partnership is 50% owned by an unrelated party with no current economic interest.
0107.	English Turn Limited Partnership is 99% owned by English Turn Fidelity Realty, Inc. and 1% owned by St. Paul Fire and Marine Insurance Company.
0108.	Fidelity English Turn Club General Partnership is 99% owned by English Turn Fidelity Realty, Inc. and 1% owned by English Turn Realty Management, Inc.
0109.	Bayhill Restaurant II Associates is 50% owned by an unrelated party, which is the manager.

SCHEDULE Y

PART 1A - DETAIL OF INSURANCE HOLDING COMPANY SYSTEM

1 Group Code	2 Group Name	3 NAIC Company Code	4 Federal ID Number	5 Federal RSSD	6 CIK	7 Name of Securities Exchange if Publicly Traded (U.S. or International)	8 Names of Parent, Subsidiaries or Affiliates	9 Domiciliary Location	10 Relationship to Reporting Entity	11 Directly Controlled by (Name of Entity/Person)	12 Type of Control (Ownership Board, Management Attorney-in-Fact, Influence, Other)	13 If Control is Ownership Provide Percentage	14 Ultimate Controlling Entity(ies)/Person(s)	15 *
0110.	Lone Rock Timber Investments I, LLC's other 25% member and manager are unaffiliated with Travelers													
0111.	Control determination is based upon application of the last sentence of SSAP 25 paragraph 4.													
0112.	Ownership due to Travelers Property Casualty Company of America's participation interest as a subscriber in the American Hull Insurance Syndicate													
0113.	Ownership due to Travelers Property Casualty Company of America's participation interest as a subscriber in the American Hull Insurance Syndicate													

Q12.5

THE STANDARD FIRE INSURANCE COMPANY
PART 1 - LOSS EXPERIENCE

Lines of Business	Current Year to Date			4 Prior Year to Date Direct Loss Percentage
	1 Direct Premiums Earned	2 Direct Losses Incurred	3 Direct Loss Percentage	
1. Fire.....	18,525,638	9,079,161	49.0	39.4
2. Allied lines.....	189,937,836	469,056,192	247.0	18.3
3. Farmowners multiple peril.....	0	0	0.0	0.0
4. Homeowners multiple peril.....	414,111,007	100,958,342	24.4	57.1
5. Commercial multiple peril.....	61,882	596,181	963.4	(560.1)
6. Mortgage guaranty.....	0	0	0.0	0.0
8. Ocean marine.....	33,739,449	16,392,133	48.6	55.6
9. Inland marine.....	8,652,437	3,027,092	35.0	44.6
10. Financial guaranty.....	0	0	0.0	0.0
11.1. Medical professional liability - occurrence.....	0	2,888	0.0	0.0
11.2. Medical professional liability - claims-made.....	0	0	0.0	0.0
12. Earthquake.....	4,391,908	432	0.0	(2.0)
13. Group accident and health.....	0	0	0.0	0.0
14. Credit accident and health.....	0	0	0.0	0.0
15. Other accident and health.....	0	0	0.0	0.0
16. Workers' compensation.....	114,177,862	54,651,667	47.9	74.9
17.1 Other liability-occurrence.....	9,228,802	6,063,816	65.7	21.7
17.2 Other liability-claims made.....	0	50	0.0	0.0
17.3 Excess workers' compensation.....	0	(1,112)	0.0	0.0
18.1 Products liability-occurrence.....	0	756,610	0.0	0.0
18.2 Products liability-claims made.....	0	0	0.0	0.0
19.1, 19.2 Private passenger auto liability.....	125,084,365	82,164,407	65.7	66.8
19.3, 19.4 Commercial auto liability.....	0	2,949	0.0	0.0
21. Auto physical damage.....	81,453,265	45,259,060	55.6	53.8
22. Aircraft (all perils).....	0	0	0.0	0.0
23. Fidelity.....	0	12	0.0	0.0
24. Surety.....	547	(1,195)	(218.5)	(189.9)
26. Burglary and theft.....	6,968	642	9.2	1,354.4
27. Boiler and machinery.....	0	0	0.0	0.0
28. Credit.....	0	0	0.0	0.0
29. International.....	0	0	0.0	0.0
30. Warranty.....	0	0	0.0	0.0
31. Reinsurance-nonproportional assumed property.....	XXX	XXX	XXX	XXX
32. Reinsurance-nonproportional assumed liability.....	XXX	XXX	XXX	XXX
33. Reinsurance-nonproportional assumed financial lines.....	XXX	XXX	XXX	XXX
34. Aggregate write-ins for other lines of business.....	0	0	0.0	0.0
35. Totals.....	999,371,968	788,009,326	78.9	52.6
DETAILS OF WRITE-INS				
3401.....	0	0	0.0	0.0
3402.....	0	0	0.0	0.0
3403.....	0	0	0.0	0.0
3498. Sum. of remaining write-ins for Line 34 from overflow page.....	0	0	0.0	XXX
3499. Totals (Lines 3401 thru 3403 plus 3498) (Line 34).....	0	0	0.0	0.0

PART 2 - DIRECT PREMIUMS WRITTEN

Lines of Business	1	2	3
	Current Quarter	Current Year to Date	Prior Year Year to Date
1. Fire.....	6,634,050	18,572,944	18,989,008
2. Allied lines.....	76,226,025	200,399,721	183,225,526
3. Farmowners multiple peril.....	0	0	0
4. Homeowners multiple peril.....	147,025,354	404,164,438	435,623,133
5. Commercial multiple peril.....	23,012	65,493	54,136
6. Mortgage guaranty.....	0	0	0
8. Ocean marine.....	11,072,124	36,648,731	39,445,668
9. Inland marine.....	3,078,537	8,578,433	9,013,548
10. Financial guaranty.....	0	0	0
11.1. Medical professional liability - occurrence.....	0	0	0
11.2. Medical professional liability - claims made.....	0	0	0
12. Earthquake.....	1,286,157	3,912,015	5,101,295
13. Group accident and health.....	0	0	0
14. Credit accident and health.....	0	0	0
15. Other accident and health.....	0	0	0
16. Workers' compensation.....	35,740,356	108,624,590	127,207,675
17.1 Other liability-occurrence.....	3,422,714	9,392,066	9,611,953
17.2 Other liability-claims made.....	0	0	0
17.3 Excess workers' compensation.....	0	0	0
18.1 Products liability-occurrence.....	0	0	0
18.2 Products liability-claims made.....	0	0	0
19.1 19.2 Private passenger auto liability.....	41,484,190	121,822,337	135,872,085
19.3 19.4 Commercial auto liability.....	0	0	0
21. Auto physical damage.....	27,364,343	80,022,609	87,968,254
22. Aircraft (all perils).....	0	0	0
23. Fidelity.....	0	0	0
24. Surety.....	150	250	(100)
26. Burglary and theft.....	1,197	6,737	7,413
27. Boiler and machinery.....	0	0	0
28. Credit.....	0	0	0
29. International.....	0	0	0
30. Warranty.....	0	0	0
31. Reinsurance-nonproportional assumed property.....	XXX	XXX	XXX
32. Reinsurance-nonproportional assumed liability.....	XXX	XXX	XXX
33. Reinsurance-nonproportional assumed financial lines.....	XXX	XXX	XXX
34. Aggregate write-ins for other lines of business.....	0	0	0
35. Totals.....	353,358,209	992,210,364	1,052,119,593
DETAILS OF WRITE-INS			
3401.....	0	0	0
3402.....	0	0	0
3403.....	0	0	0
3498. Sum. of remaining write-ins for Line 34 from overflow page.....	0	0	0
3499. Totals (Lines 3401 thru 3403 plus 3498) (Line 34).....	0	0	0

PART 3 (000 omitted)

LOSS AND LOSS ADJUSTMENT EXPENSE RESERVES SCHEDULE

	1	2	3	4	5	6	7	8	9	10	11	12	13
Years in Which Losses Occurred	Prior Year-End Known Case Loss and LAE Reserves	Prior Year-End IBNR Loss and LAE Reserves	Total Prior Year-End Loss and LAE Reserves (Cols. 1 + 2)	2013 Loss and LAE Payments on Claims Reported as of Prior Year-End	2013 Loss and LAE Payments on Claims Unreported as of Prior Year-End	Total 2013 Loss and LAE Payments (Cols. 4 + 5)	Q.S. Date Known Case Loss and LAE Reserves on Claims Reported and Open as of Prior Year-End	Q.S. Date Known Case Loss and LAE Reserves on Claims Reported or Reopened Subsequent to Prior Year-End	Q.S. Date IBNR Loss and LAE Reserves	Total Q.S. Loss and LAE Reserves (Cols. 7 + 8 + 9)	Prior Year-End Known Case Loss and LAE Reserves Developed (Savings)/Deficiency (Cols. 4 + 7 minus Col. 1)	Prior Year-End IBNR Loss and LAE Reserves Developed (Savings)/Deficiency (Cols. 5 + 8 + 9 minus Col. 2)	Prior Year-End Total Loss and LAE Reserve Developed (Savings)/Deficiency (Cols. 11 + 12)
1. 2010 + Prior.....	499,416	643,243	1,142,659	103,195	10,235	113,430	438,976	7,454	571,058	1,017,487	42,754	(54,496)	(11,741)
2. 2011.....	101,646	136,547	238,193	48,424	3,737	52,161	77,502	5,010	103,640	186,153	24,281	(24,160)	121
3. Subtotals 2011 + Prior.....	601,062	779,790	1,380,852	151,620	13,972	165,591	516,478	12,464	674,698	1,203,640	67,036	(78,656)	(11,621)
4. 2012.....	137,143	245,808	382,951	98,601	18,283	116,884	94,028	12,008	155,067	261,103	55,485	(60,450)	(4,964)
5. Subtotals 2012 + Prior.....	738,205	1,025,598	1,763,802	250,220	32,255	282,475	610,505	24,472	829,765	1,464,742	122,521	(139,106)	(16,585)
6. 2013.....	XXX	XXX	XXX	XXX	170,238	170,238	XXX	94,746	189,120	283,866	XXX	XXX	XXX
7. Totals.....	738,205	1,025,598	1,763,802	250,220	202,493	452,713	610,505	119,218	1,018,885	1,748,609	122,521	(139,106)	(16,585)
8. Prior Year-End's Surplus As Regards Policyholders	1,057,756										Col. 11, Line 7 As % of Col. 1, Line 7	Col. 12, Line 7 As % of Col. 2, Line 7	Col. 13, Line 7 As % of Col. 3, Line 7
											1.16.6 %	2.(13.6)%	3.(0.9)%
													Col. 13, Line 7 Line 8
													4.(1.6)%

Q14

SUPPLEMENTAL EXHIBITS AND SCHEDULES INTERROGATORIES

The following supplemental reports are required to be filed as part of your statement filing. However, in the event that your company does not transact the type of business for which the special report must be filed, your response of NO to the specific interrogatory will be accepted in lieu of filing a "NONE" report and a bar code will be printed below. If the supplement is required of your company but is not being filed for whatever reason, enter SEE EXPLANATION and provide an explanation following the interrogatory questions.

	Response
1. Will the Trusteed Surplus Statement be filed with the state of domicile and the NAIC with this statement?	_____ NO _____
2. Will Supplement A to Schedule T (Medical Professional Liability Supplement) be filed with this statement?	_____ YES _____
3. Will the Medicare Part D Coverage Supplement be filed with the state of domicile and the NAIC with this statement?	_____ NO _____
4. Will the Director and Officer Supplement be filed with the state of domicile and the NAIC with this statement?	_____ NO _____

Explanation:

- 1.
- 2.
- 3.
- 4.

Bar Code:



THE STANDARD FIRE INSURANCE COMPANY
Overflow Page for Write-Ins

Additional Write-ins for Assets:

	Current Statement Date			4 December 31, Prior Year Net Admitted Assets
	1 Assets	2 Nonadmitted Assets	3 Net Admitted Assets (Cols. 1 - 2)	
2504. State surcharges receivable.....	2,201,40302,201,4032,285,641
2505. Suspense, undistributed payments.....	54054(595)
2506. Other assets nonadmitted.....	277,867277,86700
2507. Assumed reinsurance receivable and payable.....	(16,107)0(16,107)(1,924)
2597. Summary of remaining write-ins for Line 25.....	2,463,217277,8672,185,3502,283,122

Additional Write-ins for Statement of Income:

	1 Current Year to Date	2 Prior Year to Date	3 Prior Year Ended December 31
1404. Retroactive reinsurance gain/loss.....	(209,497)799,349778,425
1497. Summary of remaining write-ins for Line 14.....	(209,497)799,349778,425

**THE STANDARD FIRE INSURANCE COMPANY
SCHEDULE A - VERIFICATION**

Real Estate

	1 Year to Date	2 Prior Year Ended December 31
1. Book/adjusted carrying value, December 31 of prior year.....	3,966,007	4,251,016
2. Cost of acquired:		
2.1 Actual cost at time of acquisition.....	0	0
2.2 Additional investment made after acquisition.....	0	0
3. Current year change in encumbrances.....	0	0
4. Total gain (loss) on disposals.....	(3,056,931)	0
5. Deduct amounts received on disposals.....	719,733	0
6. Total foreign exchange change in book/adjusted carrying value.....	0	0
7. Deduct current year's other than temporary impairment recognized.....	0	0
8. Deduct current year's depreciation.....	189,344	285,009
9. Book/adjusted carrying value at end of current period (Lines 1+2+3+4-5+6-7-8).....	0	3,966,007
10. Deduct total nonadmitted amounts.....	0	0
11. Statement value at end of current period (Line 9 minus Line 10).....	0	3,966,007

SCHEDULE B - VERIFICATION

Mortgage Loans

	1 Year to Date	2 Prior Year Ended December 31
1. Book value/recorded investment excluding accrued interest, December 31 of prior year.....	0	0
2. Cost of acquired:		
2.1 Actual cost at time of acquisition.....	0	0
2.2 Additional investment made after acquisition.....	0	0
3. Capitalized deferred interest and other.....	0	0
4. Accrual of discount.....	0	0
5. Unrealized valuation increase (decrease).....	0	0
6. Total gain (loss) on disposals.....	0	0
7. Deduct amounts received on disposals.....	0	0
8. Deduct amortization of premium and mortgage interest points and commitment fees.....	0	0
9. Total foreign exchange change in book value/recorded investment excluding accrued interest.....	0	0
10. Deduct current year's other than temporary impairment recognized.....	0	0
11. Book value/recorded investment excluding accrued interest at end of current period (Lines 1+2+3+4+5+6-7-8+9-10).....	0	0
12. Total valuation allowance.....	0	0
13. Subtotal (Line 11 plus Line 12).....	0	0
14. Deduct total nonadmitted amounts.....	0	0
15. Statement value at end of current period (Line 13 minus Line 14).....	0	0

NONE

SCHEDULE BA - VERIFICATION

Other Long-Term Invested Assets

	1 Year to Date	2 Prior Year Ended December 31
1. Book/adjusted carrying value, December 31 of prior year.....	209,862,844	201,249,126
2. Cost of acquired:		
2.1 Actual cost at time of acquisition.....	1,706,533	3,083,916
2.2 Additional investment made after acquisition.....	28,839,299	38,230,520
3. Capitalized deferred interest and other.....	0	0
4. Accrual of discount.....	0	0
5. Unrealized valuation increase (decrease).....	11,552,786	15,476,346
6. Total gain (loss) on disposals.....	0	(896)
7. Deduct amounts received on disposals.....	4,290,012	45,082,870
8. Deduct amortization of premium and depreciation.....	42,436	55,978
9. Total foreign exchange change in book/adjusted carrying value.....	0	0
10. Deduct current year's other than temporary impairment recognized.....	118,924	3,037,320
11. Book/adjusted carrying value at end of current period (Lines 1+2+3+4+5+6-7-8+9-10).....	247,510,089	209,862,844
12. Deduct total nonadmitted amounts.....	19,291,302	15,330,709
13. Statement value at end of current period (Line 11 minus Line 12).....	228,218,787	194,532,135

SCHEDULE D - VERIFICATION

Bonds and Stocks

	1 Year to Date	2 Prior Year Ended December 31
1. Book/adjusted carrying value of bonds and stocks, December 31 of prior year.....	2,761,960,448	2,681,124,533
2. Cost of bonds and stocks acquired.....	129,935,136	425,241,440
3. Accrual of discount.....	1,066,381	2,230,913
4. Unrealized valuation increase (decrease).....	55,091,789	19,711,870
5. Total gain (loss) on disposals.....	3,236,035	1,350,638
6. Deduct consideration for bonds and stocks disposed of.....	194,003,112	354,093,260
7. Deduct amortization of premium.....	10,809,646	13,603,292
8. Total foreign exchange change in book/adjusted carrying value.....	0	0
9. Deduct current year's other than temporary impairment recognized.....	3,008,773	2,394
10. Book/adjusted carrying value at end of current period (Lines 1+2+3+4+5-6-7+8-9).....	2,743,468,257	2,761,960,448
11. Deduct total nonadmitted amounts.....	0	0
12. Statement value at end of current period (Line 10 minus Line 11).....	2,743,468,257	2,761,960,448

SCHEDULE D - PART 1B

Showing the Acquisitions, Dispositions and Non-Trading Activity
During the Current Quarter for all Bonds and Preferred Stock by Rating Class

	1	2	3	4	5	6	7	8
	Book/Adjusted Carrying Value Beginning of Current Quarter	Acquisitions During Current Quarter	Dispositions During Current Quarter	Non-Trading Activity During Current Quarter	Book/Adjusted Carrying Value End of First Quarter	Book/Adjusted Carrying Value End of Second Quarter	Book/Adjusted Carrying Value End of Third Quarter	Book/Adjusted Carrying Value December 31 Prior Year
BONDS								
1. Class 1 (a).....	1,876,823,316	234,454,746	164,961,152	(10,403,622)	1,915,867,596	1,876,823,316	1,935,913,288	1,930,084,881
2. Class 2 (a).....	240,048,293	14,012,640	2,000,000	7,068,010	240,065,624	240,048,293	259,128,943	263,236,915
3. Class 3 (a).....	63,730,012	2,500,000	6,630,926	(4,072,250)	60,003,784	63,730,012	55,526,837	55,642,578
4. Class 4 (a).....	23,760,870	4,458,750	194,934	4,051,356	28,963,742	23,760,870	32,076,042	31,222,075
5. Class 5 (a).....	3,122,755	0	70,631	0	3,445,596	3,122,755	3,052,124	3,486,740
6. Class 6 (a).....	10,671,937	0	0	(25,218)	10,414,982	10,671,937	10,646,720	0
7. Total Bonds.....	2,218,157,182	255,426,136	173,857,643	(3,381,723)	2,258,761,325	2,218,157,182	2,296,343,952	2,283,673,189
PREFERRED STOCK								
8. Class 1.....	0	0	0	0	0	0	0	0
9. Class 2.....	617,399	0	0	24,237	667,887	617,399	641,636	579,975
10. Class 3.....	0	0	0	0	0	0	0	0
11. Class 4.....	0	0	0	0	0	0	0	0
12. Class 5.....	0	0	0	0	0	0	0	0
13. Class 6.....	0	0	0	0	0	0	0	0
14. Total Preferred Stock.....	617,399	0	0	24,237	667,887	617,399	641,636	579,975
15. Total Bonds and Preferred Stock.....	2,218,774,581	255,426,136	173,857,643	(3,357,486)	2,259,429,212	2,218,774,581	2,296,985,588	2,284,253,164

QS102

(a) Book/Adjusted Carrying Value column for the end of the current reporting period includes the following amount of non-rated short-term and cash equivalent bonds by NAIC designation:

NAIC 1 \$.....0; NAIC 2 \$.....0; NAIC 3 \$.....0; NAIC 4 \$.....0; NAIC 5 \$.....0; NAIC 6 \$.....0.

THE STANDARD FIRE INSURANCE COMPANY
SCHEDULE DA - PART 1

Short-Term Investments

	1 Book/Adjusted Carrying Value	2 Par Value	3 Actual Cost	4 Interest Collected Year To Date	5 Paid for Accrued Interest Year To Date
9199999.....91,604,027XXX.....91,604,0277,6500

SCHEDULE DA - VERIFICATION

Short-Term Investments

	1 Year to Date	2 Prior Year Ended December 31
1. Book/adjusted carrying value, December 31 of prior year.....8,272,69816,497,736
2. Cost of short-term investments acquired.....2,132,336,8511,104,113,398
3. Accrual of discount.....00
4. Unrealized valuation increase (decrease).....00
5. Total gain (loss) on disposals.....00
6. Deduct consideration received on disposals.....2,049,005,5211,112,338,437
7. Deduct amortization of premium.....00
8. Total foreign exchange change in book/adjusted carrying value.....00
9. Deduct current year's other than temporary impairment recognized.....00
10. Book/adjusted carrying value at end of current period (Lines 1+2+3+4+5-6-7+8-9).....91,604,0278,272,698
11. Deduct total nonadmitted amounts.....00
12. Statement value at end of current period (Line 10 minus Line 11).....91,604,0278,272,698

**Sch. DB-Pt A-Verification
NONE**

**Sch. DB-Pt B-Verification
NONE**

**Sch. DB-Pt C-Sn 1
NONE**

**Sch. DB-Pt C-Sn 2
NONE**

**Sch. DB-Verification
NONE**

**Sch. E-Verification
NONE**

SCHEDULE A - PART 2

Showing all Real Estate ACQUIRED AND ADDITIONS MADE During the Current Quarter

1 Description of Property	Location		4 Date Acquired	5 Name of Vendor	6 Actual Cost at Time of Acquisition	7 Amount of Encumbrances	8 Book/Adjusted Carrying Value Less Encumbrances	9 Additional Investment Made After Acquisition
	2 City	3 State						

NONE

SCHEDULE A - PART 3

Showing all Real Estate DISPOSED During the Quarter, Including Payments During the Final Year on "Sales Under Contract "

1 Description of Property	Location		4 Disposal Date	5 Name of Purchaser	6 Actual Cost	7 Expended for Additions, Permanent Improvements and Changes in Encumbrances	8 Book/Adjusted Carrying Value Less Encumbrances Prior Year	Change in Book/Adjusted Carrying Value Less Encumbrances					14 Book/Adjusted Carrying Value Less Encumbrances on Disposal	15 Amounts Received During Year	16 Foreign Exchange Gain (Loss) on Disposal	17 Realized Gain (Loss) on Disposal	18 Total Gain (Loss) on Disposal	19 Gross Income Earned Less Interest Incurred on Encumbrances	20 Taxes, Repairs, and Expenses Incurred
	2 City	3 State						9 Current Year's Depreciation	10 Current Year's Other Than Temporary Impairment Recognized	11 Current Year's Change in Encumbrances	12 Total Change in B./A.C.V. (11 - 9 - 10)	13 Total Foreign Exchange Change in B./A.C.V.							
Property Disposed																			
99 South Main Street.....	Fall River.....	MA.	09/01/2013	99 South Main LLC.....	12,262,768	0	3,966,007	189,344	0	0	(189,344)	0	3,776,604	719,734	0	(3,056,931)	(3,056,931)	859,487	732,016
0199999. Totals.....					12,262,768	0	3,966,007	189,344	0	0	(189,344)	0	3,776,604	719,734	0	(3,056,931)	(3,056,931)	859,487	732,016
0399999. Totals.....					12,262,768	0	3,966,007	189,344	0	0	(189,344)	0	3,776,604	719,734	0	(3,056,931)	(3,056,931)	859,487	732,016

QE01

SCHEDULE B - PART 2

Showing all Mortgage Loans ACQUIRED AND ADDITIONS MADE During the Current Quarter

1 Loan Number	Location		4 Loan Type	5 Date Acquired	6 Rate of Interest	7 Actual Cost at Time of Acquisition	8 Additional Investment Made After Acquisition	9 Value of Land and Buildings
	2 City	3 State						

NONE

QE02

SCHEDULE B - PART 3

Showing all Mortgage Loans DISPOSED, Transferred or Repaid During the Current Quarter

1 Loan Number	Location		4 Loan Type	5 Date Acquired	6 Disposal Date	7 Book Value/Recorded Investment Excluding Accrued Interest Prior Year	Change in Book Value/Recorded Investment						14 Book Value/Recorded Investment Excluding Accrued Interest on Disposal	15 Consideration	16 Foreign Exchange Gain (Loss) on Disposal	17 Realized Gain (Loss) on Disposal	18 Total Gain (Loss) on Disposal
	2 City	3 State					8 Unrealized Valuation Increase (Decrease)	9 Current Year's (Amortization)/ Accretion	10 Current Year's Other Than Temporary Impairment Recognized	11 Capitalized Deferred Interest and Other	12 Total Change in Book Value (8+9-10+11)	13 Total Foreign Exchange Change in Book Value					

NONE

SCHEDULE BA - PART 2

Showing Other Long-Term Invested Assets ACQUIRED AND ADDITIONS MADE During the Current Quarter

1 CUSIP Identification	2 Name or Description	Location		5 Name of Vendor or General Partner	6 NAIC Design- ation	7 Date Originally Acquired	8 Type and Strategy	9 Actual Cost at Time of Acquisition	10 Additional Investment Made After Acquisition	11 Amount of Encumbrances	12 Commitment for Additional Investment	13 Percentage of Ownership
		3 City	4 State									
Joint Venture or Partnership Interests That Have Underlying Characteristics of Common Stocks - Unaffiliated												
	American Industrial Partners Capital Fund III, L.P.....	San Francisco.....	CA.....	American Industrial Partners.....		02/18/2000....	3	0	515	0	124,327	0.7
	Blackstone Capital Partners V L.P.....	New York.....	NY.....	Blackstone Group.....		12/07/2005....	3	0	2,689	0	1,484,060	0.1
	Chartwell Investors II, L.P.....	New York.....	NY.....	Chartwell Managers.....		02/03/1999....	3	0	487	0	571	0.2
	Clayton, Dubilier & Rice Fund VI.....	New York.....	NY.....	Clayton, Dubilier & Rice, Inc.....		12/08/1998....	3	0	841	0	88,478	0.1
	Cypress Merchant Banking Partners II L.P.....	New York.....	NY.....	Cypress Group.....		10/21/1998....	3	0	(1,563)	0	142,388	0.1
	Greenwich Street Capital Partners II, L.P.....	Florham Park.....	NJ.....	GSC Partners.....		12/29/2000....	3	0	(3,822)	0	1,381,959	3.0
	Thompson Street Capital Partners III, L.P.....	St. Louis.....	MO.....	Thompson Street Capital Partners.....		08/04/2011....	3	0	974,650	0	10,137,033	4.0
	VMG Partners II, L.P.....	San Francisco.....	CA.....	VMG Equity Partners.....		06/15/2011....	3	0	142,813	0	12,469,505	5.5
1599999. Total - Joint Venture or Partnership Interests That Have Underlying Characteristics of Common Stocks - Unaffiliated.....								0	1,116,609	0	25,828,321	XXX
Joint Venture or Partnership Interests That Have Underlying Characteristics of Other - Unaffiliated												
	CI Capital Investors II, L.P.....	New York.....	NY.....	CI Capital Partners LLC.....		11/23/2010....	3	0	21,621	0	8,860,458	2.5
	Cohesive Capital Partners, L.P.....	New York.....	NY.....	Cohesive Capital Partners.....		11/15/2010....	3	0	503,548	0	15,441,171	12.6
	Global Infrastructure Partners II-A, L.P.....	New York.....	NY.....	Global Infrastructure Partners.....		12/03/2011....	0	0	113,528	0	17,913,614	1.0
	Gridiron Capital Fund II, L.P.....	New Caanan.....	CT.....	Gridiron Capital.....		05/23/2011....	3	0	23,984	0	7,042,946	3.5
	Level Equity Growth Partners I, L.P.....	New York.....	NY.....	Level Equity Management LLC.....		04/06/2011....	0	0	1,431,472	0	4,619,115	9.2
	Monomoy Capital Partners II, L.P.....	New York.....	NY.....	Monomoy Capital Partners.....		09/17/2010....	0	0	50,153	0	13,838,630	3.0
	Snow Phipps II, L.P.....	New York.....	NY.....	Snow Phipps Group LLC.....		03/04/2011....	3	0	144,661	0	8,313,955	1.8
	YTM3 Co Investment Partners, LP.....	New York.....	NY.....	Yorktown Partners.....		09/21/2010....	0	0	294,406	0	457,941	5.4
	YTM4 Co Investment Partners, LP.....	New York.....	NY.....	Yorktown Partners.....		05/15/2013....	0	0	1,663,725	0	3,284,644	6.1
1999999. Total - Joint Venture or Partnership Interests That Have Underlying Characteristics of Other - Unaffiliated.....								0	4,247,097	0	79,772,473	XXX
3999999. Subtotal - Unaffiliated.....								0	5,363,707	0	105,600,794	XXX
4199999. Totals.....								0	5,363,707	0	105,600,794	XXX

QE03

SCHEDULE BA - PART 3

Showing Other Long-Term Invested Assets DISPOSED, Transferred or Repaid During the Current Quarter

1 CUSIP Identification	2 Name or Description	Location		5 Name of Purchaser or Nature of Disposal	6 Date Originally Acquired	7 Disposal Date	8 Book/Adjusted Carrying Value Less Encumbrances, Prior Year	Changes in Book/Adjusted Carrying Value					15 Book/Adjusted Carrying Value Less Encumbrances on Disposal	16 Consideration	17 Foreign Exchange Gain (Loss) on Disposal	18 Realized Gain (Loss) on Disposal	19 Total Gain (Loss) on Disposal	20 Investment Income
		3 City	4 State					9 Unrealized Valuation Increase (Decrease)	10 Current Year's (Depreciation) or (Amortization)/ Accretion	11 Current Year's Other Than Temporary Impairment Recognized	12 Capitalized Deferred Interest and Other	13 Total Change in B./A.C.V. (9+10-11+12)						
Joint Venture or Partnership Interests That Have Underlying Characteristics of Common Stocks - Unaffiliated																		
	AG Super Fund, LP.....	New York.....	NY...	Distribution.....	08/01/2005	07/30/2013	101,616	0	0	0	0	0	0	101,616	101,616	0	0	0
	BCP V-S L.P.....	New York.....	NY...	Distribution.....	12/07/2005	09/20/2013	112,607	0	0	0	0	0	0	112,607	112,607	0	0	0
	Clayton, Dubilier & Rice Fund VI.....	New York.....	NY...	Distribution.....	12/08/1998	08/23/2013	51,979	0	0	0	0	0	0	51,979	51,979	0	0	0
	Greenwich Street Capital Partners II, L.P.....	Florham Park.....	NJ...	Distribution.....	12/29/2000	07/02/2013	(3,822)	0	0	0	0	0	0	(3,822)	(3,822)	0	0	0
	Gryphon Partners II, L.P.....	San Francisco.....	CA...	Distribution.....	11/03/1999	08/27/2013	6,618	0	0	0	0	0	0	6,618	6,618	0	0	0
	Thayer Equity Investors IV, L.P.....	Washington.....	DC...	Distribution.....	01/05/1999	08/30/2013	13,016	0	0	0	0	0	0	13,016	13,016	0	0	0
1599999. Total - Joint Venture or Partnership Interests That Have Underlying Characteristics of Common Stocks - Unaffiliated.....								282,014	0	0	0	0	0	282,014	282,014	0	0	0
Joint Venture or Partnership Interests That Have Underlying Characteristics of Real Estate - Affiliated																		
	Oregon Evergreen Investor I, LLC.....	Wilmington.....	DE...	Oregon Timber, LLC.....	03/02/2011	07/01/2013	1,050,000	0	0	0	0	0	0	1,050,000	1,050,000	0	0	0
1899999. Total - Joint Venture or Partnership Interests That Have Underlying Characteristics of Real Estate - Affiliated.....								1,050,000	0	0	0	0	0	1,050,000	1,050,000	0	0	0

SCHEDULE BA - PART 3

Showing Other Long-Term Invested Assets DISPOSED, Transferred or Repaid During the Current Quarter

1 CUSIP Identification	2 Name or Description	Location		5 Name of Purchaser or Nature of Disposal	6 Date Originally Acquired	7 Disposal Date	8 Book/Adjusted Carrying Value Less Encumbrances, Prior Year	Changes in Book/Adjusted Carrying Value						15 Book/Adjusted Carrying Value Less Encumbrances on Disposal	16 Consideration	17 Foreign Exchange Gain (Loss) on Disposal	18 Realized Gain (Loss) on Disposal	19 Total Gain (Loss) on Disposal	20 Investment Income	
		3 City	4 State					9 Unrealized Valuation Increase (Decrease)	10 Current Year's (Depreciation) or (Amortization)/ Accretion	11 Current Year's Other Than Temporary Impairment Recognized	12 Capitalized Deferred Interest and Other	13 Total Change in B./A.C.V. (9+10-11+12)	14 Total Foreign Exchange Change in B./A.C.V.							
Joint Venture or Partnership Interests That Have Underlying Characteristics of Other - Unaffiliated																				
	Cohesive Capital Partners, L.P.....	New York.....	NY...	Distribution.....	11/15/2010	08/26/2013365,752000000365,752365,7520000	
	Gridiron Capital Fund II, L.P.....	New Caanan.....	CT....	Distribution.....	05/23/2011	08/21/2013(285,164)000000(285,164)(285,164)0000	
	Sheridan Production Partners II-A, L.P.....	Houston.....	TX....	Distribution.....	09/30/2010	07/26/2013300,000000000300,000300,0000000	
	Snow Phipps II, L.P.....	New York.....	NY....	Distribution.....	03/04/2011	08/09/2013315,739000000315,739315,7390000	
1999999.	Total - Joint Venture or Partnership Interests That Have Underlying Characteristics of Other - Unaffiliated.....						696,32700000696,327696,32700000
3999999.	Subtotal - Unaffiliated.....						978,34100000978,341978,34100000
4099999.	Subtotal - Affiliated.....						1,050,000000001,050,0001,050,00000000
4199999.	Totals.....						2,028,341000002,028,3412,028,34100000

QE03.1

SCHEDULE D - PART 3

Show all Long-Term Bonds and Stock Acquired During the Current Quarter

1 CUSIP Identification	2 Description	3 Foreign	4 Date Acquired	5 Name of Vendor	6 Number of Shares of Stock	7 Actual Cost	8 Par Value	9 Paid for Accrued Interest and Dividends	10 NAIC Designation or Market Indicator (a)
Bonds - U.S. Government									
912828 QX 1	U S TREASURY NOTES 1.500 2016 07.....		09/30/2013	BARCLAYS CAPITAL INC.....		5,124,821	5,000,000	12,636	1
0599999.	Total - Bonds - U.S. Government.....					5,124,821	5,000,000	12,636	XXX
Bonds - U.S. Special Revenue and Special Assessment									
64972F SF 4	NEW YORK CITY FIN AUTH W .060 2024 06.....		09/10/2013	RBC CAPITAL MARKETS.....		5,000,000	5,000,000	167	1FE
882135 8A 7	TEXAS A & M UNIV FIN SYS 5.000 2027 05.....		09/04/2013	WELLS FARGO SECURITIES.....		2,424,953	2,235,000	0	1FE
882135 8B 5	TEXAS A & M UNIV FIN SYS 5.000 2028 05.....		09/04/2013	WELLS FARGO SECURITIES.....		3,230,070	3,000,000	0	1FE
3199999.	Total - Bonds - U.S. Special Revenue & Special Assessments.....					10,655,023	10,235,000	167	XXX
Bonds - Industrial and Miscellaneous									
06406H CL 1	BANK OF NEW YORK MELLON 2.100 2018 08.....		07/25/2013	DEUTSCHE BANC.....		1,000,000	1,000,000	0	1FE
000000 00 0	BMC TL B 5.000 2020 08.....		08/09/2013	CREDIT SUISSE FIRST BOSTON.....		3,960,000	4,000,000	0	4FE
097014 AL 8	BOEING CAPITAL CORP 4.700 2019 10.....		07/31/2013	BNY MELLON CAPITAL MARKETS INC.....		1,126,110	1,000,000	12,794	1FE
097023 AW 5	BOEING CO 6.000 2019 03.....		09/11/2013	STIFEL NICOLAUS & CO INC.....		1,172,610	1,000,000	167	1FE
12673P AD 7	CA INC 2.875 2018 08.....		08/13/2013	BAS-MERRILL LYNCH.....		998,110	1,000,000	0	2FE
231021 AR 7	CUMMINS INC 3.650 2023 10.....		09/19/2013	BAS-MERRILL LYNCH.....		994,020	1,000,000	0	1FE
263534 CK 3	DUPONT EI NEMOUR 2.800 2023 02.....		08/01/2013	J P MORGAN CHASE SECURITIES INC.....		936,970	1,000,000	13,300	1FE
345397 WL 3	FORD MOTOR CREDIT 2.875 2018 10.....		09/26/2013	GOLDMAN SACHS & CO.....		999,630	1,000,000	0	2FE
406216 BD 2	HALLIBURTON COMPANY 3.500 2023 08.....		07/29/2013	ROYAL BANK OF SCOTLAND.....		997,660	1,000,000	0	1FE
437076 BB 7	HOME DEPOT INC 2.250 2018 09.....		09/03/2013	BAS-MERRILL LYNCH.....		998,590	1,000,000	0	1FE
505588 BH 5	LACLEDE GAS CO 2.000 2018 08.....		08/06/2013	WELLS FARGO SECURITIES.....		996,220	1,000,000	0	1FE
000000 00 0	LIVE NATION TLB 3.500 2020 08.....		08/16/2013	J P MORGAN CHASE SECURITIES INC.....		2,500,000	2,500,000	0	3FE
548661 CZ 8	LOWES COMPANIES 3.875 2023 09.....		09/04/2013	BAS-MERRILL LYNCH.....		994,010	1,000,000	0	1FE
57772K AB 7	MAXIM INTEGRATED 3.375 2023 03.....		09/17/2013	STERNE AGEE & LEACH INC.....		916,090	1,000,000	469	2FE
59156R BB 3	METLIFE INC 4.368 2023 09.....		09/03/2013	DEUTSCHE BANC.....		1,005,000	1,000,000	0	1FE
742718 EB 1	PROCTER & GAMBLE CO 3.100 2023 08.....		08/08/2013	J P MORGAN CHASE SECURITIES INC.....		993,530	1,000,000	0	1FE
74432Q BW 4	PRUDENTIAL FINANCIAL INC 2.300 2018 08.....		08/12/2013	ROYAL BANK OF SCOTLAND.....		998,830	1,000,000	0	2FE
751212 AA 9	RALPH LAUREN 2.125 2018 09.....		09/23/2013	J P MORGAN CHASE SECURITIES INC.....		998,960	1,000,000	0	1FE
7591EP AJ 9	REGIONS FINANCIAL CORP 2.000 2018 05.....		09/09/2013	CITIGROUP GLOBAL MARKETS.....		954,470	1,000,000	7,333	2FE
761520 AV 7	REVLON TL 4.000 2019 08.....		08/20/2013	CITIGROUP GLOBAL MARKETS.....		498,750	500,000	0	4FE
78573A AE 0	SABMILLER HOLDINGS INC (2.200 2018 08.....	R	08/06/2013	CITIGROUP GLOBAL MARKETS.....		997,530	1,000,000	0	2FE
80282K AC 0	SANTANDER HOLDINGS USA 3.450 2018 08.....	R	08/22/2013	BAS-MERRILL LYNCH.....		998,180	1,000,000	0	2FE
84756N AC 3	SPECTRA ENERGY PARTNERS 2.950 2018 09.....		09/16/2013	MORGAN STANLEY.....		998,290	1,000,000	0	2FE
87305Q CE 9	TTX CO (144A) 4.125 2023 10.....		09/19/2013	CITIGROUP GLOBAL MARKETS.....		999,990	1,000,000	0	2FE
904764 AQ 0	UNILEVER CAPITAL 2.200 2019 03.....	R	09/03/2013	J P MORGAN CHASE SECURITIES INC.....		988,530	1,000,000	0	1FE
775109 AY 7	ROGERS COMMUNICATIONS 4.100 2023 12.....	A	09/25/2013	J P MORGAN CHASE SECURITIES INC.....		998,130	1,000,000	0	2FE
002799 AL 8	ABBAY NATIONAL TREASURY 3.050 2018 08.....	F	08/20/2013	BAS-MERRILL LYNCH.....		997,790	1,000,000	0	1FE
055451 AU 2	BHP FINANCE USA 3.850 2023 09.....	F	09/25/2013	GOLDMAN SACHS & CO.....		998,770	1,000,000	0	1FE
G1710# AB 4	CHRISTIES INTERNATIONAL 5.220 2021 03.....	F	09/12/2013	CRT CAPITAL.....		2,152,220	2,000,000	2,900	2
29081P AE 5	EMBOT ANDINA (144A) 5.000 2023 10.....	F	09/26/2013	J P MORGAN CHASE SECURITIES INC.....		998,050	1,000,000	0	2FE
40052V AB 0	GRUPO BIMBO SAB (144A) 4.500 2022 01.....	F	09/20/2013	CITIGROUP GLOBAL MARKETS.....		1,003,120	1,000,000	7,500	2FE

QE04

SCHEDULE D - PART 3

Show all Long-Term Bonds and Stock Acquired During the Current Quarter

1 CUSIP Identification	2 Description	3 Foreign	4 Date Acquired	5 Name of Vendor	6 Number of Shares of Stock	7 Actual Cost	8 Par Value	9 Paid for Accrued Interest and Dividends	10 NAIC Designation or Market Indicator (a)
75625Q AB 5	RECKITT BENCKISER TSY (1 3.625 2023 09.....)	F.....	...09/16/2013	HSBC.....987,4501,000,0000	1FE.....
83368R AD 4	SOCIETE GENERALE 2.625 2018 10.....	F.....	...09/24/2013	SOCIETY GENERALE AMERICAS.....998,3301,000,0000	1FE.....
3899999.	Total - Bonds - Industrial & Miscellaneous.....				38,155,94038,000,00044,463XXX.....
8399997.	Total - Bonds - Part 3.....				53,935,78453,235,00057,266XXX.....
8399999.	Total - Bonds.....				53,935,78453,235,00057,266XXX.....
Common Stocks - Industrial and Miscellaneous									
140661 10 9	CAPMARK FINANCIAL GROUP INC.....		...09/03/2013	VARIOUS.....792,0000XXX.....0	U.....
9099999.	Total - Common Stocks - Industrial & Miscellaneous.....				0XXX.....0XXX.....
9799997.	Total - Common Stocks - Part 3.....				0XXX.....0XXX.....
9799999.	Total - Common Stocks.....				0XXX.....0XXX.....
9899999.	Total - Preferred and Common Stocks.....				0XXX.....0XXX.....
9999999.	Total - Bonds, Preferred and Common Stocks.....				53,935,784XXX.....57,266XXX.....

(a) For all common stock bearing the NAIC market indicator "U" provide: the number of such issues:.....1.

QE04.1

SCHEDULE D - PART 4

Show All Long-Term Bonds and Stock Sold, Redeemed or Otherwise Disposed of During the Current Quarter

1 CUSIP Identification	2 Description	3 F o r e i g n	4 Disposal Date	5 Name of Purchaser	6 Number of Shares of Stock	7 Consideration	8 Par Value	9 Actual Cost	10 Prior Year Book/ Adjusted Carrying Value	Change in Book/Adjusted Carrying Value					16 Book/ Adjusted Carrying Value At Disposal Date	17 Foreign Exchange Gain (Loss) on Disposal	18 Realized Gain (Loss) on Disposal	19 Total Gain (Loss) on Disposal	20 Bond Interest/ Stocks Dividends Received During Year	21 Stated Contractual Maturity Date	22 NAIC Design- ation or Market Indicator (a)
										11 Unrealized Valuation Increase/ (Decrease)	12 Current Year's (Amortization)/ Accretion	13 Current Year's Other Than Temporary Impairment Recognized	14 Total Change in B./A.C.V. (11+12-13)	15 Total Foreign Exchange Change in B./A.C.V.							
Bonds - U.S. Government																					
36217G	CJ 4		09/15/2013	PAID ON PRINCIPAL		628	628	656	639	0	(12)	0	(12)	0	628	0	0	0	36	06/15/2017	1
383739	MY 2		09/20/2013	PAID ON PRINCIPAL		123,029	123,029	118,014	119,750	0	3,279	0	3,279	0	123,029	0	0	0	5,336	03/20/2031	1
38373R	C9 8		09/16/2013	PAID ON PRINCIPAL		352,965	352,965	352,682	352,129	0	836	0	836	0	352,965	0	0	0	16,480	10/16/2031	1
0599999	Total - Bonds - U.S. Government					476,621	476,621	471,353	472,519	0	4,103	0	4,103	0	476,621	0	0	0	21,851	XXX	XXX
Bonds - U.S. States, Territories and Possessions																					
604128	5W 4		08/01/2013	REDEEMED		2,225,000	2,225,000	2,433,772	2,239,329	0	(14,329)	0	(14,329)	0	2,225,000	0	0	0	111,250	08/01/2014	1FE
1799999	Total - Bonds - U.S. States, Territories & Possessions					2,225,000	2,225,000	2,433,772	2,239,329	0	(14,329)	0	(14,329)	0	2,225,000	0	0	0	111,250	XXX	XXX
Bonds - U.S. Special Revenue and Special Assessment																					
576049	ZP 8		07/15/2013	REDEEMED		825,000	825,000	1,042,693	934,106	0	(109,106)	0	(109,106)	0	825,000	0	0	0	53,625	07/15/2019	1FE
60000*	AA 2		09/15/2013	REDEEMED		13,601	13,601	13,601	13,601	0	0	0	0	0	13,601	0	0	0	645	07/15/2020	5*
64985W	K9 4		08/12/2013	REDEEMED		5,000,000	5,000,000	5,282,500	5,015,550	0	(15,500)	0	(15,500)	0	5,000,050	0	(50)	(50)	164,583	06/15/2014	1FE
882135	VK 9		07/15/2013	REDEEMED		6,685,000	6,685,000	7,466,543	6,718,960	0	(32,690)	0	(32,690)	0	6,686,270	0	(1,270)	(1,270)	233,975	05/15/2014	1FE
915137	RN 5		08/15/2013	REDEEMED		1,000,000	1,000,000	1,064,190	1,004,590	0	(4,590)	0	(4,590)	0	1,000,000	0	0	0	52,500	08/15/2018	1FE
915137	RP 0		08/15/2013	REDEEMED		1,000,000	1,000,000	1,056,430	1,004,390	0	(4,390)	0	(4,390)	0	1,000,000	0	0	0	52,500	08/15/2019	1FE
05053*	AA 3		09/16/2013	REDEEMED		4,572	4,572	4,572	4,572	0	0	0	0	0	4,572	0	0	0	226	04/15/2021	5*
31296L	B2 6		09/15/2013	PAID ON PRINCIPAL		188,932	188,932	180,164	183,915	0	5,017	0	5,017	0	188,932	0	0	0	7,623	08/15/2033	1
31296L	QV 6		09/15/2013	PAID ON PRINCIPAL		12,466	12,466	11,887	11,945	0	521	0	521	0	12,466	0	0	0	512	08/15/2033	1
31292H	X4 1		09/15/2013	PAID ON PRINCIPAL		67,114	67,114	65,009	65,635	0	1,479	0	1,479	0	67,114	0	0	0	2,489	08/15/2033	1
31294K	Q7 3		09/15/2013	PAID ON PRINCIPAL		190,732	190,732	193,653	191,782	0	(1,050)	0	(1,050)	0	190,732	0	0	0	6,351	05/15/2018	1
3128G5	VE 4		07/15/2013	PAID ON PRINCIPAL		43	43	43	43	0	0	0	0	0	43	0	0	0	2	08/15/2013	1
3128G6	HE 8		08/15/2013	PAID ON PRINCIPAL		926	926	926	924	0	2	0	2	0	926	0	0	0	35	09/15/2013	1
3128H3	W6 4		09/15/2013	PAID ON PRINCIPAL		6,876	6,876	6,981	6,923	0	(48)	0	(48)	0	6,876	0	0	0	216	05/15/2018	1
3128H6	BP 8		09/15/2013	PAID ON PRINCIPAL		584	584	593	587	0	(3)	0	(3)	0	584	0	0	0	19	07/15/2018	1
3128H3	LP 8		09/15/2013	PAID ON PRINCIPAL		1,141	1,141	1,174	1,184	0	(43)	0	(43)	0	1,141	0	0	0	47	06/15/2029	1
3128H3	WY 7		09/15/2013	PAID ON PRINCIPAL		23,056	23,056	22,334	22,520	0	537	0	537	0	23,056	0	0	0	835	06/15/2033	1
3128H3	WZ 4		09/15/2013	PAID ON PRINCIPAL		180,643	180,643	185,650	185,974	0	(5,330)	0	(5,330)	0	180,643	0	0	0	7,136	04/15/2033	1
31283Y	4Y 1		09/15/2013	PAID ON PRINCIPAL		6,426	6,426	6,406	6,407	0	19	0	19	0	6,426	0	0	0	279	05/15/2028	1
31283Y	4Z 8		09/15/2013	PAID ON PRINCIPAL		442	442	441	441	0	1	0	1	0	442	0	0	0	19	05/15/2028	1
31283Y	5C 8		09/15/2013	PAID ON PRINCIPAL		400	400	399	399	0	1	0	1	0	400	0	0	0	17	05/15/2028	1
3133TE	FV 1		09/15/2013	PAID ON PRINCIPAL		197,785	197,785	178,650	184,914	0	12,871	0	12,871	0	197,785	0	0	0	8,476	06/15/2028	1
3133TR	MZ 5		09/15/2013	PAID ON PRINCIPAL		283,093	283,093	267,954	274,806	0	8,287	0	8,287	0	283,093	0	0	0	12,244	02/15/2031	1
3133TR	ZA 6		09/15/2013	PAID ON PRINCIPAL		187,348	187,348	180,193	183,687	0	3,662	0	3,662	0	187,348	0	0	0	7,871	03/15/2031	1
31371F	DT 6		09/25/2013	PAID ON PRINCIPAL		738	738	729	731	0	7	0	7	0	738	0	0	0	34	12/25/2025	1
31371H	K2 3		09/25/2013	PAID ON PRINCIPAL		4,960	4,960	5,000	4,986	0	(26)	0	(26)	0	4,960	0	0	0	192	02/25/2029	1
31371K	5X 5		09/25/2013	PAID ON PRINCIPAL		21,629	21,629	21,582	21,573	0	56	0	56	0	21,629	0	0	0	710	05/25/2023	1

QE05

SCHEDULE D - PART 4

Show All Long-Term Bonds and Stock Sold, Redeemed or Otherwise Disposed of During the Current Quarter

1	2	3	4	5	6	7	8	9	10	Change in Book/Adjusted Carrying Value					16	17	18	19	20	21	22
										11	12	13	14	15							
CUSIP Identification	Description	For eign	Disposal Date	Name of Purchaser	Number of Shares of Stock	Consideration	Par Value	Actual Cost	Prior Year Book/ Adjusted Carrying Value	Unrealized Valuation Increase/ (Decrease)	Current Year's (Amortization)/ Accretion	Current Year's Other Than Temporary Impairment Recognized	Total Change in B./A.C.V. (11+12-13)	Total Foreign Exchange Change in B./A.C.V.	Book/ Adjusted Carrying Value At Disposal Date	Foreign Exchange Gain (Loss) on Disposal	Realized Gain (Loss) on Disposal	Total Gain (Loss) on Disposal	Bond Interest/ Stock Dividends Received During Year	Stated Contractual Maturity Date	NAIC Designation or Market Indicator (a)
31371L DM 8	FNMA PASS TH #254908	5.000	09/25/2013	PAID ON PRINCIPAL		118,879	118,879	119,660	119,124	0	(244)	0	(244)	0	118,879	0	0	0	3,921	09/25/2023	1
31371L EZ 8	FNMA PASS TH #254952	4.500	09/25/2013	PAID ON PRINCIPAL		16,791	16,791	16,828	16,778	0	13	0	13	0	16,791	0	0	0	.502	11/25/2018	1
31374N QD 7	FNMA PASS TH #319152	7.000	09/25/2013	PAID ON PRINCIPAL		3,014	3,014	2,975	2,986	0	28	0	28	0	3,014	0	0	0	.141	11/25/2025	1
31375A QB 8	FNMA PASS TH #329050	7.000	09/25/2013	PAID ON PRINCIPAL		189	189	186	187	0	2	0	2	0	189	0	0	0	.9	11/25/2025	1
31375A XE 4	FNMA PASS TH #329277	7.000	09/25/2013	PAID ON PRINCIPAL		57	57	56	56	0	1	0	1	0	57	0	0	0	.3	11/25/2025	1
31375E SM 4	FNMA PASS TH #332724	6.500	09/25/2013	PAID ON PRINCIPAL		58	58	55	56	0	2	0	2	0	58	0	0	0	.2	12/25/2025	1
31378R S5 9	FNMA PASS TH #406540	6.500	09/25/2013	PAID ON PRINCIPAL		20	20	20	20	0	0	0	0	0	20	0	0	0	.1	12/25/2027	1
313615 UQ 7	FNMA PASS TH #50991	6.500	09/25/2013	PAID ON PRINCIPAL		11,171	11,171	10,496	10,779	0	392	0	392	0	11,171	0	0	0	.455	02/25/2024	1
31384H LW 1	FNMA PASS TH #524241	7.500	09/25/2013	PAID ON PRINCIPAL		31	31	32	35	0	(4)	0	(4)	0	31	0	0	0	.2	12/25/2029	1
31384W NM 8	FNMA PASS TH #535996	7.500	09/25/2013	PAID ON PRINCIPAL		604	604	628	670	0	(67)	0	(67)	0	604	0	0	0	.32	06/25/2031	1
31384W QJ 2	FNMA PASS TH #536057	7.500	09/25/2013	PAID ON PRINCIPAL		169	169	176	180	0	(11)	0	(11)	0	169	0	0	0	.8	12/25/2030	1
31384Y JS 6	FNMA PASS TH #537673	7.500	09/25/2013	PAID ON PRINCIPAL		10	10	10	11	0	(2)	0	(2)	0	10	0	0	0	.1	04/25/2030	1
31385A VP 9	FNMA PASS TH #538922	7.500	09/25/2013	PAID ON PRINCIPAL		10	10	11	12	0	(1)	0	(1)	0	10	0	0	0	.0	06/25/2030	1
31385N SK 6	FNMA PASS TH #547822	7.500	09/25/2013	PAID ON PRINCIPAL		17,873	17,873	18,616	20,644	0	(2,770)	0	(2,770)	0	17,873	0	0	0	1,005	07/25/2030	1
31385R Z2 2	FNMA PASS TH #550792	7.500	07/25/2013	PAID ON PRINCIPAL		3,711	3,711	3,865	4,253	0	(542)	0	(542)	0	3,711	0	0	0	.162	10/25/2030	1
31385U JM 6	FNMA PASS TH #552968	7.500	09/25/2013	PAID ON PRINCIPAL		8	8	8	9	0	(1)	0	(1)	0	8	0	0	0	.0	10/25/2030	1
31385X XA 0	FNMA PASS TH #556073	7.500	09/25/2013	PAID ON PRINCIPAL		108	108	113	117	0	(9)	0	(9)	0	108	0	0	0	.5	09/25/2030	1
31386A HR 0	FNMA PASS TH #557440	7.500	09/25/2013	PAID ON PRINCIPAL		1	1	1	1	0	(0)	0	(0)	0	1	0	0	0	.0	10/25/2030	1
31386C UE 0	FNMA PASS TH #559581	7.500	09/25/2013	PAID ON PRINCIPAL		1,508	1,508	1,571	1,699	0	(191)	0	(191)	0	1,508	0	0	0	.84	12/25/2030	1
31386H XN 6	FNMA PASS TH #564185	7.500	09/25/2013	PAID ON PRINCIPAL		10	10	10	11	0	(1)	0	(1)	0	10	0	0	0	.0	12/25/2030	1
31387W 2L 0	FNMA PASS TH #596679	6.500	09/25/2013	PAID ON PRINCIPAL		20,705	20,705	21,197	21,186	0	(481)	0	(481)	0	20,705	0	0	0	.841	09/25/2031	1
31388D 5H 7	FNMA PASS TH #602148	5.500	09/25/2013	PAID ON PRINCIPAL		7,487	7,487	7,426	7,445	0	42	0	42	0	7,487	0	0	0	.274	09/25/2016	1
31388R 4L 8	FNMA PASS TH #612927	5.500	09/25/2013	PAID ON PRINCIPAL		10,175	10,175	10,284	10,221	0	(47)	0	(47)	0	10,175	0	0	0	.372	12/25/2016	1
31390Q R4 9	FNMA PASS TH #653107	5.500	09/25/2013	PAID ON PRINCIPAL		2,924	2,924	2,923	2,919	0	5	0	5	0	2,924	0	0	0	.107	07/25/2017	1
31401B YE 9	FNMA PASS TH #703709	5.000	09/25/2013	PAID ON PRINCIPAL		47,682	47,682	48,196	47,814	0	(132)	0	(132)	0	47,682	0	0	0	1,606	02/25/2018	1
31402D GN 4	FNMA PASS TH #725705	5.000	09/25/2013	PAID ON PRINCIPAL		210,059	210,059	201,821	204,931	0	5,128	0	5,128	0	210,059	0	0	0	6,889	08/25/2034	1
31402E S3 3	FNMA PASS TH #726938	4.500	09/25/2013	PAID ON PRINCIPAL		15,343	15,343	14,787	15,040	0	303	0	303	0	15,343	0	0	0	.469	08/25/2033	1
31402J ZY 6	FNMA PASS TH #730759	4.500	09/25/2013	PAID ON PRINCIPAL		58,013	58,013	55,910	56,873	0	1,140	0	1,140	0	58,013	0	0	0	1,642	08/25/2033	1
31402Q LF 6	FNMA PASS TH #734826	4.500	09/25/2013	PAID ON PRINCIPAL		31,159	31,159	30,029	30,538	0	621	0	621	0	31,159	0	0	0	.934	08/25/2033	1
31403A 2X 2	FNMA PASS TH #743390	4.500	09/25/2013	PAID ON PRINCIPAL		16,106	16,106	16,141	16,097	0	9	0	9	0	16,106	0	0	0	.483	11/25/2018	1
31403C HG 9	FNMA PASS TH #744631	5.000	09/25/2013	PAID ON PRINCIPAL		129,449	129,449	128,741	128,893	0	557	0	557	0	129,449	0	0	0	4,266	10/25/2033	1
31403C MF 5	FNMA PASS TH #744758	4.500	09/25/2013	PAID ON PRINCIPAL		6,845	6,845	6,868	6,842	0	3	0	3	0	6,845	0	0	0	.203	10/25/2018	1
31403L EA 5	FNMA PASS TH #751729	4.500	09/25/2013	PAID ON PRINCIPAL		1,070	1,070	1,073	1,069	0	1	0	1	0	1,070	0	0	0	.32	11/25/2018	1
31403R BN 7	FNMA PASS TH #755245	4.500	09/25/2013	PAID ON PRINCIPAL		13,024	13,024	13,066	13,021	0	3	0	3	0	13,024	0	0	0	.396	11/25/2018	1
31403R CK 2	FNMA PASS TH #755274	4.500	09/25/2013	PAID ON PRINCIPAL		20,085	20,085	20,129	20,071	0	13	0	13	0	20,085	0	0	0	.619	12/25/2018	1
313921 B5 6	FNR 2001-59 Z CMO	7.000	09/25/2013	PAID ON PRINCIPAL		344,224	344,224	343,216	342,767	0	1,456	0	1,456	0	344,224	0	0	0	16,550	11/25/2031	1

QE05.1

SCHEDULE D - PART 4

Show All Long-Term Bonds and Stock Sold, Redeemed or Otherwise Disposed of During the Current Quarter

1	2	3	4	5	6	7	8	9	10	Change in Book/Adjusted Carrying Value					16	17	18	19	20	21	22
										11	12	13	14	15							
CUSIP Identification	Description	For eign	Disposal Date	Name of Purchaser	Number of Shares of Stock	Consideration	Par Value	Actual Cost	Prior Year Book/ Adjusted Carrying Value	Unrealized Valuation Increase/ (Decrease)	Current Year's (Amortization)/ Accretion	Current Year's Other Than Temporary Impairment Recognized	Total Change in B./A.C.V. (11+12-13)	Total Foreign Exchange Change in B./A.C.V.	Book/ Adjusted Carrying Value At Disposal Date	Foreign Exchange Gain (Loss) on Disposal	Realized Gain (Loss) on Disposal	Total Gain (Loss) on Disposal	Bond Interest/ Stock Dividends Received During Year	Stated Contractual Maturity Date	NAIC Designation or Market Indicator (a)
31392B PT 7	FNR 2001-81 QG CMO 6.500		09/25/2013	PAID ON PRINCIPAL		343,237	343,237	343,345	342,548	0	690	0	690	0	343,237	0	0	0	14,706	01/25/2032	1.....
31392G EK 7	FNR 2002-90 A1 CMO 6.500		09/25/2013	PAID ON PRINCIPAL		11,605	11,605	12,075	12,136	0	(531)	0	(531)	0	11,605	0	0	0	522	06/25/2042	1.....
476595 AA 1	JERSEY CITY HSG FIN CO 7.400		09/01/2013	REDEEMED		52,458	52,458	52,458	52,458	0	0	0	0	0	52,458	0	0	0	2,589	12/01/2021	5*.....
938865 BM 3	WASHINGTON HSG DEV COR 7.250		09/01/2013	REDEEMED		12,590	12,590	12,590	12,590	0	0	0	0	0	12,590	0	0	0	609	03/01/2020	1.....
938865 BL 5	WASHINGTON HSG DEV COR 7.250		09/01/2013	REDEEMED		11,933	11,933	11,933	11,933	0	0	0	0	0	11,933	0	0	0	577	06/01/2020	1.....
3199999.	Total - Bonds - U.S. Special Revenue & Assessment					17,443,903	17,443,903	18,789,822	17,580,166	0	(134,943)	0	(134,943)	0	17,445,223	0	(1,320)	(1,320)	674,182XXX...XXX...

Bonds - Industrial and Miscellaneous

00163X AM 2	AMB PROPERTY LP 5.900		08/15/2013	MATURED		1,000,000	1,000,000	999,040	999,818	0	182	0	182	0	1,000,000	0	0	0	59,000	08/15/2013	2FE.....
0258M0 CY 3	AMERICAN EXPRESS CREDI 7.300		08/20/2013	MATURED		1,655,000	1,655,000	1,825,002	1,710,422	0	(55,422)	0	(55,422)	0	1,655,000	0	0	0	120,815	08/20/2013	1FE.....
03070Q B* 1	AMERISTAR CASINOS TLB 4.000		08/13/2013	PAID ON PRINCIPAL		5,299,976	5,299,976	5,350,438	5,311,020	27,977	(39,022)	0	(11,044)	0	5,299,976	0	0	0	169,020	04/14/2018	3FE.....
03759* AA 5	APEX TOOL GROUP TLB 4.500		09/30/2013	PAID ON PRINCIPAL		8,750	8,750	8,825	8,825	0	(75)	0	(75)	0	8,750	0	0	0	139	02/01/2020	4FE.....
05548J A@ 5	BJ'S WHOLESALE CLUB TL 4.250		07/31/2013	PAID ON PRINCIPAL		12,469	12,469	12,344	12,350	0	119	0	119	0	12,469	0	0	0	421	09/26/2019	4FE.....
172441 B@ 5	CINEMARK USA TLB 3.190		09/30/2013	PAID ON PRINCIPAL		7,500	7,500	7,534	7,520	14	(34)	0	(20)	0	7,500	0	0	0	158	12/18/2019	3FE.....
22541L AH 6	CREDIT SUISSE USA INC 5.500	R..	08/15/2013	MATURED		3,000,000	3,000,000	3,118,530	3,010,752	0	(10,752)	0	(10,752)	0	3,000,000	0	0	0	165,000	08/15/2013	1FE.....
29335# AA 9	ENHANCED CAPITAL PARTN 6.970		08/01/2013	REDEEMED		7,432	7,432	7,432	7,432	0	0	0	0	0	7,432	0	0	0	1,123	08/01/2015	1.....
423074 AJ 2	HJ HEINZ CO 5.350		07/08/2013	REDEEMED		1,000,960	1,000,000	1,086,680	1,022,965	0	(22,137)	0	(22,137)	0	1,000,828	0	132	132	52,460	07/15/2013	3FE.....
000000 00 0	HJ HEINZ TL B2 3.500		09/30/2013	PAID ON PRINCIPAL		5,000	5,000	4,988	4,988	0	13	0	13	0	5,000	0	0	0	60	02/15/2020	3FE.....
48238T A* 0	KAR AUCTION SERVICES T 3.750		07/22/2013	PAID ON PRINCIPAL		11,883	11,883	11,862	11,864	0	18	0	18	0	11,883	0	0	0	370	05/19/2017	3FE.....
594087 B* 8	MICHAELS STORES TL B2 3.750		07/31/2013	PAID ON PRINCIPAL		12,500	12,500	12,531	12,531	0	(31)	0	(31)	0	12,500	0	0	0	206	01/28/2020	4FE.....
64021# AA 5	NEIMAN MARCUS TL 4.000		08/29/2013	PAID ON PRINCIPAL		148,715	148,715	146,528	146,922	0	1,793	0	1,793	0	148,715	0	0	0	3,179	05/16/2018	4FE.....
64952W AA 1	NEW YORK LIFE GLOBAL F 5.375		09/15/2013	MATURED		910,000	910,000	947,437	913,769	0	(3,769)	0	(3,769)	0	910,000	0	0	0	48,913	09/15/2013	1FE.....
000000 00 0	PINNACLE FOODS TLG 3.250		09/30/2013	PAID ON PRINCIPAL		12,500	12,500	12,469	12,469	0	31	0	31	0	12,500	0	0	0	92	04/29/2020	3FE.....
74112B A@ 4	PRESTIGE BRANDS TLB-1 3.750		08/20/2013	PAID ON PRINCIPAL		5,682	5,682	5,597	5,604	0	78	0	78	0	5,682	0	0	0	138	01/31/2019	3FE.....
693656 A@ 9	PVH CORP TLB 3.250		07/17/2013	PAID ON PRINCIPAL		228,364	228,364	229,149	228,506	642	(785)	0	(143)	0	228,364	0	0	0	3,021	02/13/2020	3FE.....
771196 AS 1	ROCHE HOLDINGS INC (14 6.000	R..	08/29/2013	REDEEMED		177,948	148,000	184,264	181,758	0	(3,416)	0	(3,416)	0	178,341	0	(393)	(393)	8,831	03/01/2019	1FE.....
220027 AF 3	SIMON PROPERTY GROUP (7.180		09/01/2013	MATURED		1,000,000	1,000,000	1,067,570	1,005,489	0	(5,489)	0	(5,489)	0	1,000,000	0	0	0	71,800	09/01/2013	1FE.....
86185# AA 0	STONEHENGE CAP FD AL L 7.802		08/15/2013	REDEEMED		119,458	119,458	119,458	119,458	0	0	0	0	0	119,458	0	0	0	3,898	03/01/2014	1.....
893647 C@ 4	TRANSDIGM INC TLBC 3.750		09/30/2013	PAID ON PRINCIPAL		12,319	12,319	12,299	12,299	0	20	0	20	0	12,319	0	0	0	275	02/28/2020	3FE.....
931422 AD 1	WALGREEN CO 4.875		08/01/2013	MATURED		1,000,000	1,000,000	996,090	999,459	0	541	0	541	0	1,000,000	0	0	0	48,750	08/01/2013	2FE.....
94688@ AA 8	WCA WASTE TLB 4.000		09/30/2013	PAID ON PRINCIPAL		12,500	12,500	12,435	12,446	0	54	0	54	0	12,500	0	0	0	520	03/23/2018	4FE.....
948626 D@ 2	WEIGHT WATCHERS TLB2 3.750		09/30/2013	PAID ON PRINCIPAL		37,500	37,500	36,938	36,938	0	563	0	563	0	37,500	0	0	0	443	04/02/2020	3.....
97381W C@ 1	WINDSTREAM CORP TLB3 4.000		09/30/2013	PAID ON PRINCIPAL		2,500	2,500	2,475	2,476	0	24	0	24	0	2,500	0	0	0	76	08/08/2019	3FE.....
74339G A* 2	PROGRESSIVE WASTE TLB 3.500	A..	09/30/2013	PAID ON PRINCIPAL		6,875	6,875	6,950	6,950	0	(75)	0	(75)	0	6,875	0	0	0	156	10/24/2019	3FE.....
00182E AJ 8	ANZ NATIONAL INTL (144 6.200	F..	07/19/2013	MATURED		1,000,000	1,000,000	999,060	999,840	0	160	0	160	0	1,000,000	0	0	0	62,000	07/19/2013	1FE.....
00190V BH 3	ASG 2011-1 1A85 CMO (1 4.000		09/28/2013	PAID ON PRINCIPAL		241,588	241,588	241,588	241,387	0	201	0	201	0	241,588	0	0	0	6,332	09/28/2035	1FM.....
05948X SR 3	BOAMS 2003-7 A2 CMO 4.750		09/25/2013	PAID ON PRINCIPAL		206,735	206,735	209,020	206,177	0	558	0	558	0	206,735	0	0	0	6,241	09/25/2018	1FM.....

QE052

SCHEDULE D - PART 4

Show All Long-Term Bonds and Stock Sold, Redeemed or Otherwise Disposed of During the Current Quarter

1 CUSIP Identification	2 Description	3 F o r e i g n	4 Disposal Date	5 Name of Purchaser	6 Number of Shares of Stock	7 Consideration	8 Par Value	9 Actual Cost	10 Prior Year Book/ Adjusted Carrying Value	Change in Book/Adjusted Carrying Value					16 Book/ Adjusted Carrying Value At Disposal Date	17 Foreign Exchange Gain (Loss) on Disposal	18 Realized Gain (Loss) on Disposal	19 Total Gain (Loss) on Disposal	20 Bond Interest/ Stock Dividends Received During Year	21 Stated Contractual Maturity Date	22 NAIC Desig- nation or Market Indicator (a)
										11 Unrealized Valuation Increase/ (Decrease)	12 Current Year's (Amortization)/ Accretion	13 Current Year's Other Than Temporary Impairment Recognized	14 Total Change in B./A.C.V. (11+12-13)	15 Total Foreign Exchange Change in B./A.C.V.							
161546 EF 9	CFAB 2003-1 2A2 850		07/25/2013	PAID ON PRINCIPAL		1,314	1,314	1,315	1,122	0	192	0	192	0	1,314	0	0	0	7	11/25/2032	1FM
12669G DH 1	CWHL 2004-J8 1A1 CMO 4,750		09/25/2013	PAID ON PRINCIPAL		120,158	120,158	120,083	119,912	0	246	0	246	0	120,158	0	0	0	3,827	11/25/2019	1FM
152314 JA 9	CXHE 2004-A AF6 4,270		09/25/2013	PAID ON PRINCIPAL		298,697	298,697	298,581	297,881	0	816	0	816	0	298,697	0	0	0	8,591	01/25/2034	1FM
55265K K2 4	MASTR 2003-8 2A1 CMO 4,500		09/25/2013	PAID ON PRINCIPAL		21,296	21,296	21,380	21,304	0	(7)	0	(7)	0	21,296	0	0	0	656	09/25/2018	1FM
66987X CD 5	NHEL 2003-1 A1 .938		09/25/2013	PAID ON PRINCIPAL		3,346	3,346	2,929	2,893	0	453	0	453	0	3,346	0	0	0	19	05/25/2033	1FM
76110W UX 2	RASC 2003-KS10 A16 4,540		09/25/2013	PAID ON PRINCIPAL		64,264	64,264	64,253	64,112	0	152	0	152	0	64,264	0	0	0	1,932	12/25/2033	1FM
92922F BK 3	WAMU 2003-S7 A1 CMO 4,500		09/25/2013	PAID ON PRINCIPAL		65,597	65,597	64,408	65,033	0	564	0	564	0	65,597	0	0	0	1,894	08/25/2018	1FM
92922F DE 5	WAMU 2003-S8 A2 CMO 5,000		09/25/2013	PAID ON PRINCIPAL		31,039	31,039	31,233	31,076	0	(37)	0	(37)	0	31,039	0	0	0	1,048	09/25/2018	1FM
05947U PS 1	BACM 2004-1 A4 4,760		09/10/2013	PAID ON PRINCIPAL		1,486,566	1,486,566	1,494,029	1,485,861	0	705	0	705	0	1,486,566	0	0	0	50,344	11/10/2039	1FM
22541S AD 0	CSFB 2004-C1 A4 4,750		09/15/2013	PAID ON PRINCIPAL		806,262	806,262	810,294	805,437	0	826	0	826	0	806,262	0	0	0	27,551	01/15/2037	1FM
3899999.	Total - Bonds - Industrial & Miscellaneous					20,042,693	20,011,785	20,583,036	20,147,063	28,633	(132,742)	0	(104,108)	0	20,042,954	0	(261)	(261)	929,303	XXX	XXX
8399997.	Total - Bonds - Part 4					40,188,217	40,157,310	42,277,983	40,439,077	28,633	(277,911)	0	(249,278)	0	40,189,799	0	(1,581)	(1,581)	1,736,586	XXX	XXX
8399999.	Total - Bonds					40,188,217	40,157,310	42,277,983	40,439,077	28,633	(277,911)	0	(249,278)	0	40,189,799	0	(1,581)	(1,581)	1,736,586	XXX	XXX

QE05.3

Common Stocks - Industrial and Miscellaneous

87159A 10 3	SYNAGEVA BIOPHARMA CORP		07/02/2013	CITIGROUP GLOBAL MARKETS		236,000	10,276	XXX	9,533	0	0	0	0	9,533	0	743	743	0	XXX	L	
9099999.	Total - Common Stocks - Industrial & Miscellaneous					10,276	XXX	9,533	0	0	0	0	0	9,533	0	743	743	0	XXX	XXX	
9799997	Total - Common Stocks - Part 4					10,276	XXX	9,533	0	0	0	0	0	9,533	0	743	743	0	XXX	XXX	
9799999.	Total - Common Stocks					10,276	XXX	9,533	0	0	0	0	0	9,533	0	743	743	0	XXX	XXX	
9899999.	Total - Preferred and Common Stocks					10,276	XXX	9,533	0	0	0	0	0	9,533	0	743	743	0	XXX	XXX	
9999999.	Total - Bonds, Preferred and Common Stocks					40,198,493	XXX	42,287,516	40,439,077	28,633	(277,911)	0	(249,278)	0	40,199,332	0	(838)	(838)	1,736,586	XXX	XXX

(a) For all common stock bearing the NAIC market indicator "U" provide: the number of such issues:.....0.

**Sch. DB-Pt A-Sn 1
NONE**

**Sch. DB-Pt B-Sn 1
NONE**

**Sch. DB-Pt B-Sn 1B-Broker List
NONE**

**Sch. DB-Pt D-Sn 1
NONE**

**Sch. DB-Pt D-Sn 2
NONE**

THE STANDARD FIRE INSURANCE COMPANY
SCHEDULE DL - PART 1
SECURITIES LENDING COLLATERAL ASSETS

Reinvested Collateral Assets Owned Current Statement Date

1	2	3	4	5	6	7
CUSIP Identification	Description	Code	NAIC Designation /Market Indicator	Fair Value	Book/Adjusted Carrying Value	Maturity Dates
U.S. Government - Issuer Obligations						
	REPO - BARC A TREASURY.....		1.....	484,515	484,515	10/01/2013....
	REPO - HSBC A TREASURY.....		1.....	50,992	50,992	10/01/2013....
	REPO - RBS A TREASURY.....		1.....	484,515	484,515	10/01/2013....
0199999	U.S. Government - Issuer Obligations.....			1,020,022	1,020,022	...XXX.....
0599999	Total - U.S. Government.....			1,020,022	1,020,022	...XXX.....
6199999	Total - Issuer Obligations.....			1,020,022	1,020,022	...XXX.....
6599999	Subtotal - Bonds.....			1,020,022	1,020,022	...XXX.....
9999999	Totals.....			1,020,022	1,020,022	...XXX.....

General Interrogatories:

- The activity for the year to date: Fair Value \$.....(3,991,458) Book/Adjusted Carrying Value \$.....(3,991,458)
- Average balance for the year to date: Fair Value \$.....1,908,702 Book/Adjusted Carrying Value \$.....1,908,702
- Reinvested securities lending collateral assets book/adjusted carrying value included in this schedule by NAIC designation:
 NAIC 1: \$.....1,020,022 NAIC 2: \$.....0 NAIC 3: \$.....0 NAIC 4: \$.....0 NAIC 5: \$.....0 NAIC 6: \$.....0

SCHEDULE DL - PART 2

SECURITIES LENDING COLLATERAL ASSETS

Reinvested Collateral Assets Owned Current Statement Date

1 CUSIP Identification	2 Description	3 Code	4 NAIC Designation /Market Indicator	5 Fair Value	6 Book/Adjusted Carrying Value	7 Maturity Dates
------------------------------	------------------	-----------	--	--------------------	--------------------------------------	------------------------

General Interrogatory:

1. Total activity for the year to date: Fair Value \$.....0 Book/Adjusted Carrying Value \$.....0
2. Average balance for the year to date: Fair Value \$.....0 Book/Adjusted Carrying Value \$.....0

NONE

THE STANDARD FIRE INSURANCE COMPANY

SCHEDULE E - PART 1 - CASH

Month End Depository Balances

1 Depository	2 Code	3 Rate of Interest	4 Amount of Interest Received During Current Quarter	5 Amount of Interest Accrued at Current Statement Date	Book Balance at End of Each Month During Current Quarter			9 *
					6 First Month	7 Second Month	8 Third Month	
Open Depositories								
Community Commerce Bank..... Los Angeles, CA.....0.00000100,000100,000100,000	XXX..
0199999. Total Open Depositories.....	...XXX.....	...XXX.....00100,000100,000100,000	XXX..
0399999. Total Cash on Deposit.....	...XXX.....	...XXX.....00100,000100,000100,000	XXX..
0599999. Total Cash.....	...XXX.....	...XXX.....00100,000100,000100,000	XXX..

SCHEDULE E - PART 2 - CASH EQUIVALENTS

Show Investments Owned End of Current Quarter

1 Description	2 Code	3 Date Acquired	4 Rate of Interest	5 Maturity Date	6 Book/Adjusted Carrying Value	7 Amount of Interest Due & Accrued	8 Amount Received During Year
------------------	-----------	-----------------------	--------------------------	-----------------------	--------------------------------------	--	-------------------------------------

NONE

QE13



SUPPLEMENT "A" TO SCHEDULE T

**EXHIBIT OF MEDICAL PROFESSIONAL LIABILITY PREMIUMS WRITTEN
ALLOCATED BY STATES AND TERRITORIES**

Designate the type of health care providers reported on this page.

Physicians - Including Surgeons and Osteopaths

States, Etc.	1 Direct Premiums Written	2 Direct Premiums Earned	Direct Losses Paid		5 Direct Losses Incurred	Direct Losses Unpaid		8 Direct Losses Incurred But Not Reported
			3 Amount	4 Number of Claims		6 Amount Reported	7 Number of Claims	
1. Alabama.....AL	0	0	0	0	0	0	0	0
2. Alaska.....AK	0	0	0	0	0	0	0	0
3. Arizona.....AZ	0	0	0	0	0	0	0	0
4. Arkansas.....AR	0	0	0	0	0	0	0	0
5. California.....CA	0	0	0	0	0	0	0	0
6. Colorado.....CO	0	0	0	0	0	0	0	0
7. Connecticut.....CT	0	0	0	0	91	0	0	3,080
8. Delaware.....DE	0	0	0	0	0	0	0	0
9. District of Columbia.....DC	0	0	0	0	0	0	0	0
10. Florida.....FL	0	0	0	0	0	0	0	0
11. Georgia.....GA	0	0	0	0	0	0	0	0
12. Hawaii.....HI	0	0	0	0	0	0	0	0
13. Idaho.....ID	0	0	0	0	0	0	0	0
14. Illinois.....IL	0	0	0	0	0	0	0	0
15. Indiana.....IN	0	0	0	0	0	0	0	0
16. Iowa.....IA	0	0	0	0	0	0	0	0
17. Kansas.....KS	0	0	0	0	0	0	0	0
18. Kentucky.....KY	0	0	0	0	50	0	0	1,709
19. Louisiana.....LA	0	0	0	0	0	0	0	0
20. Maine.....ME	0	0	0	0	0	0	0	0
21. Maryland.....MD	0	0	0	0	0	0	0	0
22. Massachusetts.....MA	0	0	0	0	0	0	0	0
23. Michigan.....MI	0	0	0	0	0	0	0	0
24. Minnesota.....MN	0	0	0	0	0	0	0	0
25. Mississippi.....MS	0	0	0	0	0	0	0	0
26. Missouri.....MO	0	0	0	0	0	0	0	0
27. Montana.....MT	0	0	0	0	0	0	0	0
28. Nebraska.....NE	0	0	0	0	0	0	0	0
29. Nevada.....NV	0	0	0	0	0	0	0	0
30. New Hampshire.....NH	0	0	0	0	0	0	0	0
31. New Jersey.....NJ	0	0	0	0	0	0	0	0
32. New Mexico.....NM	0	0	0	0	0	0	0	0
33. New York.....NY	0	0	0	0	28	0	0	947
34. North Carolina.....NC	0	0	0	0	0	0	0	0
35. North Dakota.....ND	0	0	0	0	0	0	0	0
36. Ohio.....OH	0	0	0	0	80	0	0	2,691
37. Oklahoma.....OK	0	0	0	0	0	0	0	0
38. Oregon.....OR	0	0	0	0	0	0	0	0
39. Pennsylvania.....PA	0	0	0	0	0	0	0	0
40. Rhode Island.....RI	0	0	0	0	0	0	0	0
41. South Carolina.....SC	0	0	0	0	0	0	0	0
42. South Dakota.....SD	0	0	0	0	0	0	0	0
43. Tennessee.....TN	0	0	0	0	0	0	0	0
44. Texas.....TX	0	0	0	0	0	0	0	0
45. Utah.....UT	0	0	0	0	46	0	0	1,541
46. Vermont.....VT	0	0	0	0	0	0	0	0
47. Virginia.....VA	0	0	0	0	0	0	0	0
48. Washington.....WA	0	0	0	0	934	0	0	31,512
49. West Virginia.....WV	0	0	0	0	1,298	0	0	43,786
50. Wisconsin.....WI	0	0	0	0	0	0	0	0
51. Wyoming.....WY	0	0	0	0	0	0	0	0
52. American Samoa.....AS	0	0	0	0	0	0	0	0
53. Guam.....GU	0	0	0	0	0	0	0	0
54. Puerto Rico.....PR	0	0	0	0	0	0	0	0
55. US Virgin Islands.....VI	0	0	0	0	0	0	0	0
56. Northern Mariana Islands.....MP	0	0	0	0	0	0	0	0
57. Canada.....CAN	0	0	0	0	0	0	0	0
58. Aggregate Other Alien.....OT	0	0	0	0	0	0	0	0
59. Totals.....	0	0	0	0	2,527	0	0	85,266

DETAILS OF WRITE-INS

58001.....	0	0	0	0	0	0	0	0
58002.....	0	0	0	0	0	0	0	0
58003.....	0	0	0	0	0	0	0	0
58998. Summary of remaining write-ins for Line 58 from overflow page.....	0	0	0	0	0	0	0	0
58999. Totals (Lines 58001 thru 58003+ 58998) (Line 58 above).....	0	0	0	0	0	0	0	0



Designate the type of health care providers reported on this page.

SUPPLEMENT "A" TO SCHEDULE T
EXHIBIT OF MEDICAL PROFESSIONAL LIABILITY PREMIUMS WRITTEN
ALLOCATED BY STATES AND TERRITORIES

Hospitals

States, Etc.	1 Direct Premiums Written	2 Direct Premiums Earned	Direct Losses Paid		5 Direct Losses Incurred	Direct Losses Unpaid		8 Direct Losses Incurred But Not Reported
			3 Amount	4 Number of Claims		6 Amount Reported	7 Number of Claims	
1. Alabama.....AL	0	0	0	0	0	0	0	0
2. Alaska.....AK	0	0	0	0	0	0	0	0
3. Arizona.....AZ	0	0	0	0	0	0	0	0
4. Arkansas.....AR	0	0	0	0	0	0	0	0
5. California.....CA	0	0	0	0	0	0	0	0
6. Colorado.....CO	0	0	0	0	0	0	0	0
7. Connecticut.....CT	0	0	0	0	0	0	0	0
8. Delaware.....DE	0	0	0	0	29	0	0	981
9. District of Columbia.....DC	0	0	0	0	0	0	0	0
10. Florida.....FL	0	0	0	0	0	0	0	0
11. Georgia.....GA	0	0	0	0	0	0	0	0
12. Hawaii.....HI	0	0	0	0	0	0	0	0
13. Idaho.....ID	0	0	0	0	0	0	0	0
14. Illinois.....IL	0	0	0	0	0	0	0	0
15. Indiana.....IN	0	0	0	0	0	0	0	0
16. Iowa.....IA	0	0	0	0	0	0	0	0
17. Kansas.....KS	0	0	0	0	0	0	0	0
18. Kentucky.....KY	0	0	0	0	0	0	0	0
19. Louisiana.....LA	0	0	0	0	0	0	0	0
20. Maine.....ME	0	0	0	0	0	0	0	0
21. Maryland.....MD	0	0	0	0	0	0	0	0
22. Massachusetts.....MA	0	0	0	0	0	0	0	0
23. Michigan.....MI	0	0	0	0	0	0	0	0
24. Minnesota.....MN	0	0	0	0	0	0	0	0
25. Mississippi.....MS	0	0	0	0	0	0	0	0
26. Missouri.....MO	0	0	0	0	8	0	0	271
27. Montana.....MT	0	0	0	0	0	0	0	0
28. Nebraska.....NE	0	0	0	0	0	0	0	0
29. Nevada.....NV	0	0	0	0	0	0	0	0
30. New Hampshire.....NH	0	0	0	0	0	0	0	0
31. New Jersey.....NJ	0	0	0	0	0	0	0	0
32. New Mexico.....NM	0	0	0	0	0	0	0	0
33. New York.....NY	0	0	0	0	0	0	0	0
34. North Carolina.....NC	0	0	0	0	0	0	0	0
35. North Dakota.....ND	0	0	0	0	0	0	0	0
36. Ohio.....OH	0	0	0	0	0	0	0	0
37. Oklahoma.....OK	0	0	0	0	0	0	0	0
38. Oregon.....OR	0	0	0	0	0	0	0	0
39. Pennsylvania.....PA	0	0	0	0	0	0	0	0
40. Rhode Island.....RI	0	0	0	0	0	0	0	0
41. South Carolina.....SC	0	0	0	0	0	0	0	0
42. South Dakota.....SD	0	0	0	0	0	0	0	0
43. Tennessee.....TN	0	0	0	0	0	0	0	0
44. Texas.....TX	0	0	0	0	0	0	0	0
45. Utah.....UT	0	0	0	0	0	0	0	0
46. Vermont.....VT	0	0	0	0	0	0	0	0
47. Virginia.....VA	0	0	0	0	0	0	0	0
48. Washington.....WA	0	0	0	0	0	0	0	0
49. West Virginia.....WV	0	0	0	0	324	0	0	10,946
50. Wisconsin.....WI	0	0	0	0	0	0	0	0
51. Wyoming.....WY	0	0	0	0	0	0	0	0
52. American Samoa.....AS	0	0	0	0	0	0	0	0
53. Guam.....GU	0	0	0	0	0	0	0	0
54. Puerto Rico.....PR	0	0	0	0	0	0	0	0
55. US Virgin Islands.....VI	0	0	0	0	0	0	0	0
56. Northern Mariana Islands.....MP	0	0	0	0	0	0	0	0
57. Canada.....CAN	0	0	0	0	0	0	0	0
58. Aggregate Other Alien.....OT	0	0	0	0	0	0	0	0
59. Totals.....	0	0	0	0	361	0	0	12,198

DETAILS OF WRITE-INS

58001.....	0	0	0	0	0	0	0	0
58002.....	0	0	0	0	0	0	0	0
58003.....	0	0	0	0	0	0	0	0
58998. Summary of remaining write-ins for Line 58 from overflow page.....	0	0	0	0	0	0	0	0
58999. Totals (Lines 58001 thru 58003+ 58998) (Line 58 above).....	0	0	0	0	0	0	0	0

**Supplement A to Sch. T
NONE**

**Supplement A to Sch. T
NONE**

**Overflow Page
NONE**

SUPA3, SUPA4, SUPA