

QUARTERLY STATEMENT

AS OF MARCH 31, 2014

OF THE CONDITION AND AFFAIRS OF

THE STANDARD FIRE INSURANCE COMPANY

NAIC Group Code **3548** **3548** NAIC Company Code **19070** Employer's ID Number **06-6033509**
(Current Period) (Prior Period)

Organized under the Laws of Connecticut, State of Domicile or Port of Entry Connecticut,
Country of Domicile US

INCORPORATED/ORGANIZED, JULY 6, 1905 COMMENCED BUSINESS, MARCH 26, 1910

Statutory Home Office: **One Tower Square, Hartford, CT, US 06183**
Main Administrative Office: **One Tower Square, Hartford, CT, US 06183 (860) 277-0111**
Mail Address: **One Tower Square, Hartford, CT, US 06183**
Primary Location of Books and Records: **One Tower Square, Hartford, CT, US 06183 (860) 277-0111**
Internet Website Address: **www.travelers.com**
Statutory Statement Contact: **Michael J. Doody (860) 277-3966**
Annual.Statement.Contact@travelers.com (860) 277-7002
(E-Mail Address) (Fax Number)

OFFICERS


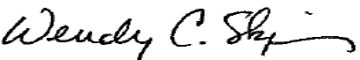
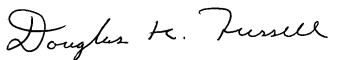
Name	Title	Name	Title
1. BRIAN WILLIAM MacLEAN	Chairman, President & Chief Executive Officer	MADELYN JOSEPH LANKTON	Executive Vice President & Chief Information Officer
2. JAY STEVEN BENET	Vice Chairman & Chief Financial Officer	MARIA OLIVO	Executive Vice President, Strategic Development & Treasurer
3. WILLIAM HERBERT HEYMAN	Vice Chairman & Chief Investment Officer	KENNETH FRANKLIN SPENCE, III	Executive Vice President & General Counsel
4. ALAN DAVID SCHNITZER	Vice Chairman & Chief Legal Officer	GREGORY CHESHIRE TOCZYDLOWSKI	Executive Vice President, Personal Insurance
5. DOREEN SPADORCIA	Vice Chairman	DOUGLAS KEITH BELL	Senior Vice President, Accounting Policy
6. ANDY FRANCIS BESSETTE	Executive Vice President & Chief Administrative Officer	DOUGLAS KENNETH RUSSELL	Senior Vice President & Corporate Controller
7. ROBERT CARL BRODY	Executive Vice President, Claim Services	SCOTT WILLIAM RYNDA	Senior Vice President, Corporate Tax
8. JOHN PATRICK CLIFFORD, JR.	Executive Vice President, Human Resources	WENDY CONSTANCE SKJERVEN	Associate Group General Counsel, Corporate & Corporate Secretary
9. WILLIAM EUGENE CUNNINGHAM, JR.	Executive Vice President, Business Insurance	SMITESH DAVÉ	Vice President & Chief Corporate Actuary
10. WILLIAM PATRICK HANNON	Executive Vice President, Enterprise Risk Management & Business Conduct Officer		

DIRECTORS

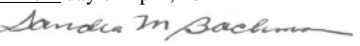
JAY STEVEN BENET BRIAN WILLIAM MacLEAN KENNETH FRANKLIN SPENCE, III
WILLIAM HERBERT HEYMAN DOREEN SPADORCIA GREGORY CHESHIRE TOCZYDLOWSKI

STATE OF CONNECTICUT }
COUNTY OF HARTFORD } ss:

The officers of this reporting entity being duly sworn, each depose and say that they are the described officers of said reporting entity, and that on the reporting period stated above, all of the herein described assets were the absolute property of the said reporting entity, free and clear from any liens or claims thereon, except as herein stated, and that this statement, together with related exhibits, schedules and explanations therein contained, annexed or referred to, is a full and true statement of all the assets and liabilities and of the condition and affairs of the said reporting entity as of the reporting period stated above, and of its income and deductions therefrom for the period ended, and have been completed in accordance with the NAIC Annual Statement Instructions and Accounting Practices and Procedures manual except to the extent that: (1) state law may differ; or, (2) that state rules or regulations require differences in reporting not related to accounting practices and procedures, according to the best of their information, knowledge and belief, respectively. Furthermore, the scope of this attestation by the described officers also includes the related corresponding electronic filing with the NAIC, when required, that is an exact copy (except for formatting differences due to electronic filing) of the enclosed statement. The electronic filing may be requested by various regulators in lieu of or in addition to the enclosed statement.

		
_____ Brian W. MacLean	_____ Wendy C. Skjerven	_____ Douglas K. Russell
_____ President	_____ Secretary	_____ Controller

Subscribed and sworn to before me this

22nd day of April, 2014


Sandra M. Bachman Notary Public
My Commission Expires September 30, 2017



a. Is this an original filing? Yes No
b. If no: 1. State the amendment number _____
2. Date filed _____
3. Number of pages attached _____

THE STANDARD FIRE INSURANCE COMPANY

ASSETS

	Current Statement Date			4 December 31 Prior Year Net Admitted Assets
	1 Assets	2 Nonadmitted Assets	3 Net Admitted Assets (Cols. 1 - 2)	
1. Bonds.....	2,282,773,657	0	2,282,773,657	2,309,574,310
2. Stocks:				
2.1 Preferred stocks.....	629,120	0	629,120	607,637
2.2 Common stocks.....	538,384,606	0	538,384,606	519,085,694
3. Mortgage loans on real estate:				
3.1 First liens.....	0	0	0	0
3.2 Other than first liens.....	0	0	0	0
4. Real estate:				
4.1 Properties occupied by the company (less \$.....0 encumbrances).....	0	0	0	0
4.2 Properties held for the production of income (less \$.....0 encumbrances).....	0	0	0	0
4.3 Properties held for sale (less \$.....0 encumbrances).....	0	0	0	0
5. Cash (\$.....100,000), cash equivalents (\$.....0) and short-term investments (\$.....63,426,989).....	63,526,989	0	63,526,989	75,131,122
6. Contract loans (including \$.....0 premium notes).....	0	0	0	0
7. Derivatives.....	0	0	0	0
8. Other invested assets.....	272,931,961	20,521,465	252,410,496	234,756,864
9. Receivables for securities.....	847	0	847	0
10. Securities lending reinvested collateral assets.....	10,752,471	0	10,752,471	3,025,028
11. Aggregate write-ins for invested assets.....	0	0	0	0
12. Subtotals, cash and invested assets (Lines 1 to 11).....	3,168,999,651	20,521,465	3,148,478,186	3,142,180,655
13. Title plants less \$.....0 charged off (for Title insurers only).....	0	0	0	0
14. Investment income due and accrued.....	24,957,575	0	24,957,575	26,925,362
15. Premiums and considerations:				
15.1 Uncollected premiums and agents' balances in the course of collection.....	61,524,637	7,560,870	53,963,767	53,720,056
15.2 Deferred premiums, agents' balances and installments booked but deferred and not yet due (including \$.....4,363,926 earned but unbilled premiums).....	203,919,305	896,658	203,022,647	193,577,206
15.3 Accrued retrospective premiums.....	4,357,947	137,762	4,220,185	4,605,388
16. Reinsurance:				
16.1 Amounts recoverable from reinsurers.....	62,806,725	0	62,806,725	58,063,988
16.2 Funds held by or deposited with reinsured companies.....	0	0	0	0
16.3 Other amounts receivable under reinsurance contracts.....	0	0	0	0
17. Amounts receivable relating to uninsured plans.....	0	0	0	0
18.1 Current federal and foreign income tax recoverable and interest thereon.....	0	0	0	0
18.2 Net deferred tax asset.....	95,479,699	37,495,471	57,984,228	58,074,758
19. Guaranty funds receivable or on deposit.....	528,919	0	528,919	674,186
20. Electronic data processing equipment and software.....	26,656,084	0	26,656,084	33,269,998
21. Furniture and equipment, including health care delivery assets (\$.....0).....	14,277	14,277	0	0
22. Net adjustment in assets and liabilities due to foreign exchange rates.....	0	0	0	0
23. Receivables from parent, subsidiaries and affiliates.....	28,294,436	0	28,294,436	21,879,595
24. Health care (\$.....0) and other amounts receivable.....	0	0	0	0
25. Aggregate write-ins for other than invested assets.....	12,030,750	698,330	11,332,420	12,322,806
26. Total assets excluding Separate Accounts, Segregated Accounts and Protected Cell Accounts (Lines 12 through 25).....	3,689,570,006	67,324,832	3,622,245,173	3,605,293,999
27. From Separate Accounts, Segregated Accounts and Protected Cell Accounts.....	0	0	0	0
28. Total (Lines 26 and 27).....	3,689,570,006	67,324,832	3,622,245,173	3,605,293,999

DETAILS OF WRITE-INS

1101.....	0	0	0	0
1102.....	0	0	0	0
1103.....	0	0	0	0
1198. Summary of remaining write-ins for Line 11 from overflow page.....	0	0	0	0
1199. Totals (Lines 1101 thru 1103 plus 1198) (Line 11 above).....	0	0	0	0
2501. Other assets tri-party/tax credit bonds.....	3,475,326	0	3,475,326	3,636,001
2502. Equities and deposits in pools and associations.....	2,766,204	0	2,766,204	2,747,218
2503. Amounts receivable under high deductible policies.....	3,030,184	303,046	2,727,138	3,661,658
2598. Summary of remaining write-ins for Line 25 from overflow page.....	2,759,037	395,284	2,363,753	2,277,929
2599. Totals (Lines 2501 thru 2503 plus 2598) (Line 25 above).....	12,030,750	698,330	11,332,420	12,322,806

LIABILITIES, SURPLUS AND OTHER FUNDS

	1 Current Statement Date	2 December 31 Prior Year
1. Losses (current accident year \$.....91,897,570).....	1,440,361,545	1,437,412,417
2. Reinsurance payable on paid losses and loss adjustment expenses.....	47,967,868	53,600,071
3. Loss adjustment expenses.....	309,246,303	316,384,099
4. Commissions payable, contingent commissions and other similar charges.....	15,096,745	29,444,558
5. Other expenses (excluding taxes, licenses and fees).....	19,447,390	30,364,092
6. Taxes, licenses and fees (excluding federal and foreign income taxes).....	17,032,660	17,411,892
7.1 Current federal and foreign income taxes (including \$.....(61,513,197) on realized capital gains (losses)).....	19,156,460	4,594,970
7.2 Net deferred tax liability.....	0	0
8. Borrowed money \$.....0 and interest thereon \$.....0.....	0	0
9. Unearned premiums (after deducting unearned premiums for ceded reinsurance of \$.....654,681,206 and including warranty reserves of \$.....0 and accrued accident and health experience rating refunds including \$.....0 for medical loss ratio rebate per the Public Health Service Act.....	437,260,562	431,608,160
10. Advance premium.....	0	0
11. Dividends declared and unpaid:		
11.1 Stockholders.....	0	0
11.2 Policyholders.....	2,269,679	2,273,840
12. Ceded reinsurance premiums payable (net of ceding commissions).....	44,613,250	24,802,484
13. Funds held by company under reinsurance treaties.....	0	0
14. Amounts withheld or retained by company for account of others.....	3,069,100	7,786,522
15. Remittances and items not allocated.....	(4,693,929)	(2,475,516)
16. Provision for reinsurance (including \$.....0 certified).....	0	0
17. Net adjustments in assets and liabilities due to foreign exchange rates.....	0	0
18. Drafts outstanding.....	0	0
19. Payable to parent, subsidiaries and affiliates.....	0	0
20. Derivatives.....	0	0
21. Payable for securities.....	6,508,750	12,000,000
22. Payable for securities lending.....	10,752,471	3,025,028
23. Liability for amounts held under uninsured plans.....	0	0
24. Capital notes \$.....0 and interest thereon \$.....0.....	0	0
25. Aggregate write-ins for liabilities.....	(926,399)	2,280,432
26. Total liabilities excluding protected cell liabilities (Lines 1 through 25).....	2,367,162,454	2,370,513,049
27. Protected cell liabilities.....	0	0
28. Total liabilities (Lines 26 and 27).....	2,367,162,454	2,370,513,049
29. Aggregate write-ins for special surplus funds.....	4,655,760	4,727,390
30. Common capital stock.....	5,000,000	5,000,000
31. Preferred capital stock.....	0	0
32. Aggregate write-ins for other than special surplus funds.....	0	0
33. Surplus notes.....	0	0
34. Gross paid in and contributed surplus.....	623,472,070	623,472,070
35. Unassigned funds (surplus).....	621,954,889	601,581,490
36. Less treasury stock, at cost:		
36.10.000 shares common (value included in Line 30 \$.....0).....	0	0
36.20.000 shares preferred (value included in Line 31 \$.....0).....	0	0
37. Surplus as regards policyholders (Lines 29 to 35, less 36).....	1,255,082,719	1,234,780,950
38. Totals (Page 2, Line 28, Col. 3).....	3,622,245,173	3,605,293,999

DETAILS OF WRITE-INS

2501. Other liabilities.....	3,746,111	7,074,342
2502. Retroactive reinsurance reserve assumed.....	108,987	108,890
2503. Retroactive reinsurance reserve ceded.....	(4,781,497)	(4,902,800)
2598. Summary of remaining write-ins for Line 25 from overflow page.....	0	0
2599. Totals (Lines 2501 thru 2503 plus 2598) (Line 25 above).....	(926,399)	2,280,432
2901. Special surplus from retroactive reinsurance.....	4,655,760	4,727,390
2902.	0	0
2903.	0	0
2998. Summary of remaining write-ins for Line 29 from overflow page.....	0	0
2999. Totals (Lines 2901 thru 2903 plus 2998) (Line 29 above).....	4,655,760	4,727,390
3201.	0	0
3202.	0	0
3203.	0	0
3298. Summary of remaining write-ins for Line 32 from overflow page.....	0	0
3299. Totals (Lines 3201 thru 3203 plus 3298) (Line 32 above).....	0	0

THE STANDARD FIRE INSURANCE COMPANY STATEMENT OF INCOME

	1 Current Year to Date	2 Prior Year to Date	3 Prior Year Ended December 31
UNDERWRITING INCOME			
1. Premiums earned:			
1.1 Direct..... (written \$..... 271,994,831).....	312,983,597	333,986,323	1,314,516,037
1.2 Assumed..... (written \$..... 296,837,437).....	288,550,940	295,743,408	1,197,960,238
1.3 Ceded..... (written \$..... 324,982,566).....	363,712,594	397,040,029	1,549,964,282
1.4 Net..... (written \$..... 243,849,702).....	237,821,943	232,689,702	962,511,992
DEDUCTIONS:			
2. Losses incurred (current accident year \$..... 121,948,278):			
2.1 Direct.....	131,004,176	519,512,984	921,304,036
2.2 Assumed.....	145,332,194	149,732,942	606,598,173
2.3 Ceded.....	159,672,956	555,979,520	1,057,384,931
2.4 Net.....	116,663,414	113,266,406	470,517,277
3. Loss adjustment expenses incurred.....	21,759,837	24,445,216	115,259,456
4. Other underwriting expenses incurred.....	68,489,651	73,070,580	294,531,160
5. Aggregate write-ins for underwriting deductions.....	0	0	0
6. Total underwriting deductions (Lines 2 through 5).....	206,912,903	210,782,202	880,307,894
7. Net income of protected cells.....	0	0	0
8. Net underwriting gain (loss) (Line 1 minus Line 6 + Line 7).....	30,909,040	21,907,500	82,204,099
INVESTMENT INCOME			
9. Net investment income earned.....	24,638,496	24,767,885	152,439,014
10. Net realized capital gains (losses) less capital gains tax of \$..... (4,748).....	250,824	(2,451,332)	(2,042,308)
11. Net investment gain (loss) (Lines 9 + 10).....	24,889,320	22,316,554	150,396,706
OTHER INCOME			
12. Net gain or (loss) from agents' or premium balances charged off (amount recovered \$..... 114,515 amount charged off \$..... 803,310).....	(688,795)	(616,137)	(2,287,253)
13. Finance and service charges not included in premiums.....	992,255	997,836	4,064,420
14. Aggregate write-ins for miscellaneous income.....	6,992,652	2,690,916	37,031,490
15. Total other income (Lines 12 through 14).....	7,296,112	3,072,615	38,808,657
16. Net income before dividends to policyholders, after capital gains tax and before all other federal and foreign income taxes (Lines 8 + 11 + 15).....	63,094,472	47,296,669	271,409,461
17. Dividends to policyholders.....	402,052	453,369	1,408,449
18. Net income after dividends to policyholders, after capital gains tax and before all other federal and foreign income taxes (Line 16 minus Line 17).....	62,692,420	46,843,300	270,001,013
19. Federal and foreign income taxes incurred.....	18,082,685	10,281,162	52,132,050
20. Net income (Line 18 minus Line 19) (to Line 22).....	44,609,735	36,562,138	217,868,963
CAPITAL AND SURPLUS ACCOUNT			
21. Surplus as regards policyholders, December 31 prior year.....	1,234,780,950	1,057,756,337	1,057,756,337
22. Net income (from Line 20).....	44,609,735	36,562,138	217,868,963
23. Net transfers (to) from Protected Cell accounts.....	0	0	0
24. Change in net unrealized capital gains or (losses) less capital gains tax of \$..... 736,247.....	32,068,208	24,070,987	45,620,568
25. Change in net unrealized foreign exchange capital gain (loss).....	0	0	0
26. Change in net deferred income tax.....	(768,126)	(3,187,577)	(4,117,988)
27. Change in nonadmitted assets.....	1,364,644	4,578,820	(1,198,418)
28. Change in provision for reinsurance.....	0	0	0
29. Change in surplus notes.....	0	0	0
30. Surplus (contributed to) withdrawn from protected cells.....	0	0	0
31. Cumulative effect of changes in accounting principles.....	0	0	0
32. Capital changes:			
32.1 Paid in.....	0	0	0
32.2 Transferred from surplus (Stock Dividend).....	0	0	0
32.3 Transferred to surplus.....	0	0	0
33. Surplus adjustments:			
33.1 Paid in.....	0	0	0
33.2 Transferred to capital (Stock Dividend).....	0	0	0
33.3 Transferred from capital.....	0	0	0
34. Net remittances from or (to) Home Office.....	0	0	0
35. Dividends to stockholders.....	(57,000,000)	(31,000,000)	(81,000,000)
36. Change in treasury stock.....	0	0	0
37. Aggregate write-ins for gains and losses in surplus.....	27,307	(261,360)	(148,511)
38. Change in surplus as regards policyholders (Lines 22 through 37).....	20,301,769	30,763,009	177,024,613
39. Surplus as regards policyholders, as of statement date (Lines 21 plus 38).....	1,255,082,719	1,088,519,345	1,234,780,950
DETAILS OF WRITE-INS			
0501.	0	0	0
0502.	0	0	0
0503.	0	0	0
0598. Summary of remaining write-ins for Line 5 from overflow page.....	0	0	0
0599. Totals (Lines 0501 thru 0503 plus 0598) (Line 5 above).....	0	0	0
1401. Profit and loss, miscellaneous.....	6,921,903	2,644,413	37,040,773
1402. Other assets tri-party/tax credit bond income.....	64,324	76,496	286,752
1403. Retroactive reinsurance gain/loss.....	33,813	(26,260)	(279,014)
1498. Summary of remaining write-ins for Line 14 from overflow page.....	(27,388)	(3,732)	(17,021)
1499. Totals (Lines 1401 thru 1403 plus 1498) (Line 14 above).....	6,992,652	2,690,916	37,031,490
3701. Prior period adjustment.....	27,307	(261,360)	(148,511)
3702.	0	0	0
3703.	0	0	0
3798. Summary of remaining write-ins for Line 37 from overflow page.....	0	0	0
3799. Totals (Lines 3701 thru 3703 plus 3798) (Line 37 above).....	27,307	(261,360)	(148,511)

THE STANDARD FIRE INSURANCE COMPANY

CASH FLOW

	1 Current Year to Date	2 Prior Year To Date	3 Prior Year Ended December 31
CASH FROM OPERATIONS			
1. Premiums collected net of reinsurance.....	253,988,269	236,945,863	958,208,538
2. Net investment income.....	29,379,736	30,030,799	166,525,374
3. Miscellaneous income.....	7,296,112	3,072,615	38,808,657
4. Total (Lines 1 through 3).....	290,664,116	270,049,277	1,163,542,569
5. Benefit and loss related payments.....	124,089,226	140,152,728	475,066,446
6. Net transfers to Separate Accounts, Segregated Accounts and Protected Cell Accounts.....	0	0	0
7. Commissions, expenses paid and aggregate write-ins for deductions.....	122,499,086	121,214,386	402,377,131
8. Dividends paid to policyholders.....	406,213	366,752	1,649,495
9. Federal and foreign income taxes paid (recovered) net of \$.....(323,142) tax on capital gains (losses).....	3,516,447	229,014	54,796,089
10. Total (Lines 5 through 9).....	250,510,972	261,962,880	933,889,161
11. Net cash from operations (Line 4 minus Line 10).....	40,153,144	8,086,398	229,653,409
CASH FROM INVESTMENTS			
12. Proceeds from investments sold, matured or repaid:			
12.1 Bonds.....	89,762,667	60,033,297	276,604,565
12.2 Stocks.....	0	17,405	32,926
12.3 Mortgage loans.....	0	0	0
12.4 Real estate.....	0	0	719,733
12.5 Other invested assets.....	1,303,608	2,677,224	8,165,765
12.6 Net gains or (losses) on cash, cash equivalents and short-term investments.....	0	0	0
12.7 Miscellaneous proceeds.....	0	0	9,458,358
12.8 Total investment proceeds (Lines 12.1 to 12.7).....	91,066,276	62,727,927	294,981,347
13. Cost of investments acquired (long-term only):			
13.1 Bonds.....	66,849,147	18,346,118	320,307,850
13.2 Stocks.....	0	0	14,775
13.3 Mortgage loans.....	0	0	0
13.4 Real estate.....	0	0	0
13.5 Other invested assets.....	4,686,322	18,699,543	42,531,265
13.6 Miscellaneous applications.....	13,219,540	1,462,301	0
13.7 Total investments acquired (Lines 13.1 to 13.6).....	84,755,010	38,507,962	362,853,889
14. Net increase or (decrease) in contract loans and premium notes.....	0	0	0
15. Net cash from investments (Line 12.8 minus Line 13.7 and Line 14).....	6,311,266	24,219,965	(67,872,543)
CASH FROM FINANCING AND MISCELLANEOUS SOURCES			
16. Cash provided (applied):			
16.1 Surplus notes, capital notes.....	0	0	0
16.2 Capital and paid in surplus, less treasury stock.....	0	0	0
16.3 Borrowed funds.....	0	0	0
16.4 Net deposits on deposit-type contracts and other insurance liabilities.....	0	0	0
16.5 Dividends to stockholders.....	57,000,000	31,000,000	81,000,000
16.6 Other cash provided (applied).....	(1,068,544)	18,186,355	(14,022,442)
17. Net cash from financing and miscellaneous sources (Lines 16.1 through 16.4 minus Line 16.5 plus Line 16.6).....	(58,068,544)	(12,813,645)	(95,022,442)
RECONCILIATION OF CASH, CASH EQUIVALENTS AND SHORT-TERM INVESTMENTS			
18. Net change in cash, cash equivalents and short-term investments (Line 11 plus Line 15 plus Line 17).....	(11,604,133)	19,492,717	66,758,424
19. Cash, cash equivalents and short-term investments:			
19.1 Beginning of year.....	75,131,122	8,372,698	8,372,698
19.2 End of period (Line 18 plus Line 19.1).....	63,526,989	27,865,415	75,131,122
Note: Supplemental disclosures of cash flow information for non-cash transactions:			
20.0001 Exchange of bonds.....	6,486,360	0	0
20.0002 Exchange of stock.....	0	0	17,178,341
20.0003 Stock distribution from limited partnership.....	0	0	14,775

NOTES TO FINANCIAL STATEMENTS**Note 1 - Summary of Significant Accounting Policies**

A. Accounting Practices:

The Standard Fire Insurance Company (the Company) prepares its statutory financial statements in conformity with accounting practices prescribed or permitted by the State of Connecticut. The State of Connecticut requires that insurance companies domiciled in Connecticut prepare their statutory basis financial statements in accordance with the National Association of Insurance Commissioners (NAIC) *Accounting Practices and Procedures Manual*, subject to any deviations prescribed or permitted by the Connecticut Insurance Commissioner. The Company has not applied for and does not believe that it employs any statutory accounting practices that would be considered a permitted practice in its financial statements.

<u>Net Income</u>	<u>State of Domicile</u>	<u>March 31, 2014</u>	<u>December 31, 2013</u>
1. The Standard Fire Insurance Company state basis	CT	\$ 44,609,735	\$ 217,868,963
2. State prescribed practices that increase/(decrease) NAIC SAP		-	-
3. State permitted practices that increase/(decrease) NAIC SAP		-	-
4. NAIC SAP (1-2-3=4)		<u>\$ 44,609,735</u>	<u>\$ 217,868,963</u>
<u>Surplus</u>			
5. The Standard Fire Insurance Company state basis	CT	\$ 1,255,082,719	\$ 1,234,780,950
6. State prescribed practices that increase/(decrease) NAIC SAP		-	-
7. State permitted practices that increase/(decrease) NAIC SAP		-	-
8. NAIC SAP (5-6-7=8)		<u>\$ 1,255,082,719</u>	<u>\$ 1,234,780,950</u>

B. Use of Estimates in the Preparation of the Financial Statements:

No significant change.

C. Accounting Policy:

No significant change.

Note 2 - Accounting Changes and Corrections of Errors

No significant change.

Note 3 - Business Combinations and Goodwill

No significant change.

Note 4 - Discontinued Operations

No significant change.

Note 5 - Investments

A. Mortgage Loans including Mezzanine Real Estate Loans:

No significant change.

B. Debt Restructuring:

No significant change.

C. Reverse Mortgages:

No significant change.

D. Loan-Backed Securities:

- The Company applies the retrospective method of revaluing loan-backed securities. The Company's loan-backed securities are revalued quarterly using the constant effective yield method which includes an adjustment for estimated principal repayments, if any. The effective yield used to determine amortization for these securities is recalculated and adjusted periodically based upon actual historical and/or projected future cash flows. The Company changes from the retrospective to prospective method for valuing the securities when an other-than-temporary impairment has been recorded.

For collateralized mortgage obligations, asset-backed securities and pass-through certificates prepayment assumptions are adjusted periodically.

When unit prices published by the Securities Valuation Office were not available, the Company uses a nationally recognized pricing service, as well as broker quotes in determining the fair value of its loan-backed securities.

- Not applicable.
- Not applicable.
- Not applicable.
- The gross unrealized investment losses and related fair value for impaired securities for which an other-than-temporary impairment has not been recognized as a realized loss were as follows:

a. The aggregate amount of unrealized losses:

1. Less than 12 Months	\$ 32
2. 12 Months or Longer	\$ 2,090

b. The aggregate related fair values of securities with unrealized losses:

1. Less than 12 Months	\$ 1,285
2. 12 Months or Longer	\$ 47,816

NOTES TO FINANCIAL STATEMENTS

5. The Company determines an other-than-temporary impairment by utilizing discounted cash flow modeling to determine the present value of the security and comparing the present value with the amortized cost of the security. If the amortized cost is greater than the present value of the expected cash flows, the difference is considered a credit loss and recognized in net realized capital gains (losses). The Company estimates the present value of the security by projecting future cash flows of the assets underlying the securitization, allocating the flows to the various tranches based on the structure of the securitization, and determining the present value of the cash flows using the effective yield of the security at the date of acquisition (or the most recent implied rate used to accrete the security if the implied rate has changed as a result of a previous impairment or changes in expected cash flows). The Company incorporates levels of delinquencies, defaults and severities as well as credit attributes of the remaining assets in the securitization, along with other economic data, to arrive at its best estimate of the parameters applied to the assets underlying the securitization.

E. Repurchase Agreements and/or Securities Lending Transactions:

No significant change.

(3)b: Not applicable.

F. Real Estate:

No significant change.

G. Investments in Low-Income Housing Tax Credits (LIHTC):

No significant change.

H. Restricted Assets:

No significant change.

I. Working Capital Finance Investments:

Not applicable.

Note 6 - Joint Ventures, Partnerships and Limited Liability Companies

No significant change.

Note 7 - Investment Income

No significant change.

Note 8 - Derivative Instruments

No significant change.

Note 9 - Income Taxes

No significant change.

Note 10 - Information Concerning Parent, Subsidiaries, Affiliates and Other Related Parties

No significant change.

Note 11 - Debt

A. No significant change.

B. Not applicable.

Note 12 - Retirement Plans, Deferred Compensation, Postemployment Benefits and Compensated Absences and Other Postretirement Benefit Plans

A. Defined Benefit Plan:

Not applicable.

B. Defined Contribution Plan:

No significant change.

C. Multiemployer Plan:

No significant change.

D. Consolidated/Holding Company Plans:

No significant change.

E. Postemployment Benefits and Compensated Absences:

No significant change.

F. Impact of Medicare Modernization Act of Postretirement Benefits:

No significant change.

NOTES TO FINANCIAL STATEMENTS

Note 13 - Capital and Surplus, Dividend Restrictions and Quasi-Reorganizations

On March 20, 2014, the Company paid ordinary dividends of \$57 million to its parent company, Travelers Insurance Group Holdings Inc.

Note 14 - Contingencies

No significant change.

Note 15 - Leases

No significant change.

Note 16 - Information About Financial Instruments With Off-Balance Sheet Risk and Financial Instruments With Concentrations of Credit Risk

No significant change.

Note 17 - Sale, Transfer and Servicing of Financial Assets and Extinguishments of Liabilities

A. Transfers of Receivables Reported as Sales:

No significant change.

B. Transfer and Servicing of Financial Assets:

No significant change.

(2)b: Not applicable.

(4)a: Not applicable.

(4)b: Not applicable.

C. Wash Sales:

Not applicable.

Note 18 - Gain or Loss to the Reporting Entity from Uninsured Plans and the Uninsured Portion of Partially Insured Plans

No significant change.

Note 19 - Direct Premium Written/Produced by Managing General Agents/Third Party Administrators

No significant change.

Note 20 – Fair Value Measurements

The Company's estimates of fair value for financial assets and financial liabilities are based on the framework established in the fair value accounting guidance. The framework is based on the inputs used in valuation, gives the highest priority to quoted prices in active markets, and requires that observable inputs be used in the valuations when available. The disclosure of fair value estimates in the fair value accounting guidance hierarchy is based on whether the significant inputs into the valuation are observable. In determining the level of the hierarchy in which the estimate is disclosed, the highest priority is given to unadjusted quoted prices in active markets and the lowest priority to unobservable inputs that reflect the Company's significant market assumptions. The level in the fair value hierarchy within which the fair value measurement is reported is based on the lowest level input that is significant to the measurement in its entirety. The three levels of the hierarchy are as follows:

- Level 1 - Unadjusted quoted market prices for identical assets or liabilities in active markets that the Company has the ability to access.
- Level 2 - Quoted prices for similar assets or liabilities in active markets; quoted prices for identical or similar assets or liabilities in inactive markets; or valuations based on models where the significant inputs are observable (e.g., interest rates, yield curves, prepayment speeds, default rates, loss severities, etc.) or can be corroborated by observable market data.
- Level 3 - Valuations based on models where significant inputs are not observable. The unobservable inputs reflect the Company's own assumptions about the inputs that market participants would use.

A. (1) Securities measured and reported at fair value as of March 31, 2014:

<u>Description</u>	<u>Level 1</u>	<u>Level 2</u>	<u>Level 3</u>	<u>Total</u>
Bonds				
Industrial and miscellaneous	\$ -	\$ 273,000	\$ 47,012,045	\$ 47,285,045
Preferred stock				
Non-redeemable preferred stock	-	629,120	-	629,120
Common stock	6,666	-	-	6,666
Total securities at fair value	\$ 6,666	\$ 902,120	\$ 47,012,045	\$ 47,920,831

There were no significant transfers from level 1 to level 2 during the quarter.

(2) Securities measured and reported at fair value using significant unobservable inputs (Level 3):

<u>Description</u>	<u>Beginning Balance at 1/1/2014</u>	<u>Transfer into Level 3</u>	<u>Transfer out of Level 3</u>	<u>Total gains & (losses) included in Net Income</u>	<u>Total gains & (losses) included in Surplus</u>	<u>Purchases</u>	<u>Issuances</u>	<u>Sales</u>	<u>Settlements</u>	<u>Ending Balance at 3/31/2014</u>
Bonds	\$ 24,130,957	\$ 14,389,055	\$ -	\$ (1,073)	\$ (991,052)	\$ 7,472,487	\$ 3,988,750	\$ -	\$ (1,977,079)	\$ 47,012,045

NOTES TO FINANCIAL STATEMENTS

- (3) The Company holds NAIC designation 3 – 6 securities at the lower of cost or market as defined in SSAP No. 26, *Bonds, excluding Loan-backed and Structured Securities*. Market fluctuations cause securities to change from being held at cost to fair value or vice versa. These changes result in a transfer in or out of level 3.

The Company transfers securities out of level 3 when it is able to obtain market observable data. The Company recognizes these transfers at the end of the period.

- (4) Bonds and preferred stock were carried at fair value in accordance with NAIC guidelines. These securities were generally priced by the SVO or by a third party organization.

The Company holds common stock where fair value is based upon market quotations. Accordingly, the fair value for such common stock is included in the amount disclosed in level 1 of the hierarchy. The market quotations for these securities were provided by the SVO or a third party organization.

- (5) Not applicable.

B. Not applicable.

- C. The following table provides the aggregate fair value and reported aggregate admitted asset value by type of financial instrument; and the hierarchy level in which the fair values fall.

(At March 31, 2014) Description	Aggregate Fair Value	Admitted Assets	Level 1	Level 2	Level 3	Not Practicable (Carrying Value)
Short term bonds	\$ 63,426,989	\$ 63,426,989	\$ 23,718,973	\$ 39,708,016	\$ -	\$ -
Long term bonds	2,372,453,722	2,282,773,657	75,355,720	2,218,086,319	79,011,683	-
Preferred stock	629,120	629,120	-	629,120	-	-
Common stock	6,666	6,666	6,666	-	-	-

(At December 31, 2013) Description	Aggregate Fair Value	Admitted Assets	Level 1	Level 2	Level 3	Not Practicable (Carrying Value)
Short term bonds	\$ 64,531,122	\$ 64,531,122	\$ 28,252,140	\$ 36,278,982	\$ -	\$ -
Cash equivalents	10,500,000	10,500,000	-	10,500,000	-	-
Long term bonds	2,382,730,129	2,309,574,310	75,283,520	2,233,748,675	73,697,934	-
Preferred stock	607,637	607,637	-	607,637	-	-
Common stock	5,280	5,280	5,280	-	-	-

D. Not applicable.

Note 21 – Other Items

A. Extraordinary Items:

No significant change.

B. Troubled Debt Restructuring:

No significant change.

C. Other Disclosures and Unusual Items:

No significant change.

D. Business Interruption Insurance Recoveries:

No significant change.

E. State Transferable and Non-transferable Tax Credits:

No significant change.

F. Subprime Mortgage-Related Risk Exposure:

No significant change.

G. Offsetting and Netting of Assets and Liabilities:

Not applicable.

H. Joint and Several Liabilities:

No significant change.

I. Risk Sharing Provisions of the Affordable Care Act:

Not applicable.

Note 22 – Events Subsequent

No significant change.

Note 23 - Reinsurance

No significant change.

Note 24 – Retrospectively Rated Contracts & Contracts Subject to Redetermination

No significant change.

NOTES TO FINANCIAL STATEMENTS

Note 25 – Change in Incurred Losses and Loss Adjustment Expenses

During the period from January 1, 2014 to March 31, 2014, the prior year-end total loss and loss adjustment expense reserves developed favorably by \$12,566,000, resulting from better than expected loss and DCC development primarily in the homeowners, special property, and other liability – occurrence lines, and from lower estimates for adjusting and other expenses, partially offset by loss and DCC deterioration primarily in the commercial multi-peril line.

The improvement in the homeowners line was driven primarily by better than expected development for non-catastrophe weather-related claims for accident year 2013 and for catastrophe claims for accident years 2011 through 2013. The improvement in the special property line was driven primarily by better than expected development for catastrophe and non-catastrophe claims for accident years 2010 through 2013. The improvement in the other liability – occurrence line was concentrated in the excess coverages for accident years 2011 and prior, and reflected more favorable legal and judicial environments than what the Company previously expected. Lastly, the improvement in adjusting and other expense reserves was driven by improvement in the underlying loss and DCC reserves and by the allocation of adjusting and other expense reserves by year as disclosed in the Schedule P Interrogatories of the Company.

The deterioration in the commercial multi-peril line was driven primarily by worse than expected development for the liability coverages for accident years 2010 through 2013.

The remaining changes are generally the result of ongoing analyses of recent loss data and trends. A portion of the change from prior year effects relates to retrospectively rated policies which are subject to premium adjustments.

Note 26 – Intercompany Pooling Arrangements

No significant change.

Note 27 – Structured Settlements

No significant change.

Note 28 – Health Care Receivables

No significant change.

Note 29 – Participating Policies

No significant change.

Note 30 – Premium Deficiency Reserves

No significant change.

Note 31 – High Deductibles

No significant change.

Note 32 – Discounting of Liabilities for Unpaid Losses or Unpaid Loss Adjustment Expenses

No significant change.

Note 33 – Asbestos/Environmental Reserves

No significant change.

Note 34 – Subscriber Savings Accounts

No significant change.

Note 35 – Multiple Peril Crop Insurance

No significant change.

Note 36 - Financial Guaranty Insurance

A. No significant change.

B. Not applicable.

GENERAL INTERROGATORIES

PART 1 - COMMON INTERROGATORIES - GENERAL

- 1.1 Did the reporting entity experience any material transactions requiring the filing of Disclosure of Material Transactions with the State of Domicile, as required by the Model Act? Yes [] No [X]
- 1.2 If yes, has the report been filed with the domiciliary state? Yes [] No []
- 2.1 Has any change been made during the year of this statement in the charter, by-laws, articles of incorporation, or deed of settlement of the reporting entity? Yes [] No [X]
- 2.2 If yes, date of change:
- 3.1 Is the reporting entity a member of an Insurance Holding Company System consisting of two or more affiliated persons, one or more of which is an insurer? Yes [X] No []
If yes, complete Schedule Y, Parts 1 and 1A.
- 3.2 Have there been any substantial changes in the organizational chart since the prior quarter end? Yes [] No [X]
- 3.3 If the response to 3.2 is yes, provide a brief description of those changes.

- 4.1 Has the reporting entity been a party to a merger or consolidation during the period covered by this statement? Yes [] No [X]
- 4.2 If yes, provide name of entity, NAIC Company Code, and state of domicile (use two letter state abbreviation) for any entity that has ceased to exist as a result of the merger or consolidation.

1 Name of Entity	2 NAIC Company Code	3 State of Domicile

- 5. If the reporting entity is subject to a management agreement, including third-party administrator(s), managing general agent(s), attorney-in-fact, or similar agreement, have there been any significant changes regarding the terms of the agreement or principals involved? Yes [] No [] N/A [X]
If yes, attach an explanation.

- 6.1 State as of what date the latest financial examination of the reporting entity was made or is being made.12/31/2009.....
- 6.2 State the as of date that the latest financial examination report became available from either the state of domicile or the reporting entity. This date should be the date of the examined balance sheet and not the date the report was completed or released.12/31/2009.....
- 6.3 State as of what date the latest financial examination report became available to other states or the public from either the state of domicile or the reporting entity. This is the release date or completion date of the examination report and not the date of the examination (balance sheet date).3/14/2011.....

- 6.4 By what department or departments?
Connecticut

- 6.5 Have all financial statement adjustments within the latest financial examination report been accounted for in a subsequent financial statement filed with Departments? Yes [] No [] N/A [X]
- 6.6 Have all of the recommendations within the latest financial examination report been complied with? Yes [X] No [] N/A []
- 7.1 Has this reporting entity had any Certificates of Authority, licenses or registrations (including corporate registration, if applicable) suspended or revoked by any governmental entity during the reporting period? Yes [] No [X]
- 7.2 If yes, give full information:

- 8.1 Is the company a subsidiary of a bank holding company regulated by the Federal Reserve Board? Yes [] No [X]
- 8.2 If response to 8.1 is yes, please identify the name of the bank holding company.

- 8.3 Is the company affiliated with one or more banks, thrifts or securities firms? Yes [] No [X]
- 8.4 If the response to 8.3 is yes, please provide below the names and location (city and state of the main office) of any affiliates regulated by a federal regulatory services agency [i.e. the Federal Reserve Board (FRB), the Office of the Comptroller of the Currency (OCC), the Federal Deposit Insurance Corporation (FDIC) and the Securities Exchange Commission (SEC)] and identify the affiliate's primary federal regulator].

1 Affiliate Name	2 Location (City, State)	3 FRB	4 OCC	5 FDIC	6 SEC

- 9.1 Are the senior officers (principal executive officer, principal financial officer, principal accounting officer or controller, or persons performing similar functions) of the reporting entity subject to a code of ethics, which includes the following standards? Yes [X] No []
 - (a) Honest and ethical conduct, including the ethical handling of actual or apparent conflicts of interest between personal and professional relationships;
 - (b) Full, fair, accurate, timely and understandable disclosure in the periodic reports required to be filed by the reporting entity;
 - (c) Compliance with applicable governmental laws, rules and regulations;
 - (d) The prompt internal reporting of violations to an appropriate person or persons identified in the code; and
 - (e) Accountability for adherence to the code.

- 9.11 If the response to 9.1 is No, please explain:

- 9.2 Has the code of ethics for senior managers been amended? Yes [] No [X]
- 9.21 If the response to 9.2 is Yes, provide information related to amendment(s).

- 9.3 Have any provisions of the code of ethics been waived for any of the specified officers? Yes [] No [X]

GENERAL INTERROGATORIES

PART 1 - COMMON INTERROGATORIES - GENERAL

9.31 If the response to 9.3 is Yes, provide the nature of any waiver(s).

PART 1 - FINANCIAL

10.1 Does the reporting entity report any amounts due from parent, subsidiaries or affiliates on Page 2 of this statement? Yes [X] No []

10.2 If yes, indicate any amounts receivable from parent included in the Page 2 amount: \$.....0

PART 1 - INVESTMENT

11.1 Were any of the stocks, bonds, or other assets of the reporting entity loaned, placed under option agreement, or otherwise made available for use by another person? (Exclude securities under securities lending agreements.) Yes [] No [X]

11.2 If yes, give full and complete information relating thereto:

12. Amount of real estate and mortgages held in other invested assets in Schedule BA: \$.....28,894,688

13. Amount of real estate and mortgages held in short-term investments: \$.....0

14.1 Does the reporting entity have any investments in parent, subsidiaries and affiliates? Yes [X] No []

14.2 If yes, please complete the following:

	1 Prior Year-End Book/Adjusted Carrying Value	2 Current Quarter Book/Adjusted Carrying Value
14.21 Bonds.....	\$0	\$0
14.22 Preferred Stock.....	\$0	\$0
14.23 Common Stock.....	\$519,080,414	\$538,377,940
14.24 Short-Term Investments.....	\$0	\$0
14.25 Mortgage Loans on Real Estate.....	\$0	\$0
14.26 All Other.....	\$28,974,492	\$29,869,946
14.27 Total Investment in Parent, Subsidiaries and Affiliates (Subtotal Lines 14.21 to 14.26).....	\$548,054,906	\$568,247,886
14.28 Total Investment in Parent included in Lines 14.21 to 14.26 above.....	\$0	\$0

15.1 Has the reporting entity entered into any hedging transactions reported on Schedule DB? Yes [] No [X]

15.2 If yes, has a comprehensive description of the hedging program been made available to the domiciliary state? If no, attach a description with this statement. Yes [] No []

16. For the reporting entity's security lending program, state the amount of the following as of current statement date:

- 16.1 Total fair value of reinvested collateral assets reported on Schedule DL, Parts 1 and 2: \$.....10,752,471
- 16.2 Total book adjusted/carrying value of reinvested collateral assets reported on Schedule DL, Parts 1 and 2: \$.....10,752,471
- 16.3 Total payable for securities lending reported on the liability page: \$.....10,752,471

17. Excluding items in Schedule E-Part 3-Special Deposits, real estate, mortgage loans and investments held physically in the reporting entity's offices, vaults or safety deposit boxes, were all stocks, bonds and other securities, owned throughout the current year held pursuant to a custodial agreement with a qualified bank or trust company in accordance with Section 1, III - General Examination Considerations, F. Outsourcing of Critical Functions, Custodial or Safekeeping Agreements of the NAIC Financial Condition Examiners Handbook? Yes [X] No []

17.1 For all agreements that comply with the requirements of the NAIC Financial Condition Examiners Handbook, complete the following:

1 Name of Custodian(s)	2 Custodian Address
JPMorgan Chase	270 Park Avenue, New York, NY 10017-2070

17.2 For all agreements that do not comply with the requirements of the NAIC Financial Condition Examiners Handbook, provide the name, location and a complete explanation.

1 Name(s)	2 Location(s)	3 Complete Explanation(s)
N/A		

17.3 Have there been any changes, including name changes, in the custodian(s) identified in 17.1 during the current quarter? Yes [] No [X]

17.4 If yes, give full and complete information relating thereto:

1 Old Custodian	2 New Custodian	3 Date of Change	4 Reason

17.5 Identify all investment advisors, broker/dealers or individuals acting on behalf of broker/dealers that have access to the investment accounts, handle securities and have authority to make investments on behalf of the reporting entity:

1 Central Registration Depository	2 Name(s)	3 Address
N/A		

PART 1 - INVESTMENT

18.1 Have all the filing requirements of the Purposes and Procedures Manual of the NAIC Securities Valuation Office been followed?

Yes [] No []

18.2 If no, list exceptions:

THE STANDARD FIRE INSURANCE COMPANY
GENERAL INTERROGATORIES (continued)

PART 2

PROPERTY & CASUALTY INTERROGATORIES

1. If the reporting entity is a member of a pooling arrangement, did the agreement or the reporting entity's participation change? Yes [] No [X] N/A []
 If yes, attach an explanation.

2. Has the reporting entity reinsured any risk with any other reporting entity and agreed to release such entity from liability, in whole or in part, from any loss that may occur on the risk, or portion thereof, reinsured? Yes [] No [X]
 If yes, attach an explanation.

3.1 Have any of the reporting entity's primary reinsurance contracts been canceled? Yes [] No [X]

3.2 If yes, give full and complete information thereto:

4.1 Are any of the liabilities for unpaid losses and loss adjustment expenses other than certain workers' compensation tabular reserves (see Annual Statement Instructions pertaining to disclosure of discounting for definition of "tabular reserves,") discounted at a rate of interest greater than zero? Yes [X] No []

4.2 If yes, complete the following schedule:

1 Line of Business	2 Maximum Interest	3 Disc. Rate	Total Discount				Discount Taken During Period			
			4 Unpaid Losses	5 Unpaid LAE	6 IBNR	7 Total	8 Unpaid Losses	9 Unpaid LAE	10 IBNR	11 Total
Other liability-occurrence0.0005.000 %007,778,3077,778,3070043,02843,028
TotalXXX..XXX.....007,778,3077,778,3070043,02843,028

5. Operating Percentages:

5.1 A&H loss percent 0.0 %
 5.2 A&H cost containment percent 0.0 %
 5.3 A&H expense percent excluding cost containment expenses 0.0 %

6.1 Do you act as a custodian for health savings accounts? Yes [] No [X]

6.2 If yes, please provide the amount of custodial funds held as of the reporting date. 0

6.3 Do you act as an administrator for health savings accounts? Yes [] No [X]

6.4 If yes, please provide the amount of funds administered as of the reporting date. 0

SCHEDULE F - CEDED REINSURANCE

Showing All New Reinsurers - Current Year to Date

1 NAIC Company Code	2 ID Number	3 Name of Reinsurer	4 Domiciliary Jurisdiction	5 Type of Reinsurer	6 Certified Reinsurer Rating (1 through 6)	7 Effective Date of Certified Reinsurer Rating
------------------------------	-------------------	------------------------	----------------------------------	---------------------------	---	---

NONE

SCHEDULE T - EXHIBIT OF PREMIUMS WRITTEN

Current Year to Date - Allocated by States and Territories

States, Etc.	1 Active Status	Direct Premiums Written		Direct Losses Paid (Deducting Salvage)		Direct Losses Unpaid	
		2 Current Year to Date	3 Prior Year to Date	4 Current Year to Date	5 Prior Year to Date	6 Current Year to Date	7 Prior Year to Date
1. Alabama.....	AL.....L.....	4,842,304	4,476,533	1,230,269	1,970,232	10,954,214	11,547,961
2. Alaska.....	AK.....L.....	1,278	16,612	57,612	4,380	447,635	468,109
3. Arizona.....	AZ.....L.....	2,745,997	3,547,509	958,071	1,627,885	13,451,296	14,688,462
4. Arkansas.....	AR.....L.....	1,381,251	1,700,674	426,595	885,904	8,058,882	8,350,289
5. California.....	CA.....L.....	42,283,340	48,710,304	24,811,211	34,167,265	104,304,446	108,211,534
6. Colorado.....	CO.....L.....	10,771,839	6,719,764	3,570,165	3,544,016	10,402,148	10,851,729
7. Connecticut.....	CT.....L.....	21,498,639	15,450,175	7,233,883	38,250,459	56,309,475	75,957,781
8. Delaware.....	DE.....L.....	1,657,378	1,612,247	562,084	911,078	5,540,133	5,839,923
9. District of Columbia.....	DC.....L.....	4,435,265	4,496,015	1,826,295	2,005,324	8,138,479	9,794,383
10. Florida.....	FL.....L.....	84,963	6,110,743	959,795	1,755,346	25,305,378	25,458,754
11. Georgia.....	GA.....L.....	4,837,879	6,162,906	1,994,864	2,873,182	12,613,135	13,485,068
12. Hawaii.....	HI.....L.....	1,495	60,785	30,734	26,655	1,768,231	1,944,081
13. Idaho.....	ID.....L.....	872,089	197,192	40,990	217,124	296,544	470,349
14. Illinois.....	IL.....L.....	8,641,260	5,347,498	2,710,372	1,490,130	20,886,230	20,865,425
15. Indiana.....	IN.....L.....	5,384,606	3,449,558	2,966,926	1,548,107	9,046,769	8,892,263
16. Iowa.....	IA.....L.....	2,222,246	1,084,503	410,088	235,394	3,038,972	3,232,021
17. Kansas.....	KS.....L.....	1,075,031	1,415,572	679,659	785,482	7,193,398	8,443,730
18. Kentucky.....	KY.....L.....	2,877,295	3,820,693	1,371,439	889,293	7,666,250	7,187,332
19. Louisiana.....	LA.....L.....	6,334,942	6,946,869	1,269,408	4,570,611	11,320,703	50,898,284
20. Maine.....	ME.....L.....	1,447,634	1,628,520	628,686	649,710	13,077,877	13,767,568
21. Maryland.....	MD.....L.....	27,576,605	29,094,692	14,711,363	14,234,046	41,677,677	51,988,709
22. Massachusetts.....	MA.....L.....	8,184,945	13,012,814	3,466,490	4,731,809	10,747,189	13,648,978
23. Michigan.....	MI.....L.....	1,247,128	1,637,333	980,234	1,391,817	52,606,102	53,875,087
24. Minnesota.....	MN.....L.....	5,231,619	2,714,106	1,539,598	2,245,167	24,845,871	28,158,140
25. Mississippi.....	MS.....L.....	729,471	1,126,273	461,552	560,017	4,528,208	4,835,411
26. Missouri.....	MO.....L.....	10,966,916	6,989,365	3,198,610	2,200,174	13,898,522	16,028,200
27. Montana.....	MT.....L.....	194,549	325,747	144,020	85,303	1,957,630	2,252,757
28. Nebraska.....	NE.....L.....	1,497,549	811,150	365,425	151,060	1,899,081	1,704,459
29. Nevada.....	NV.....L.....	2,877,107	472,094	311,383	81,413	1,246,489	775,468
30. New Hampshire.....	NH.....L.....	930,903	1,077,553	248,956	829,701	1,620,390	2,139,480
31. New Jersey.....	NJ.....L.....	758,350	4,054,997	3,913,136	148,440,123	26,077,029	83,228,136
32. New Mexico.....	NM.....L.....	2,464,820	2,421,431	770,338	706,176	12,172,108	13,192,500
33. New York.....	NY.....L.....	3,278,925	13,806,940	15,040,444	567,751,728	47,677,887	286,920,198
34. North Carolina.....	NC.....L.....	18,523,053	19,920,089	9,324,078	12,245,076	42,015,473	44,294,427
35. North Dakota.....	ND.....L.....	19,690	29,128	0	39,490	277,200	405,730
36. Ohio.....	OH.....L.....	9,593,674	5,738,958	3,177,600	2,008,159	7,010,101	7,994,511
37. Oklahoma.....	OK.....L.....	4,801,000	4,191,235	1,899,500	1,731,384	22,674,250	23,975,287
38. Oregon.....	OR.....L.....	993,382	485,036	221,233	287,869	6,873,546	7,155,031
39. Pennsylvania.....	PA.....L.....	6,923,529	9,094,867	3,766,050	3,362,103	37,723,246	37,980,619
40. Rhode Island.....	RI.....L.....	1,196,337	2,140,631	318,524	5,474,064	3,514,401	9,298,923
41. South Carolina.....	SC.....L.....	7,819,979	10,966,650	8,401,548	5,111,541	17,074,250	17,828,916
42. South Dakota.....	SD.....L.....	102,426	230,348	20,135	25,556	962,974	890,212
43. Tennessee.....	TN.....L.....	7,732,899	9,426,935	4,116,805	6,260,767	9,251,101	11,715,778
44. Texas.....	TX.....L.....	4,525,692	9,233,074	4,554,091	3,260,977	55,104,451	54,399,795
45. Utah.....	UT.....L.....	2,377,955	1,108,402	630,938	715,668	5,432,392	6,016,769
46. Vermont.....	VT.....L.....	1,770,606	1,026,690	933,002	200,319	2,907,318	2,483,260
47. Virginia.....	VA.....L.....	11,351,749	12,364,187	3,827,475	4,798,183	16,763,610	19,099,581
48. Washington.....	WA.....L.....	1,244,943	1,750,678	940,799	666,118	2,632,780	2,623,575
49. West Virginia.....	WV.....L.....	612,190	1,553,538	382,835	131,799	3,131,308	2,329,219
50. Wisconsin.....	WI.....L.....	3,028,537	1,865,648	1,191,564	533,817	7,862,358	8,899,492
51. Wyoming.....	WY.....L.....	42,076	72,626	13,484	3,011	143,038	163,986
52. American Samoa.....	AS.....N.....	0	0	0	0	0	0
53. Guam.....	GU.....N.....	0	0	0	0	0	0
54. Puerto Rico.....	PR.....L.....	0	0	0	0	0	0
55. US Virgin Islands.....	VI.....L.....	(502)	44,092	0	0	0	0
56. Northern Mariana Islands.....	MP.....N.....	0	0	0	0	0	0
57. Canada.....	CAN.....N.....	0	0	0	0	0	0
58. Aggregate Other Alien.....	OT.....XXX.....	0	0	0	0	0	0
59. Totals.....	(a).....53.....	271,994,831	291,741,978	142,610,355	888,672,010	812,128,172	1,216,657,682

DETAILS OF WRITE-INS

58001.....	XXX.....	0	0	0	0	0	0
58002.....	XXX.....	0	0	0	0	0	0
58003.....	XXX.....	0	0	0	0	0	0
58998. Summary of remaining write-ins for Line 58 from overflow page....	XXX.....	0	0	0	0	0	0
58999. Totals (Lines 58001 thru 58003+ Line 58998) (Line 58 above).....	XXX.....	0	0	0	0	0	0

(L) - Licensed or Chartered - Licensed Insurance Carrier or Domiciled RRG; (R) - Registered - Non-domiciled RRGs; (Q) - Qualified - Qualified or Accredited Reinsurer;

(E) - Eligible - Reporting Entities eligible or approved to write Surplus Lines in the state; (N) - None of the above - Not allowed to write business in the state.

(a) Insert the number of L responses except for Canada and Other Alien.

SCHEDULE Y - INFORMATION CONCERNING ACTIVITIES OF INSURER MEMBERS OF A HOLDING COMPANY GROUP

PART 1 - ORGANIZATIONAL CHART

The Travelers Companies, Inc.	Minnesota	41-0518860 Fidelity English Turn Club General Partnership (1%)	Maryland	59-2709441
... St. Paul Fire and Marine Insurance Company (24767) *	Connecticut	41-0406690 8527512 Canada Inc. (22.48%)	Canada	
... .. St. Paul Mercury Insurance Company (24791) *	Connecticut	41-0881659 The Dominion of Canada General Insurance Company *	Canada	
... .. St. Paul Guardian Insurance Company (24775) *	Connecticut	41-0963301 Fog City Fund, LLC (99%)	Minnesota	41-1985480
... .. St. Paul Fire and Casualty Insurance Company (40967) *	Wisconsin	41-1419276 Symmetry Growth Capital II, LLC	Minnesota	76-0753165
... .. St. Paul Surplus Lines Insurance Company (30481) *	Delaware	41-1230819 Upper Lake Growth Capital, LLC (99.1%)	Minnesota	41-1927945
... .. The Travelers Casualty Company (41769) *	Connecticut	41-1435765 Vesbridge Partners, LP (88.4%)	Minnesota	20-1222630
... .. Travelers Constitution State Insurance Company (41750) *	Connecticut	41-1435766 Windamere II, LLC (98.9%)	Minnesota	41-1963936
... .. Northbrook Holdings, Inc.	Delaware	51-0375653 Windamere III, LLC (99%)	Minnesota	41-2007089
... .. Discover Property & Casualty Insurance Company (36463) *	Connecticut	36-2999370 Windamere, LLC (90.2%)	Minnesota	41-1926305
... .. St. Paul Protective Insurance Company (19224) *	Connecticut	36-2542404	... Camperdown Corporation	Delaware	41-1762781
... .. Discover Specialty Insurance Company (10213) *	Connecticut	52-1925132	... SPC Insurance Agency, Inc.	Minnesota	41-1888760
... .. United States Fidelity and Guaranty Company (25887) *	Connecticut	52-0515280	... Aprilgrange Limited	United Kingdom	
... .. Fidelity and Guaranty Insurance Underwriters, Inc. (25879) *	Wisconsin	52-0616768	... F&G U.K. Underwriters Limited	United Kingdom	
... .. Fidelity and Guaranty Insurance Company (35386) *	Iowa	42-1091525	... Travelers Underwriting Agency Limited	United Kingdom	
... .. Laurel Village Fidelity Realty, Inc.	Maryland	52-1551225	... Travelers Syndicate Management Limited	United Kingdom	
... .. Laurel Village Joint Venture Partnership (50%)	Minnesota	41-1616702 Travelers Asia Pte. Ltd.	Singapore	
... .. Laurel Village I Limited Partnership (99%)	Minnesota	41-1542260	... St. Paul Surety Europe Limited	United Kingdom	
... .. Laurel Village II Limited Partnership (99%)	Minnesota	41-1542261	... Travelers Corporate Trustee Ltd.	United Kingdom	
... .. Laurel Village III Limited Partnership (99%)	Minnesota	41-1542263	... Travelers London Limited	United Kingdom	
... .. Laurel Village IV Limited Partnership (99%)	Minnesota	41-1542264	... St. Paul London Properties, Inc.	Minnesota	41-1880024
... .. Laurel Village Tower A Limited Partnership (99%)	Minnesota	41-1542266	... TCI Global Services, Inc.	Delaware	52-1965525
... .. Laurel Village Tower B Limited Partnership (99%)	Minnesota	41-1593312	... Travelers Management Limited	United Kingdom	
... .. Laurel Village Tower C Limited Partnership (99%)	Minnesota	41-1542267	... Travelers Insurance Company Limited *	United Kingdom	AA-1121375
... .. Laurel Village Swinford Limited Partnership (99%)	Minnesota	41-1542255 Travelers Professional Risks Limited	United Kingdom	
... .. USF&G Retail Associates GP, Inc.	Maryland	52-1704255	... Travelers Property Casualty Corp.	Connecticut	06-1008174
... .. USF&G/Fidelity Retail Associates Limited Partnership (1%)	Maryland	52-1704256 Constitution Plaza, Inc.	Connecticut	06-0566030
... .. USF&G/Fidelity Retail Associates Limited Partnership (83.95%)	Maryland	52-1704256 Travelers Insurance Group Holdings Inc.	Delaware	06-1445591
... .. BMR Sports Properties, Inc.	Maryland	52-1852190 The Standard Fire Insurance Company (19070) *	Connecticut	06-6033509
... .. Black Mountain Ranch Limited Partnership (1%)	Maryland	52-1573778 Standard Fire Properties, LLC	Delaware	06-6033509
... .. Black Mountain Ranch Limited Partnership (85%)	Maryland	52-1573778 Bayhill Restaurant II Associates (50%)	California	94-3097171
... .. MMI Capital Trust I	Delaware	52-2073764 Standard Fire UK Investments, LLC	Delaware	06-6033509
... .. Promenade Partners, LLC	Delaware	41-0406690 The Automobile Insurance Company of Hartford, Connecticut (19062) *	Connecticut	06-0848755
... .. USF&G Capital I	Delaware	52-1953822 Auto Hartford Investments, LLC	Delaware	06-0848755
... .. USF&G Capital III	Delaware	52-2044075 Travelers Personal Security Insurance Company (36145) *	Connecticut	06-1286264
... .. 350 Market Street, LLC	Delaware	41-0406690 Travelers Property Casualty Insurance Company (36161) *	Connecticut	06-1286274
... .. Travelers Special Services Limited	United Kingdom	 Travelers Personal Insurance Company (38130) *	Connecticut	36-3703200
... .. Yonkers Financing Corp.	Delaware	20-3033027 Travelers Texas MGA, Inc.	Texas	27-4469564
... .. Castle Pines Fidelity Realty, Inc.	Maryland	52-1735211 Oregon Evergreen Investor I, LLC	Delaware	06-6033509
... .. Castle Pines Fidelity Associates Limited Partnership (1%)	Maryland	52-1735213 Lone Rock Timber Investments I, LLC (75%)	Delaware	61-1639956
... .. Fidelity Castle Pines Limited Partnership (50%)	Maryland	52-1631820 Travelers (Bermuda) Limited *	Bermuda	98-0190863
... .. Castle Pines Fidelity Associates Limited Partnership (99%)	Maryland	52-1735213 Travelers Lloyds Management Company	Texas	20-4312440
... .. English Turn Fidelity Realty, Inc.	Maryland	52-1466734 TPC Investments Inc.	Connecticut	06-1534005
... .. English Turn Limited Partnership (99%)	Maryland	59-2635727 Travelers Casualty and Surety Company (19038) *	Connecticut	06-6033504
... .. Fidelity English Turn Club General Partnership (99%)	Maryland	59-2709441 Farmington Casualty Company (41483) *	Connecticut	06-1067463
... .. English Turn Limited Partnership (1%)	Maryland	59-2635727 8527512 Canada Inc. (77.52%)	Canada	
... .. English Turn Realty Management, Inc.	Maryland	52-1715225 The Dominion of Canada General Insurance Company *	Canada	

Notes:

* Denotes affiliated insurer

Unless otherwise stated, subsidiaries listed above are 100% owned by respective parent

**SCHEDULE Y - INFORMATION CONCERNING ACTIVITIES OF INSURER MEMBERS OF A HOLDING COMPANY GROUP
PART 1 - ORGANIZATIONAL CHART**

... .. Travelers Insurance Company of Canada *	Canada	 TravCo Insurance Company (28188) *	Connecticut	35-1838077
... .. Travelers Casualty and Surety Company of America (31194) *	Connecticut	06-0907370 TINDY Foreign, Inc	Delaware	20-4403403
... .. Travelers Brazil Holding, LLC	Delaware	06-0907370 Travelers Commercial Casualty Company (40282) *	Connecticut	95-3634110
... .. Travelers Brazil Acquisition LLC	Delaware	06-0907370 Travelers Distribution Alliance, Inc.	Delaware	62-1657094
... .. J. Malucelli Participações em Seguros e Resseguros S.A. ("Holdco") (49.5%)	Brazil	 Travelers TLD, LLC	Delaware	06-0566050
... .. J. Malucelli Resseguradora S.A. *	Brazil	 Tiercel, LLC	Delaware	06-0566050
... .. J. Malucelli Controle de Riscos Ltda. (0.01%)	Brazil	 Redstart, LLC	Delaware	06-0566050
... .. J. Malucelli Seguradora S.A. *	Brazil	 The Travelers Home and Marine Insurance Company (27998) *	Connecticut	35-1838079
... .. J. Malucelli Controle de Riscos Ltda. (99.99%)	Brazil	 The Travelers Lloyds Insurance Company (41262) *	Texas	76-0002592
... .. J. Malucelli Seguros S.A. *	Brazil	 Travelers Marine, LLC	Delaware	06-0566050
... .. Travelers Casualty Insurance Company of America (19046) *	Connecticut	06-0876835			
... .. Travelers Casualty Company of Connecticut (36170) *	Connecticut	06-1286266			
... .. Travelers Casualty UK Investments LLC	Delaware	06-6033504			
... .. Travelers Commercial Insurance Company (36137) *	Connecticut	06-1286268			
... .. Travelers Excess and Surplus Lines Company (29696) *	Connecticut	06-1203698			
... .. Travelers Lloyds of Texas Insurance Company (41564) *	Texas	75-1732040			
... .. Travelers MGA, Inc.	Texas	75-2676034			
... .. The Travelers Indemnity Company (25658) *	Connecticut	06-0566050			
... .. Arch Street North LLC	Delaware	06-0566050			
... .. The Charter Oak Fire Insurance Company (25615) *	Connecticut	06-0291290			
... .. Travelers Real Estate, LLC	Delaware	06-0566050			
... .. First Floridian Auto and Home Insurance Company (10647) *	Florida	59-3372141			
... .. Gulf Underwriters Insurance Company (42811) *	Connecticut	56-1371361			
... .. Select Insurance Company (22233) *	Texas	75-6013697			
... .. Travelers Casualty and Surety Company of Europe, Limited *	United Kingdom				
... .. Commercial Guaranty Insurance Company (38385) *	Delaware	75-1679830			
... .. Crystal Brook, LLC	Delaware	06-0566050			
... .. Durham Holding, LLC	Delaware	06-0566050			
... .. Sutton Holdco, LLC	Delaware	06-0566050			
... .. Cadet Limited, LLC	Delaware	06-0566050			
... .. Arrowhead Company, LLC	Delaware	06-0566050			
... .. Eastern Asset, LLC	Delaware	06-0566050			
... .. Jupiter Holdings, Inc.	Minnesota	41-1769846			
... .. American Equity Insurance Company (43117) *	Arizona	86-0703220			
... .. American Equity Specialty Insurance Company (10819) *	Connecticut	86-0868106			
... .. Northland Insurance Company (24015) *	Connecticut	41-6009967			
... .. Northfield Insurance Company (27987) *	Iowa	41-0983992			
... .. Northland Casualty Company (24031) *	Connecticut	94-6051964			
... .. Travelers Indemnity U.K. Investments LLC	Connecticut	06-0566050			
... .. TPC U.K. Investments LLC	Delaware	06-0566050			
... .. The Phoenix Insurance Company (25623) *	Connecticut	06-0303275			
... .. The Travelers Indemnity Company of America (25666) *	Connecticut	58-6020487			
... .. The Travelers Indemnity Company of Connecticut (25682) *	Connecticut	06-0336212			
... .. Travelers Property Casualty Company of America (25674) *	Connecticut	36-2719165			
... .. American Marine Management Services, Inc. (47.5%)	New York	13-2743602			
... .. American Marine Claims & Adjusting Services, Inc.	New York	30-0510298			
... .. Constitution State Services, LLC	Delaware	06-1501229			
... .. Phoenix UK Investments LLC	Delaware	06-0303275			
... .. The Premier Insurance Company of Massachusetts (12850) *	Massachusetts	04-3175569			

Notes:

* Denotes affiliated insurer

Unless otherwise stated, subsidiaries listed above are 100% owned by respective parent

SCHEDULE Y

PART 1A - DETAIL OF INSURANCE HOLDING COMPANY SYSTEM

1	2	3	4	5	6	7	8	9	10	11	12	13	14	15
Group Code	Group Name	NAIC Company Code	Federal ID Number	Federal RSSD	CIK	Name of Securities Exchange if Publicly Traded (U.S. or International)	Names of Parent, Subsidiaries or Affiliates	Domiciliary Location	Relationship to Reporting Entity	Directly Controlled by (Name of Entity/Person)	Type of Control (Ownership Board, Management Attorney-in-Fact, Influence, Other)	If Control is Ownership Provide Percentage	Ultimate Controlling Entity(ies)/Person(s)	*
Members														
3548.....	The Travelers Companies, Inc.....	00000.....	41-0518860		0000086312	NYSE.....	The Travelers Companies, Inc.....	MN.....	UIP.....		0.000		
3548.....	The Travelers Companies, Inc.....	24767.....	41-0406690				St. Paul Fire and Marine Insurance Company.....	CT.....	IA.....	The Travelers Companies, Inc.....	O/B/M.....100.000	The Travelers Companies, Inc.....	
3548.....	The Travelers Companies, Inc.....	24791.....	41-0881659				St. Paul Mercury Insurance Company.....	CT.....	IA.....	St. Paul Fire and Marine Insurance Company.....	O/B/M.....100.000	The Travelers Companies, Inc.....	
3548.....	The Travelers Companies, Inc.....	24775.....	41-0963301				St. Paul Guardian Insurance Company.....	CT.....	IA.....	St. Paul Fire and Marine Insurance Company.....	O/B/M.....100.000	The Travelers Companies, Inc.....	
3548.....	The Travelers Companies, Inc.....	40967.....	41-1419276				St. Paul Fire and Casualty Insurance Company.....	WI.....	IA.....	St. Paul Fire and Marine Insurance Company.....	O/B/M.....100.000	The Travelers Companies, Inc.....	
3548.....	The Travelers Companies, Inc.....	30481.....	41-1230819				St. Paul Surplus Lines Insurance Company.....	DE.....	IA.....	St. Paul Fire and Marine Insurance Company.....	O/B/M.....100.000	The Travelers Companies, Inc.....	
3548.....	The Travelers Companies, Inc.....	41769.....	41-1435765				The Travelers Casualty Company.....	CT.....	IA.....	St. Paul Fire and Marine Insurance Company.....	O/B/M.....100.000	The Travelers Companies, Inc.....	
3548.....	The Travelers Companies, Inc.....	41750.....	41-1435766				Travelers Constitution State Insurance Company.....	CT.....	IA.....	St. Paul Fire and Marine Insurance Company.....	O/B/M.....100.000	The Travelers Companies, Inc.....	
3548.....	The Travelers Companies, Inc.....	00000.....	51-0375653				Northbrook Holdings, Inc.....	DE.....	NIA.....	St. Paul Fire and Marine Insurance Company.....	O/B/M.....100.000	The Travelers Companies, Inc.....	
3548.....	The Travelers Companies, Inc.....	36463.....	36-2999370				Discover Property & Casualty Insurance Company.....	CT.....	IA.....	Northbrook Holdings, Inc.....	O/B/M.....100.000	The Travelers Companies, Inc.....	
3548.....	The Travelers Companies, Inc.....	19224.....	36-2542404				St. Paul Protective Insurance Company.....	CT.....	IA.....	Northbrook Holdings, Inc.....	O/B/M.....100.000	The Travelers Companies, Inc.....	
3548.....	The Travelers Companies, Inc.....	10213.....	52-1925132				Discover Specialty Insurance Company.....	CT.....	IA.....	St. Paul Fire and Marine Insurance Company.....	O/B/M.....100.000	The Travelers Companies, Inc.....	
3548.....	The Travelers Companies, Inc.....	25887.....	52-0515280				United States Fidelity and Guaranty Company.....	CT.....	IA.....	St. Paul Fire and Marine Insurance Company.....	O/B/M.....100.000	The Travelers Companies, Inc.....	
3548.....	The Travelers Companies, Inc.....	25879.....	52-0616768				Fidelity and Guaranty Insurance Underwriters, Inc.....	WI.....	IA.....	United States Fidelity and Guaranty Company.....	O/B/M.....100.000	The Travelers Companies, Inc.....	
3548.....	The Travelers Companies, Inc.....	35386.....	42-1091525				Fidelity and Guaranty Insurance Company.....	IA.....	IA.....	United States Fidelity and Guaranty Company.....	O/B/M.....100.000	The Travelers Companies, Inc.....	
3548.....	The Travelers Companies, Inc.....	00000.....	52-1551225				Laurel Village Fidelity Realty, Inc.....	MD.....	NIA.....	United States Fidelity and Guaranty Company.....	O/B/M.....100.000	The Travelers Companies, Inc.....	
3548.....	The Travelers Companies, Inc.....	00000.....	41-1616702				Laurel Village Joint Venture Partnership.....	MN.....	NIA.....	Laurel Village Fidelity Realty, Inc.....	O/M.....50.000	The Travelers Companies, Inc.....	0100.....
3548.....	The Travelers Companies, Inc.....	00000.....	41-1542260				Laurel Village I Limited Partnership.....	MN.....	NIA.....	Laurel Village Joint Venture Partnership.....	O/M.....99.000	The Travelers Companies, Inc.....	
3548.....	The Travelers Companies, Inc.....	00000.....	41-1542261				Laurel Village II Limited Partnership.....	MN.....	NIA.....	Laurel Village Joint Venture Partnership.....	O/M.....99.000	The Travelers Companies, Inc.....	
3548.....	The Travelers Companies, Inc.....	00000.....	41-1542263				Laurel Village III Limited Partnership.....	MN.....	NIA.....	Laurel Village Joint Venture Partnership.....	O/M.....99.000	The Travelers Companies, Inc.....	
3548.....	The Travelers Companies, Inc.....	00000.....	41-1542264				Laurel Village IV Limited Partnership.....	MN.....	NIA.....	Laurel Village Joint Venture Partnership.....	O/M.....99.000	The Travelers Companies, Inc.....	
3548.....	The Travelers Companies, Inc.....	00000.....	41-1542266				Laurel Village Tower A Limited Partnership.....	MN.....	NIA.....	Laurel Village Joint Venture Partnership.....	O/M.....99.000	The Travelers Companies, Inc.....	
3548.....	The Travelers Companies, Inc.....	00000.....	41-1593312				Laurel Village Tower B Limited Partnership.....	MN.....	NIA.....	Laurel Village Joint Venture Partnership.....	O/M.....99.000	The Travelers Companies, Inc.....	
3548.....	The Travelers Companies, Inc.....	00000.....	41-1542267				Laurel Village Tower C Limited Partnership.....	MN.....	NIA.....	Laurel Village Joint Venture Partnership.....	O/M.....99.000	The Travelers Companies, Inc.....	
3548.....	The Travelers Companies, Inc.....	00000.....	41-1542255				Laurel Village Swinford Limited Partnership.....	MN.....	NIA.....	Laurel Village Joint Venture Partnership.....	O/M.....99.000	The Travelers Companies, Inc.....	
3548.....	The Travelers Companies, Inc.....	00000.....	52-1704255				USF&G Retail Associates GP, Inc.....	MD.....	NIA.....	United States Fidelity and Guaranty Company.....	O/B/M.....100.000	The Travelers Companies, Inc.....	
3548.....	The Travelers Companies, Inc.....	00000.....	52-1704256				USF&G/Fidelity Retail Associates Limited Partnership	MD.....	NIA.....	USF&G Retail Associates GP, Inc.....	O/M.....1.000	The Travelers Companies, Inc.....	0101.....
3548.....	The Travelers Companies, Inc.....	00000.....	52-1704256				USF&G/Fidelity Retail Associates Limited Partnership	MD.....	NIA.....	United States Fidelity and Guaranty Company.....	O.....83.950	The Travelers Companies, Inc.....	0101.....
3548.....	The Travelers Companies, Inc.....	00000.....	52-1852190				BMR Sports Properties, Inc.....	MD.....	NIA.....	United States Fidelity and Guaranty Company.....	O/B/M.....100.000	The Travelers Companies, Inc.....	
3548.....	The Travelers Companies, Inc.....	00000.....	52-1573778				Black Mountain Ranch Limited Partnership.....	MD.....	NIA.....	BMR Sports Properties, Inc.....	O/M.....1.000	The Travelers Companies, Inc.....	0102.....
3548.....	The Travelers Companies, Inc.....	00000.....	52-1573778				Black Mountain Ranch Limited Partnership.....	MD.....	NIA.....	St. Paul Fire and Marine Insurance Company.....	O.....85.000	The Travelers Companies, Inc.....	0102.....
3548.....	The Travelers Companies, Inc.....	00000.....	52-2073764				MMI Capital Trust I.....	DE.....	NIA.....	St. Paul Fire and Marine Insurance Company.....	O/M.....100.000	The Travelers Companies, Inc.....	

Q12

SCHEDULE Y

PART 1A - DETAIL OF INSURANCE HOLDING COMPANY SYSTEM

1	2	3	4	5	6	7	8	9	10	11	12	13	14	15
Group Code	Group Name	NAIC Company Code	Federal ID Number	Federal RSSD	CIK	Name of Securities Exchange if Publicly Traded (U.S. or International)	Names of Parent, Subsidiaries or Affiliates	Domiciliary Location	Relationship to Reporting Entity	Directly Controlled by (Name of Entity/Person)	Type of Control (Ownership Board, Management Attorney-in-Fact, Influence, Other)	If Control is Ownership Provide Percentage	Ultimate Controlling Entity(ies)/Person(s)	*
3548	The Travelers Companies, Inc.	00000	41-0406690				Promenade Partners, LLC	DE	NIA	St. Paul Fire and Marine Insurance Company	O/M	100.000	The Travelers Companies, Inc.	
3548	The Travelers Companies, Inc.	00000	52-1953822				USF&G Capital I	DE	NIA	St. Paul Fire and Marine Insurance Company	O/M	100.000	The Travelers Companies, Inc.	
3548	The Travelers Companies, Inc.	00000	52-2044075				USF&G Capital III	DE	NIA	St. Paul Fire and Marine Insurance Company	O/M	100.000	The Travelers Companies, Inc.	
3548	The Travelers Companies, Inc.	00000	41-0406690				350 Market Street, LLC	DE	NIA	St. Paul Fire and Marine Insurance Company	O/M	100.000	The Travelers Companies, Inc.	
3548	The Travelers Companies, Inc.	00000					Travelers Special Services Limited	GBR	NIA	St. Paul Fire and Marine Insurance Company	O/B	100.000	The Travelers Companies, Inc.	
3548	The Travelers Companies, Inc.	00000	20-3033027				Yonkers Financing Corp	DE	NIA	St. Paul Fire and Marine Insurance Company	O/B/M	100.000	The Travelers Companies, Inc.	
3548	The Travelers Companies, Inc.	00000	52-1735211				Castle Pines Fidelity Realty, Inc.	MD	NIA	St. Paul Fire and Marine Insurance Company	O/B/M	100.000	The Travelers Companies, Inc.	
3548	The Travelers Companies, Inc.	00000	52-1735213				Castle Pines Fidelity Associates Limited Partnership	MD	NIA	Castle Pines Fidelity Realty, Inc.	O/M	1.000	The Travelers Companies, Inc.	0103
3548	The Travelers Companies, Inc.	00000	52-1631820				Fidelity Castle Pines Limited Partnership	MD	NIA	Castle Pines Fidelity Associates Limited Partnership	O/M	50.000	The Travelers Companies, Inc.	0104
3548	The Travelers Companies, Inc.	00000	52-1735213				Castle Pines Fidelity Associates Limited Partnership	MD	NIA	St. Paul Fire and Marine Insurance Company	O	99.000	The Travelers Companies, Inc.	0103
3548	The Travelers Companies, Inc.	00000	52-1466734				English Turn Fidelity Realty, Inc.	MD	NIA	St. Paul Fire and Marine Insurance Company	O/B/M	100.000	The Travelers Companies, Inc.	
3548	The Travelers Companies, Inc.	00000	59-2635727				English Turn Limited Partnership	MD	NIA	English Turn Fidelity Realty, Inc.	O/M	99.000	The Travelers Companies, Inc.	0105
3548	The Travelers Companies, Inc.	00000	59-2709441				Fidelity English Turn Club General Partnership	MD	NIA	English Turn Fidelity Realty, Inc.	O/M	99.000	The Travelers Companies, Inc.	0106
3548	The Travelers Companies, Inc.	00000	59-2635727				English Turn Limited Partnership	MD	NIA	St. Paul Fire and Marine Insurance Company	O	1.000	The Travelers Companies, Inc.	0105
3548	The Travelers Companies, Inc.	00000	52-1715225				English Turn Realty Management, Inc.	MD	NIA	St. Paul Fire and Marine Insurance Company	O/B/M	100.000	The Travelers Companies, Inc.	
3548	The Travelers Companies, Inc.	00000	59-2709441				Fidelity English Turn Club General Partnership	MD	NIA	English Turn Realty Management, Inc.	O/B/M	1.000	The Travelers Companies, Inc.	0106
3548	The Travelers Companies, Inc.	00000					8527512 Canada Inc.	CAN	NIA	St. Paul Fire and Marine Insurance Company	O/B/M	22.480	The Travelers Companies, Inc.	
3548	The Travelers Companies, Inc.	00000					The Dominion of Canada General Insurance Company	CAN	IA	8527512 Canada Inc.	O/B/M	100.000	The Travelers Companies, Inc.	
3548	The Travelers Companies, Inc.	00000	41-1985480				Fog City Fund, LLC	MN	NIA	St. Paul Fire and Marine Insurance Company	O	99.000	The Travelers Companies, Inc.	0112
3548	The Travelers Companies, Inc.	00000	76-0753165				Symmetry Growth Capital II, LLC	MN	NIA	St. Paul Fire and Marine Insurance Company	O	100.000	The Travelers Companies, Inc.	0112
3548	The Travelers Companies, Inc.	00000	41-1927945				Upper Lake Growth Capital, LLC	MN	NIA	St. Paul Fire and Marine Insurance Company	O	99.100	The Travelers Companies, Inc.	0112
3548	The Travelers Companies, Inc.	00000	20-1222630				Vesbridge Partners, LP	MN	NIA	St. Paul Fire and Marine Insurance Company	O	88.400	The Travelers Companies, Inc.	0112
3548	The Travelers Companies, Inc.	00000	41-1963936				Windamere II, LLC	MN	NIA	St. Paul Fire and Marine Insurance Company	O	98.900	The Travelers Companies, Inc.	0112
3548	The Travelers Companies, Inc.	00000	41-2007089				Windamere III, LLC	MN	NIA	St. Paul Fire and Marine Insurance Company	O	99.000	The Travelers Companies, Inc.	0112
3548	The Travelers Companies, Inc.	00000	41-1926305				Windamere, LLC	MN	NIA	St. Paul Fire and Marine Insurance Company	O	90.200	The Travelers Companies, Inc.	0112
3548	The Travelers Companies, Inc.	00000	41-1762781				Camperdown Corporation	DE	NIA	The Travelers Companies, Inc.	O/B	100.000	The Travelers Companies, Inc.	
3548	The Travelers Companies, Inc.	00000	41-1888760				SPC Insurance Agency, Inc.	MN	NIA	The Travelers Companies, Inc.	O/B/M	100.000	The Travelers Companies, Inc.	
3548	The Travelers Companies, Inc.	00000					Aprigrange Limited	GBR	NIA	The Travelers Companies, Inc.	O/B	100.000	The Travelers Companies, Inc.	
3548	The Travelers Companies, Inc.	00000					F&G U.K. Underwriters Limited	GBR	NIA	The Travelers Companies, Inc.	O/B	100.000	The Travelers Companies, Inc.	
3548	The Travelers Companies, Inc.	00000					Travelers Underwriting Agency Limited	GBR	NIA	The Travelers Companies, Inc.	O/B	100.000	The Travelers Companies, Inc.	
3548	The Travelers Companies, Inc.	00000					Travelers Syndicate Management Limited	GBR	NIA	The Travelers Companies, Inc.	O/B	100.000	The Travelers Companies, Inc.	
3548	The Travelers Companies, Inc.	00000					Travelers Asia Pte. Ltd.	SGP	NIA	Travelers Syndicate Management Limited	Board	0.000	The Travelers Companies, Inc.	
3548	The Travelers Companies, Inc.	00000					St. Paul Surety Europe Limited	GBR	NIA	The Travelers Companies, Inc.	O/B	100.000	The Travelers Companies, Inc.	

Q12.1

SCHEDULE Y

PART 1A - DETAIL OF INSURANCE HOLDING COMPANY SYSTEM

1	2	3	4	5	6	7	8	9	10	11	12	13	14	15
Group Code	Group Name	NAIC Company Code	Federal ID Number	Federal RSSD	CIK	Name of Securities Exchange if Publicly Traded (U.S. or International)	Names of Parent, Subsidiaries or Affiliates	Domiciliary Location	Relationship to Reporting Entity	Directly Controlled by (Name of Entity/Person)	Type of Control (Ownership Board, Management Attorney-in-Fact, Influence, Other)	If Control is Ownership Provide Percentage	Ultimate Controlling Entity(ies)/Person(s)	*
3548	The Travelers Companies, Inc.	00000					Travelers Corporate Trustee Ltd	GBR	NIA	The Travelers Companies, Inc.	O/B	100.000	The Travelers Companies, Inc.	
3548	The Travelers Companies, Inc.	00000					Travelers London Limited	GBR	NIA	The Travelers Companies, Inc.	O/B	100.000	The Travelers Companies, Inc.	
3548	The Travelers Companies, Inc.	00000	41-1880024				St. Paul London Properties, Inc.	MN	NIA	The Travelers Companies, Inc.	Board	0.000	The Travelers Companies, Inc.	
3548	The Travelers Companies, Inc.	00000	52-1965525				TCI Global Services, Inc.	DE	NIA	The Travelers Companies, Inc.	O/B/M	100.000	The Travelers Companies, Inc.	
3548	The Travelers Companies, Inc.	00000					Travelers Management Limited	GBR	NIA	The Travelers Companies, Inc.	O/B	100.000	The Travelers Companies, Inc.	
3548	The Travelers Companies, Inc.	00000	AA-1121375				Travelers Insurance Company Limited	GBR	IA	The Travelers Companies, Inc.	O/B	100.000	The Travelers Companies, Inc.	
3548	The Travelers Companies, Inc.	00000					Travelers Professional Risks Limited	GBR	NIA	Travelers Insurance Company Limited	O/B	100.000	The Travelers Companies, Inc.	
3548	The Travelers Companies, Inc.	00000	06-1008174				Travelers Property Casualty Corp.	CT	UIP	The Travelers Companies, Inc.	O/B/M	100.000	The Travelers Companies, Inc.	
3548	The Travelers Companies, Inc.	00000	06-0566030				Constitution Plaza, Inc.	CT	NIA	Travelers Property Casualty Corp.	O/B/M	100.000	The Travelers Companies, Inc.	
3548	The Travelers Companies, Inc.	00000	06-1445591				Travelers Insurance Group Holdings Inc.	DE	UDP	Travelers Property Casualty Corp.	O/B/M	100.000	The Travelers Companies, Inc.	
3548	The Travelers Companies, Inc.	19070	06-6033509				The Standard Fire Insurance Company	CT	RE	Travelers Insurance Group Holdings Inc.	O/B/M	100.000	The Travelers Companies, Inc.	
3548	The Travelers Companies, Inc.	00000	06-6033509				Standard Fire Properties, LLC	DE	DS	The Standard Fire Insurance Company	O/M	100.000	The Travelers Companies, Inc.	
3548	The Travelers Companies, Inc.	00000	94-3097171				Bayhill Restaurant II Associates	CA	DS	Standard Fire Properties, LLC	O	50.000	The Travelers Companies, Inc.	0107
3548	The Travelers Companies, Inc.	00000	06-6033509				Standard Fire UK Investments, LLC	DE	DS	The Standard Fire Insurance Company	O/M	100.000	The Travelers Companies, Inc.	
3548	The Travelers Companies, Inc.	19062	06-0848755				The Automobile Insurance Company of Hartford, Connecticut	CT	DS	The Standard Fire Insurance Company	O/B/M	100.000	The Travelers Companies, Inc.	
3548	The Travelers Companies, Inc.	00000	06-0848755				Auto Hartford Investments, LLC	DE	DS	The Automobile Insurance Company of Hartford, Connecticut	O/M	100.000	The Travelers Companies, Inc.	
3548	The Travelers Companies, Inc.	36145	06-1286264				Travelers Personal Security Insurance Company	CT	DS	The Standard Fire Insurance Company	O/B/M	100.000	The Travelers Companies, Inc.	
3548	The Travelers Companies, Inc.	36161	06-1286274				Travelers Property Casualty Insurance Company	CT	DS	The Standard Fire Insurance Company	O/B/M	100.000	The Travelers Companies, Inc.	
3548	The Travelers Companies, Inc.	38130	36-3703200				Travelers Personal Insurance Company	CT	DS	The Standard Fire Insurance Company	O/B/M	100.000	The Travelers Companies, Inc.	
3548	The Travelers Companies, Inc.	00000	27-4469564				Travelers Texas MGA, Inc.	TX	DS	The Standard Fire Insurance Company	O/B/M	100.000	The Travelers Companies, Inc.	
3548	The Travelers Companies, Inc.	00000	06-6033509				Oregon Evergreen Investor I, LLC	DE	DS	The Standard Fire Insurance Company	O/M	100.000	The Travelers Companies, Inc.	
3548	The Travelers Companies, Inc.	00000	61-1639956				Lone Rock Timber Investments I, LLC	DE	DS	Oregon Evergreen Investor I, LLC	O	75.000	The Travelers Companies, Inc.	0108
3548	The Travelers Companies, Inc.	00000	98-0190863				Travelers (Bermuda) Limited	BMU	IA	Travelers Insurance Group Holdings, Inc.	O/B/M	100.000	The Travelers Companies, Inc.	
3548	The Travelers Companies, Inc.	00000	20-4312440				Travelers Lloyds Management Company	TX	NIA	Travelers Insurance Group Holdings, Inc.	O/B/M	100.000	The Travelers Companies, Inc.	
3548	The Travelers Companies, Inc.	00000	06-1534005				TPC Investments Inc.	CT	NIA	Travelers Insurance Group Holdings, Inc.	O/B/M	100.000	The Travelers Companies, Inc.	
3548	The Travelers Companies, Inc.	19038	06-6033504				Travelers Casualty and Surety Company	CT	IA	Travelers Insurance Group Holdings, Inc.	O/B/M	100.000	The Travelers Companies, Inc.	
3548	The Travelers Companies, Inc.	41483	06-1067463				Farmington Casualty Company	CT	IA	Travelers Casualty and Surety Company	O/B/M	100.000	The Travelers Companies, Inc.	
3548	The Travelers Companies, Inc.	00000					8527512 Canada Inc.	CAN	NIA	Travelers Casualty and Surety Company	O/B/M	77.520	The Travelers Companies, Inc.	
3548	The Travelers Companies, Inc.	00000					The Dominion of Canada General Insurance Company	CAN		8527512 Canada Inc.	O/B/M	100.000	The Travelers Companies, Inc.	
3548	The Travelers Companies, Inc.	00000					Travelers Insurance Company of Canada	CAN	IA	Travelers Casualty and Surety Company	O/B/M	100.000	The Travelers Companies, Inc.	
3548	The Travelers Companies, Inc.	31194	06-0907370				Travelers Casualty and Surety Company of America	CT	IA	Travelers Casualty and Surety Company	O/B/M	100.000	The Travelers Companies, Inc.	
3548	The Travelers Companies, Inc.	00000	06-0907370				Travelers Brazil Holding LLC	DE	NIA	Travelers Casualty and Surety Company of America	O/B/M	100.000	The Travelers Companies, Inc.	

Q12.2

SCHEDULE Y

PART 1A - DETAIL OF INSURANCE HOLDING COMPANY SYSTEM

1	2	3	4	5	6	7	8	9	10	11	12	13	14	15
Group Code	Group Name	NAIC Company Code	Federal ID Number	Federal RSSD	CIK	Name of Securities Exchange if Publicly Traded (U.S. or International)	Names of Parent, Subsidiaries or Affiliates	Domiciliary Location	Relationship to Reporting Entity	Directly Controlled by (Name of Entity/Person)	Type of Control (Ownership Board, Management Attorney-in-Fact, Influence, Other)	If Control is Ownership Provide Percentage	Ultimate Controlling Entity(ies)/Person(s)	*
3548.....	The Travelers Companies, Inc.....	00000.....	06-0907370				Travelers Brazil Acquisition LLC.....	DE.....	NIA.....	Travelers Brazil Holding, LLC.....	O/B/M.....	...100.000	The Travelers Companies, Inc.....	
3548.....	The Travelers Companies, Inc.....	00000.....					J. Malucelli Participações em Seguros e Resseguros S.A. ("Holdco")	BRA.....	NIA.....	Travelers Brazil Acquisition LLC.....	O/B.....	...49.500	The Travelers Companies, Inc.....	0109.....
3548.....	The Travelers Companies, Inc.....	00000.....					J. Malucelli Resseguradora S.A.....	BRA.....	IA.....	J. Malucelli Participações em Seguros e Resseguros S.A.	O/B.....	...100.000	The Travelers Companies, Inc.....	0109.....
3548.....	The Travelers Companies, Inc.....	00000.....					J. Malucelli Controle de Riscos Ltda.....	BRA.....	NIA.....	J. Malucelli Resseguradora S.A.....	O/B.....	...0.010	The Travelers Companies, Inc.....	0109.....
3548.....	The Travelers Companies, Inc.....	00000.....					J. Malucelli Seguradora S.A.....	BRA.....	IA.....	J. Malucelli Participações em Seguros e Resseguros S.A.	O/B.....	...100.000	The Travelers Companies, Inc.....	0109.....
3548.....	The Travelers Companies, Inc.....	00000.....					J. Malucelli Controle de Riscos Ltda.....	BRA.....	NIA.....	J. Malucelli Seguradora S.A.....	O/B.....	...99.990	The Travelers Companies, Inc.....	0109.....
3548.....	The Travelers Companies, Inc.....	00000.....					J. Malucelli Seguros S.A.....	BRA.....	IA.....	J. Malucelli Participações em Seguros e Resseguros S.A.	O/B.....	...100.000	The Travelers Companies, Inc.....	0109.....
3548.....	The Travelers Companies, Inc.....	19046.....	06-0876835				Travelers Casualty Insurance Company of America	CT.....	IA.....	Travelers Casualty and Surety Company.....	O/B/M.....	...100.000	The Travelers Companies, Inc.....	
3548.....	The Travelers Companies, Inc.....	36170.....	06-1286266				Travelers Casualty Company of Connecticut.....	CT.....	IA.....	Travelers Casualty and Surety Company.....	O/B/M.....	...100.000	The Travelers Companies, Inc.....	
3548.....	The Travelers Companies, Inc.....	00000.....	06-6033504				Travelers Casualty UK Investments LLC.....	DE.....	NIA.....	Travelers Casualty and Surety Company.....	O/M.....	...100.000	The Travelers Companies, Inc.....	
3548.....	The Travelers Companies, Inc.....	36137.....	06-1286268				Travelers Commercial Insurance Company.....	CT.....	IA.....	Travelers Casualty and Surety Company.....	O/B/M.....	...100.000	The Travelers Companies, Inc.....	
3548.....	The Travelers Companies, Inc.....	29696.....	06-1203698				Travelers Excess and Surplus Lines Company.....	CT.....	IA.....	Travelers Casualty and Surety Company.....	O/B/M.....	...100.000	The Travelers Companies, Inc.....	
3548.....	The Travelers Companies, Inc.....	41564.....	75-1732040				Travelers Lloyds of Texas Insurance Company.....	TX.....	IA.....	Travelers Casualty and Surety Company.....	O/M/A.....	...100.000	The Travelers Companies, Inc.....	
3548.....	The Travelers Companies, Inc.....	00000.....	75-2676034				Travelers MGA, Inc.....	TX.....	NIA.....	Travelers Casualty and Surety Company.....	O/B/M.....	...100.000	The Travelers Companies, Inc.....	
3548.....	The Travelers Companies, Inc.....	25658.....	06-0566050				The Travelers Indemnity Company.....	CT.....	IA.....	Travelers Insurance Group Holdings Inc.....	O/B/M.....	...100.000	The Travelers Companies, Inc.....	
3548.....	The Travelers Companies, Inc.....	00000.....	06-0566050				Arch Street North LLC.....	DE.....	NIA.....	The Travelers Indemnity Company.....	O/M.....	...100.000	The Travelers Companies, Inc.....	
3548.....	The Travelers Companies, Inc.....	25615.....	06-0291290				The Charter Oak Fire Insurance Company.....	CT.....	IA.....	The Travelers Indemnity Company.....	O/B/M.....	...100.000	The Travelers Companies, Inc.....	
3548.....	The Travelers Companies, Inc.....	00000.....	06-0566050				Travelers Real Estate, LLC.....	DE.....	NIA.....	The Travelers Indemnity Company.....	O/B/M.....	...100.000	The Travelers Companies, Inc.....	
3548.....	The Travelers Companies, Inc.....	10647.....	59-3372141				First Floridian Auto and Home Insurance Company	FL.....	IA.....	The Travelers Indemnity Company.....	O/B/M.....	...100.000	The Travelers Companies, Inc.....	
3548.....	The Travelers Companies, Inc.....	42811.....	56-1371361				Gulf Underwriters Insurance Company.....	CT.....	IA.....	The Travelers Indemnity Company.....	O/B/M.....	...100.000	The Travelers Companies, Inc.....	
3548.....	The Travelers Companies, Inc.....	22233.....	75-6013697				Select Insurance Company.....	TX.....	IA.....	The Travelers Indemnity Company.....	O/B/M.....	...100.000	The Travelers Companies, Inc.....	
3548.....	The Travelers Companies, Inc.....	00000.....					Travelers Casualty and Surety Company of Europe, Limited	GBR.....	IA.....	The Travelers Indemnity Company.....	O/B/M.....	...100.000	The Travelers Companies, Inc.....	
3548.....	The Travelers Companies, Inc.....	38385.....	75-1679830				Commercial Guaranty Insurance Company.....	DE.....	IA.....	The Travelers Indemnity Company.....	O/B/M.....	...100.000	The Travelers Companies, Inc.....	
3548.....	The Travelers Companies, Inc.....	00000.....	06-0566050				Crystal Brook, LLC.....	DE.....	NIA.....	The Travelers Indemnity Company.....	O/B/M.....	...100.000	The Travelers Companies, Inc.....	
3548.....	The Travelers Companies, Inc.....	00000.....	06-0566050				Durham Holding, LLC.....	DE.....	NIA.....	Crystal Brook, LLC.....	O/B/M.....	...100.000	The Travelers Companies, Inc.....	
3548.....	The Travelers Companies, Inc.....	00000.....	06-0566050				Sutton Holdco, LLC.....	DE.....	NIA.....	The Travelers Indemnity Company.....	O/B/M.....	...100.000	The Travelers Companies, Inc.....	
3548.....	The Travelers Companies, Inc.....	00000.....	06-0566050				Cadet Limited, LLC.....	DE.....	NIA.....	Sutton Holdco, LLC.....	O/B/M.....	...100.000	The Travelers Companies, Inc.....	
3548.....	The Travelers Companies, Inc.....	00000.....	06-0566050				Arrowhead Company, LLC.....	DE.....	NIA.....	The Travelers Indemnity Company.....	O/B/M.....	...100.000	The Travelers Companies, Inc.....	
3548.....	The Travelers Companies, Inc.....	00000.....	06-0566050				Eastern Asset, LLC.....	DE.....	NIA.....	Arrowhead Company, LLC.....	O/B/M.....	...100.000	The Travelers Companies, Inc.....	

Q12.3

SCHEDULE Y

PART 1A - DETAIL OF INSURANCE HOLDING COMPANY SYSTEM

1	2	3	4	5	6	7	8	9	10	11	12	13	14	15
Group Code	Group Name	NAIC Company Code	Federal ID Number	Federal RSSD	CIK	Name of Securities Exchange if Publicly Traded (U.S. or International)	Names of Parent, Subsidiaries or Affiliates	Domiciliary Location	Relationship to Reporting Entity	Directly Controlled by (Name of Entity/Person)	Type of Control (Ownership Board, Management Attorney-in-Fact, Influence, Other)	If Control is Ownership Provide Percentage	Ultimate Controlling Entity(ies)/Person(s)	*
3548.....	The Travelers Companies, Inc.....	00000.....	41-1769846				Jupiter Holdings, Inc.....	MN.....	NIA.....	The Travelers Indemnity Company.....	O/B/M.....	...100.000	The Travelers Companies, Inc.....	
3548.....	The Travelers Companies, Inc.....	43117.....	86-0703220				American Equity Insurance Company.....	AZ.....	IA.....	Jupiter Holdings, Inc.....	O/B/M.....	...100.000	The Travelers Companies, Inc.....	
3548.....	The Travelers Companies, Inc.....	10819.....	86-0868106				American Equity Specialty Insurance Company.....	CT.....	IA.....	American Equity Insurance Company.....	O/B/M.....	...100.000	The Travelers Companies, Inc.....	
3548.....	The Travelers Companies, Inc.....	24015.....	41-6009967				Northland Insurance Company.....	CT.....	IA.....	Jupiter Holdings, Inc.....	O/B/M.....	...100.000	The Travelers Companies, Inc.....	
3548.....	The Travelers Companies, Inc.....	27987.....	41-0983992				Northfield Insurance Company.....	IA.....	IA.....	Northland Insurance Company.....	O/B/M.....	...100.000	The Travelers Companies, Inc.....	
3548.....	The Travelers Companies, Inc.....	24031.....	94-6051964				Northland Casualty Company.....	CT.....	IA.....	Northland Insurance Company.....	O/B/M.....	...100.000	The Travelers Companies, Inc.....	
3548.....	The Travelers Companies, Inc.....	00000.....	06-0566050				Travelers Indemnity U.K. Investments LLC.....	CT.....	NIA.....	The Travelers Indemnity Company.....	O/B/M.....	...100.000	The Travelers Companies, Inc.....	
3548.....	The Travelers Companies, Inc.....	00000.....	06-0566050				TPC U.K. Investments LLC.....	DE.....	NIA.....	The Travelers Indemnity Company.....	O/B/M.....	...100.000	The Travelers Companies, Inc.....	
3548.....	The Travelers Companies, Inc.....	25623.....	06-0303275				The Phoenix Insurance Company.....	CT.....	IA.....	The Travelers Indemnity Company.....	O/B/M.....	...100.000	The Travelers Companies, Inc.....	
3548.....	The Travelers Companies, Inc.....	25666.....	58-6020487				The Travelers Indemnity Company of America.....	CT.....	IA.....	The Phoenix Insurance Company.....	O/B/M.....	...100.000	The Travelers Companies, Inc.....	
3548.....	The Travelers Companies, Inc.....	25682.....	06-0336212				The Travelers Indemnity Company of Connecticut.....	CT.....	IA.....	The Phoenix Insurance Company.....	O/B/M.....	...100.000	The Travelers Companies, Inc.....	
3548.....	The Travelers Companies, Inc.....	25674.....	36-2719165				Travelers Property Casualty Company of America.....	CT.....	IA.....	The Phoenix Insurance Company.....	O/B/M.....	...100.000	The Travelers Companies, Inc.....	
3548.....	The Travelers Companies, Inc.....	00000.....	13-2743602				American Marine Management Services, Inc.....	NY.....	OTH.....	Travelers Property Casualty Company of America	O/B.....	...47.500	The Travelers Companies, Inc.....	0110.....
3548.....	The Travelers Companies, Inc.....	00000.....	30-0510298				American Marine Claims & Adjusting Services, Inc.....	NY.....	OTH.....	American Marine Management Services, Inc.....	O/B.....	...100.000	The Travelers Companies, Inc.....	0111.....
3548.....	The Travelers Companies, Inc.....	00000.....	06-1501229				Constitution State Services LLC.....	DE.....	NIA.....	The Phoenix Insurance Company.....	O/M.....	...100.000	The Travelers Companies, Inc.....	
3548.....	The Travelers Companies, Inc.....	00000.....	06-0303275				Phoenix UK Investments LLC.....	DE.....	NIA.....	The Phoenix Insurance Company.....	O/M.....	...100.000	The Travelers Companies, Inc.....	
3548.....	The Travelers Companies, Inc.....	12850.....	04-3175569				The Premier Insurance Company of Massachusetts	MA.....	IA.....	The Travelers Indemnity Company.....	O/B/M.....	...100.000	The Travelers Companies, Inc.....	
3548.....	The Travelers Companies, Inc.....	28188.....	35-1838077				TravCo Insurance Company.....	CT.....	IA.....	The Travelers Indemnity Company.....	O/B/M.....	...100.000	The Travelers Companies, Inc.....	
3548.....	The Travelers Companies, Inc.....	00000.....	20-4403403				TINDY Foreign, Inc.....	DE.....	NIA.....	The Travelers Indemnity Company.....	O/B/M.....	...100.000	The Travelers Companies, Inc.....	
3548.....	The Travelers Companies, Inc.....	40282.....	95-3634110				Travelers Commercial Casualty Company.....	CT.....	IA.....	The Travelers Indemnity Company.....	O/B/M.....	...100.000	The Travelers Companies, Inc.....	
3548.....	The Travelers Companies, Inc.....	00000.....	62-1657094				Travelers Distribution Alliance, Inc.....	DE.....	NIA.....	The Travelers Indemnity Company.....	O/B/M.....	...100.000	The Travelers Companies, Inc.....	
3548.....	The Travelers Companies, Inc.....	00000.....	06-0566050				Travelers TLD, LLC.....	DE.....	NIA.....	The Travelers Indemnity Company.....	O/B/M.....	...100.000	The Travelers Companies, Inc.....	
3548.....	The Travelers Companies, Inc.....	00000.....	06-0566050				Tiercel, LLC.....	DE.....	NIA.....	The Travelers Indemnity Company.....	O/B/M.....	...100.000	The Travelers Companies, Inc.....	
3548.....	The Travelers Companies, Inc.....	00000.....	06-0566050				Redstart, LLC.....	DE.....	NIA.....	Tiercel, LLC.....	O/B/M.....	...100.000	The Travelers Companies, Inc.....	
3548.....	The Travelers Companies, Inc.....	27998.....	35-1838079				The Travelers Home and Marine Insurance Company	CT.....	IA.....	The Travelers Indemnity Company.....	O/B/M.....	...100.000	The Travelers Companies, Inc.....	
3548.....	The Travelers Companies, Inc.....	41262.....	76-0002592				The Travelers Lloyds Insurance Company.....	TX.....	IA.....	The Travelers Indemnity Company.....	O/M/A.....	...100.000	The Travelers Companies, Inc.....	
3548.....	The Travelers Companies, Inc.....	00000.....	06-0566050				Travelers Marine, LLC.....	DE.....	NIA.....	The Travelers Indemnity Company.....	O/B/M.....	...100.000	The Travelers Companies, Inc.....	

Q12.4

Asterisk	Explanation
0100.	Laurel Village Joint Venture Partnership is 50% owned by an unrelated party with no current economic interest.

Asterisk	Explanation
0101.	USF&G/Fidelity Retail Associates Limited Partnership is 83.95% owned by United State Fidelity and Guaranty Company 1% owned by USF&G Retail Associates GP, Inc.
0102.	Black Mountain Ranch Limited Partnership is 85% owned by St. Paul Fire and Marine Insurance Company and 1% owned by BMR Sports Properties, Inc.
0103.	Castle Pines Fidelity Associates Limited Partnership is 99% owned by St. Paul Fire and Marine Insurance Company and 1% owned by Castle Pines Fidelity Realty, Inc.
0104.	Fidelity Castle Pines Limited Partnership is 50% owned by an unrelated party with no current economic interest.
0105.	English Turn Limited Partnership is 99% owned by English Turn Fidelity Realty, Inc. and 1% owned by St. Paul Fire and Marine Insurance Company.
0106.	Fidelity English Turn Club General Partnership is 99% owned by English Turn Fidelity Realty, Inc. and 1% owned by English Turn Realty Management, Inc.
0107.	Bayhill Restaurant II Associates is 50% owned by an unrelated party, which is the manager.
0108.	Lone Rock Timber Investments I, LLC's other 25% member and manager are unaffiliated with Travelers
0109.	Control determination is based upon application of the last sentence of SSAP 25 paragraph 4.
0110.	Ownership due to Travelers Property Casualty Company of America's participation interest as a subscriber in the American Hull Insurance Syndicate
0111.	Ownership due to Travelers Property Casualty Company of America's participation interest as a subscriber in the American Hull Insurance Syndicate
0112.	St. Paul Fire and Marine owns a significant portion of the investment entity. Although it is managed by an unaffiliated partner, St. Paul Fire and Marine still has control of the entity

THE STANDARD FIRE INSURANCE COMPANY
PART 1 - LOSS EXPERIENCE

Lines of Business	Current Year to Date			4 Prior Year to Date Direct Loss Percentage
	1 Direct Premiums Earned	2 Direct Losses Incurred	3 Direct Loss Percentage	
1. Fire.....	6,117,604	2,394,506	39.1	43.8
2. Allied lines.....	51,214,071	16,492,678	32.2	643.4
3. Farmowners multiple peril.....	0	0	0.0	0.0
4. Homeowners multiple peril.....	128,945,352	43,371,418	33.6	41.1
5. Commercial multiple peril.....	18,969	439,938	2,319.3	1,198.6
6. Mortgage guaranty.....	0	0	0.0	0.0
8. Ocean marine.....	10,554,283	2,044,162	19.4	26.2
9. Inland marine.....	2,662,525	916,277	34.4	34.6
10. Financial guaranty.....	0	0	0.0	0.0
11.1. Medical professional liability - occurrence.....	0	0	0.0	0.0
11.2. Medical professional liability - claims-made.....	0	0	0.0	0.0
12. Earthquake.....	1,206,317	(7)	(0.0)	0.0
13. Group accident and health.....	0	0	0.0	0.0
14. Credit accident and health.....	0	0	0.0	0.0
15. Other accident and health.....	0	0	0.0	0.0
16. Workers' compensation.....	34,690,795	18,413,700	53.1	38.4
17.1 Other liability-occurrence.....	2,862,900	1,580,373	55.2	78.8
17.2 Other liability-claims made.....	0	16	0.0	0.0
17.3 Excess workers' compensation.....	0	(102)	0.0	0.0
18.1 Products liability-occurrence.....	0	(27,945)	0.0	0.0
18.2 Products liability-claims made.....	0	0	0.0	0.0
19.1, 19.2 Private passenger auto liability.....	45,383,050	31,243,550	68.8	72.9
19.3, 19.4 Commercial auto liability.....	0	90,948	0.0	0.0
21. Auto physical damage.....	29,325,311	14,044,390	47.9	56.7
22. Aircraft (all perils).....	0	0	0.0	0.0
23. Fidelity.....	0	4	0.0	0.0
24. Surety.....	203	270	133.0	33.7
26. Burglary and theft.....	2,217	(1)	(0.0)	(0.2)
27. Boiler and machinery.....	0	0	0.0	0.0
28. Credit.....	0	0	0.0	0.0
29. International.....	0	0	0.0	0.0
30. Warranty.....	0	0	0.0	0.0
31. Reinsurance-nonproportional assumed property.....	XXX	XXX	XXX	XXX
32. Reinsurance-nonproportional assumed liability.....	XXX	XXX	XXX	XXX
33. Reinsurance-nonproportional assumed financial lines.....	XXX	XXX	XXX	XXX
34. Aggregate write-ins for other lines of business.....	0	0	0.0	0.0
35. Totals.....	312,983,597	131,004,176	41.9	155.5
DETAILS OF WRITE-INS				
3401.....	0	0	0.0	0.0
3402.....	0	0	0.0	0.0
3403.....	0	0	0.0	0.0
3498. Sum. of remaining write-ins for Line 34 from overflow page.....	0	0	0.0	XXX
3499. Totals (Lines 3401 thru 3403 plus 3498) (Line 34).....	0	0	0.0	0.0

PART 2 - DIRECT PREMIUMS WRITTEN

Lines of Business	1	2	3
	Current Quarter	Current Year to Date	Prior Year Year to Date
1. Fire.....	5,773,596	5,773,596	5,925,195
2. Allied lines.....	4,757,863	4,757,863	55,340,194
3. Farmowners multiple peril.....	0	0	0
4. Homeowners multiple peril.....	102,257,902	102,257,902	111,852,032
5. Commercial multiple peril.....	19,555	19,555	17,353
6. Mortgage guaranty.....	0	0	0
8. Ocean marine.....	8,005,368	8,005,368	8,461,572
9. Inland marine.....	2,363,626	2,363,626	2,493,812
10. Financial guaranty.....	0	0	0
11.1. Medical professional liability - occurrence.....	0	0	0
11.2. Medical professional liability - claims made.....	0	0	0
12. Earthquake.....	934,215	934,215	1,117,866
13. Group accident and health.....	0	0	0
14. Credit accident and health.....	0	0	0
15. Other accident and health.....	0	0	0
16. Workers' compensation.....	41,959,589	41,959,589	38,976,426
17.1 Other liability-occurrence.....	2,538,708	2,538,708	2,622,615
17.2 Other liability-claims made.....	0	0	0
17.3 Excess workers' compensation.....	0	0	0
18.1 Products liability-occurrence.....	0	0	0
18.2 Products liability-claims made.....	0	0	0
19.1 19.2 Private passenger auto liability.....	63,446,741	63,446,741	39,321,557
19.3 19.4 Commercial auto liability.....	0	0	0
21. Auto physical damage.....	39,935,623	39,935,623	25,611,670
22. Aircraft (all perils).....	0	0	0
23. Fidelity.....	0	0	0
24. Surety.....	100	100	100
26. Burglary and theft.....	1,946	1,946	1,586
27. Boiler and machinery.....	0	0	0
28. Credit.....	0	0	0
29. International.....	0	0	0
30. Warranty.....	0	0	0
31. Reinsurance-nonproportional assumed property.....	XXX	XXX	XXX
32. Reinsurance-nonproportional assumed liability.....	XXX	XXX	XXX
33. Reinsurance-nonproportional assumed financial lines.....	XXX	XXX	XXX
34. Aggregate write-ins for other lines of business.....	0	0	0
35. Totals.....	271,994,831	271,994,831	291,741,978
DETAILS OF WRITE-INS			
3401.....	0	0	0
3402.....	0	0	0
3403.....	0	0	0
3498. Sum. of remaining write-ins for Line 34 from overflow page.....	0	0	0
3499. Totals (Lines 3401 thru 3403 plus 3498) (Line 34).....	0	0	0

PART 3 (000 omitted)

LOSS AND LOSS ADJUSTMENT EXPENSE RESERVES SCHEDULE

	1	2	3	4	5	6	7	8	9	10	11	12	13
Years in Which Losses Occurred	Prior Year-End Known Case Loss and LAE Reserves	Prior Year-End IBNR Loss and LAE Reserves	Total Prior Year-End Loss and LAE Reserves (Cols. 1 + 2)	2014 Loss and LAE Payments on Claims Reported as of Prior Year-End	2014 Loss and LAE Payments on Claims Unreported as of Prior Year-End	Total 2014 Loss and LAE Payments (Cols. 4 + 5)	Q.S. Date Known Case Loss and LAE Reserves on Claims Reported and Open as of Prior Year-End	Q.S. Date Known Case Loss and LAE Reserves on Claims Reported or Reopened Subsequent to Prior Year-End	Q.S. Date IBNR Loss and LAE Reserves	Total Q.S. Loss and LAE Reserves (Cols. 7 + 8 + 9)	Prior Year-End Known Case Loss and LAE Reserves Developed (Savings)/Deficiency (Cols. 4 + 7 minus Col. 1)	Prior Year-End IBNR Loss and LAE Reserves Developed (Savings)/Deficiency (Cols. 5 + 8 + 9 minus Col. 2)	Prior Year-End Total Loss and LAE Reserve Developed (Savings)/Deficiency (Cols. 11 + 12)
1. 2011 + Prior.....	506,000	640,261	1,146,261	36,252	3,091	39,343	488,864	3,512	607,678	1,100,054	19,116	(25,980)	(6,863)
2. 2012.....	98,240	145,507	243,746	16,626	1,015	17,641	90,697	2,075	131,197	223,969	9,084	(11,219)	(2,136)
3. Subtotals 2012 + Prior.....	604,239	785,768	1,390,007	52,878	4,107	56,984	579,562	5,587	738,876	1,324,024	28,200	(37,199)	(8,999)
4. 2013.....	124,866	238,924	363,790	39,808	7,309	47,117	112,067	5,635	195,403	313,105	27,009	(30,577)	(3,568)
5. Subtotals 2013 + Prior.....	729,105	1,024,692	1,753,797	92,686	11,415	104,101	691,629	11,222	934,278	1,637,129	55,209	(67,776)	(12,566)
6. 2014.....	XXX	XXX	XXX	XXX	38,511	38,511	XXX	32,463	80,016	112,479	XXX	XXX	XXX
7. Totals.....	729,105	1,024,692	1,753,797	92,686	49,926	142,612	691,629	43,685	1,014,295	1,749,608	55,209	(67,776)	(12,566)
8. Prior Year-End's Surplus As Regards Policyholders	1,234,781										Col. 11, Line 7 As % of Col. 1, Line 7	Col. 12, Line 7 As % of Col. 2, Line 7	Col. 13, Line 7 As % of Col. 3, Line 7
											1.7.6 %	2.(6.6)%	3.(0.7)%
													Col. 13, Line 7 Line 8
													4.(1.0)%

Q14

SUPPLEMENTAL EXHIBITS AND SCHEDULES INTERROGATORIES

The following supplemental reports are required to be filed as part of your statement filing. However, in the event that your company does not transact the type of business for which the special report must be filed, your response of NO to the specific interrogatory will be accepted in lieu of filing a "NONE" report and a bar code will be printed below. If the supplement is required of your company but is not being filed for whatever reason, enter SEE EXPLANATION and provide an explanation following the interrogatory questions.

	Response
1. Will the Trusteed Surplus Statement be filed with the state of domicile and the NAIC with this statement?	NO _____
2. Will Supplement A to Schedule T (Medical Professional Liability Supplement) be filed with this statement?	NO _____
3. Will the Medicare Part D Coverage Supplement be filed with the state of domicile and the NAIC with this statement?	NO _____
4. Will the Director and Officer Supplement be filed with the state of domicile and the NAIC with this statement?	NO _____

Explanation:

- 1.
- 2.
- 3.
- 4.

Bar Code:



Overflow Page for Write-Ins

Additional Write-ins for Assets:

	Current Statement Date			4 December 31, Prior Year Net Admitted Assets
	1 Assets	2 Nonadmitted Assets	3 Net Admitted Assets (Cols. 1 - 2)	
2504. State surcharges receivable.....	2,363,215	0	2,363,215	2,280,911
2505. Assumed reinsurance receivable and payable.....	305	0	305	(2,464)
2506. Suspense, undistributed payments.....	234	0	234	(518)
2507. Other assets nonadmitted.....	395,284	395,284	0	0
2597. Summary of remaining write-ins for Line 25.....	2,759,037	395,284	2,363,753	2,277,929

Additional Write-ins for Statement of Income:

	1 Current Year to Date	2 Prior Year to Date	3 Prior Year Ended December 31
1404. Fines and penalties of regulatory authorities.....	(27,388)	(3,732)	(17,021)
1497. Summary of remaining write-ins for Line 14.....	(27,388)	(3,732)	(17,021)

THE STANDARD FIRE INSURANCE COMPANY
SCHEDULE A - VERIFICATION

Real Estate

	1 Year to Date	2 Prior Year Ended December 31
1. Book/adjusted carrying value, December 31 of prior year.....	0	3,966,007
2. Cost of acquired:		
2.1 Actual cost at time of acquisition.....	0	0
2.2 Additional investment made after acquisition.....	0	0
3. Current year change in encumbrances.....	0	0
4. Total gain (loss) on disposals.....	0	(3,056,931)
5. Deduct amounts received on disposals.....	0	719,733
6. Total foreign exchange change in book/adjusted carrying value.....	0	0
7. Deduct current year's other than temporary impairment recognized.....	0	0
8. Deduct current year's depreciation.....	0	189,344
9. Book/adjusted carrying value at end of current period (Lines 1+2+3+4-5+6-7-8).....	0	0
10. Deduct total nonadmitted amounts.....	0	0
11. Statement value at end of current period (Line 9 minus Line 10).....	0	0

SCHEDULE B - VERIFICATION

Mortgage Loans

	1 Year to Date	2 Prior Year Ended December 31
1. Book value/recorded investment excluding accrued interest, December 31 of prior year.....	0	0
2. Cost of acquired:		
2.1 Actual cost at time of acquisition.....	0	0
2.2 Additional investment made after acquisition.....	0	0
3. Capitalized deferred interest and other.....	0	0
4. Accrual of discount.....	0	0
5. Unrealized valuation increase (decrease).....	0	0
6. Total gain (loss) on disposals.....	0	0
7. Deduct amounts received on disposals.....	0	0
8. Deduct amortization of premium and mortgage interest points and commitment fees.....	0	0
9. Total foreign exchange change in book value/recorded investment excluding accrued interest.....	0	0
10. Deduct current year's other than temporary impairment recognized.....	0	0
11. Book value/recorded investment excluding accrued interest at end of current period (Lines 1+2+3+4+5+6-7-8+9-10).....	0	0
12. Total valuation allowance.....	0	0
13. Subtotal (Line 11 plus Line 12).....	0	0
14. Deduct total nonadmitted amounts.....	0	0
15. Statement value at end of current period (Line 13 minus Line 14).....	0	0

NONE

SCHEDULE BA - VERIFICATION

Other Long-Term Invested Assets

	1 Year to Date	2 Prior Year Ended December 31
1. Book/adjusted carrying value, December 31 of prior year.....	255,092,110	209,862,844
2. Cost of acquired:		
2.1 Actual cost at time of acquisition.....	0	1,706,533
2.2 Additional investment made after acquisition.....	4,686,322	40,824,732
3. Capitalized deferred interest and other.....	0	0
4. Accrual of discount.....	0	0
5. Unrealized valuation increase (decrease).....	14,536,972	11,096,967
6. Total gain (loss) on disposals.....	0	0
7. Deduct amounts received on disposals.....	1,303,608	8,165,765
8. Deduct amortization of premium and depreciation.....	18,535	56,783
9. Total foreign exchange change in book/adjusted carrying value.....	0	0
10. Deduct current year's other than temporary impairment recognized.....	61,299	176,418
11. Book/adjusted carrying value at end of current period (Lines 1+2+3+4+5+6-7-8+9-10).....	272,931,961	255,092,110
12. Deduct total nonadmitted amounts.....	20,521,465	20,335,246
13. Statement value at end of current period (Line 11 minus Line 12).....	252,410,496	234,756,864

SCHEDULE D - VERIFICATION

Bonds and Stocks

	1 Year to Date	2 Prior Year Ended December 31
1. Book/adjusted carrying value of bonds and stocks, December 31 of prior year.....	2,829,267,640	2,761,960,448
2. Cost of bonds and stocks acquired.....	66,849,147	320,322,624
3. Accrual of discount.....	341,116	1,549,716
4. Unrealized valuation increase (decrease).....	18,267,483	35,702,138
5. Total gain (loss) on disposals.....	307,375	3,716,350
6. Deduct consideration for bonds and stocks disposed of.....	89,762,667	276,637,491
7. Deduct amortization of premium.....	3,482,712	14,337,372
8. Total foreign exchange change in book/adjusted carrying value.....	0	0
9. Deduct current year's other than temporary impairment recognized.....	0	3,008,773
10. Book/adjusted carrying value at end of current period (Lines 1+2+3+4+5-6-7+8-9).....	2,821,787,383	2,829,267,640
11. Deduct total nonadmitted amounts.....	0	0
12. Statement value at end of current period (Line 10 minus Line 11).....	2,821,787,383	2,829,267,640

SCHEDULE D - PART 1B

Showing the Acquisitions, Dispositions and Non-Trading Activity
During the Current Quarter for all Bonds and Preferred Stock by NAIC Designation

NAIC Designation	1 Book/Adjusted Carrying Value Beginning of Current Quarter	2 Acquisitions During Current Quarter	3 Dispositions During Current Quarter	4 Non-Trading Activity During Current Quarter	5 Book/Adjusted Carrying Value End of First Quarter	6 Book/Adjusted Carrying Value End of Second Quarter	7 Book/Adjusted Carrying Value End of Third Quarter	8 Book/Adjusted Carrying Value December 31 Prior Year
BONDS								
1. NAIC 1 (a).....	2,016,317,477	390,094,195	429,553,311	(1,914,536)	1,974,943,825	0	0	2,016,317,477
2. NAIC 2 (a).....	285,932,451	15,002,450	14,400,041	(1,236,482)	285,298,378	0	0	285,932,451
3. NAIC 3 (a).....	54,725,767	13,802,285	9,027,359	(986,667)	58,514,025	0	0	54,725,767
4. NAIC 4 (a).....	24,393,432	2,489,637	2,544,852	(73,698)	24,264,521	0	0	24,393,432
5. NAIC 5 (a).....	3,236,305	0	73,283	(256,125)	2,906,897	0	0	3,236,305
6. NAIC 6 (a).....	0	0	0	273,000	273,000	0	0	0
7. Total Bonds.....	2,384,605,433	421,388,567	455,598,846	(4,194,508)	2,346,200,646	0	0	2,384,605,433
PREFERRED STOCK								
8. NAIC 1.....	0	0	0	0	0	0	0	0
9. NAIC 2.....	607,637	0	0	21,483	629,120	0	0	607,637
10. NAIC 3.....	0	0	0	0	0	0	0	0
11. NAIC 4.....	0	0	0	0	0	0	0	0
12. NAIC 5.....	0	0	0	0	0	0	0	0
13. NAIC 6.....	0	0	0	0	0	0	0	0
14. Total Preferred Stock.....	607,637	0	0	21,483	629,120	0	0	607,637
15. Total Bonds and Preferred Stock.....	2,385,213,070	421,388,567	455,598,846	(4,173,025)	2,346,829,766	0	0	2,385,213,070

QS102

(a) Book/Adjusted Carrying Value column for the end of the current reporting period includes the following amount of non-rated short-term and cash equivalent bonds by NAIC designation:
NAIC 1 \$.....0; NAIC 2 \$.....0; NAIC 3 \$.....0; NAIC 4 \$.....0; NAIC 5 \$.....0; NAIC 6 \$.....0.

SCHEDULE DA - PART 1

Short-Term Investments

	1 Book/Adjusted Carrying Value	2 Par Value	3 Actual Cost	4 Interest Collected Year To Date	5 Paid for Accrued Interest Year To Date
9199999.....63,426,989XXX.....63,426,9892,3950

SCHEDULE DA - VERIFICATION

Short-Term Investments

	1 Year to Date	2 Prior Year Ended December 31
1. Book/adjusted carrying value, December 31 of prior year.....64,531,1228,272,698
2. Cost of short-term investments acquired.....344,039,4202,439,256,371
3. Accrual of discount.....00
4. Unrealized valuation increase (decrease).....00
5. Total gain (loss) on disposals.....00
6. Deduct consideration received on disposals.....345,143,5542,382,997,947
7. Deduct amortization of premium.....00
8. Total foreign exchange change in book/adjusted carrying value.....00
9. Deduct current year's other than temporary impairment recognized.....00
10. Book/adjusted carrying value at end of current period (Lines 1+2+3+4+5-6-7+8-9).....63,426,98964,531,122
11. Deduct total nonadmitted amounts.....00
12. Statement value at end of current period (Line 10 minus Line 11).....63,426,98964,531,122

**Sch. DB-Pt A-Verification
NONE**

**Sch. DB-Pt B-Verification
NONE**

**Sch. DB-Pt C-Sn 1
NONE**

**Sch. DB-Pt C-Sn 2
NONE**

**Sch. DB-Verification
NONE**

THE STANDARD FIRE INSURANCE COMPANY
SCHEDULE E- VERIFICATION
 Cash Equivalents

	1 Year to Date	2 Prior Year Ended December 31
1. Book/adjusted carrying value, December 31 of prior year.....	10,500,000	0
2. Cost of cash equivalents acquired.....	10,500,000	21,000,000
3. Accrual of discount.....	0	0
4. Unrealized valuation increase (decrease).....	0	0
5. Total gain (loss) on disposals.....	0	0
6. Deduct consideration received on disposals.....	21,000,000	10,500,000
7. Deduct amortization of premium.....	0	0
8. Total foreign exchange change in book/ adjusted carrying value.....	0	0
9. Deduct current year's other than temporary impairment recognized.....	0	0
10. Book/adjusted carrying value at end of current period (Lines 1+2+3+4+5-6-7+8-9).....	0	10,500,000
11. Deduct total nonadmitted amounts.....	0	0
12. Statement value at end of current period (Line 10 minus Line 11).....	0	10,500,000

**Sch. A-Pt 2
NONE**

**Sch. A-Pt 3
NONE**

**Sch. B-Pt 2
NONE**

**Sch. B-Pt 3
NONE**

SCHEDULE BA - PART 2

Showing Other Long-Term Invested Assets ACQUIRED AND ADDITIONS MADE During the Current Quarter

1 CUSIP Identification	2 Name or Description	Location		5 Name of Vendor or General Partner	6 NAIC Design- ation	7 Date Originally Acquired	8 Type and Strategy	9 Actual Cost at Time of Acquisition	10 Additional Investment Made After Acquisition	11 Amount of Encumbrances	12 Commitment for Additional Investment	13 Percentage of Ownership
		3 City	4 State									
Joint Venture or Partnership Interests That Have Underlying Characteristics of Common Stocks - Unaffiliated												
	American Industrial Partners Capital Fund III, L.P.....	San Francisco.....	CA.....	American Industrial Partners.....		02/18/2000.....	3	0	515	0	124,327	0.7
	Blackstone Capital Partners V L.P.....	New York.....	NY.....	Blackstone Group.....		12/07/2005.....	3	0	48,902	0	1,441,683	0.1
	Chartwell Investors II, L.P.....	New York.....	NY.....	Chartwell Managers.....		02/03/1999.....	3	0	524	0	47	0.2
	Excellere Capital Fund II, L.P.....	Denver.....	CO.....	Excellere Partners.....		12/15/2010.....	3	0	1,720,416	0	15,206,692	4.0
	RRE Ventures V, L.P.....	New York.....	NY.....	RRE Ventures.....		08/02/2011.....	1	0	381,209	0	7,519,845	5.7
	Thompson Street Capital Partners III, L.P.....	St. Louis.....	MO.....	Thompson Street Capital Partners.....		08/04/2011.....	3	0	98,564	0	9,679,209	4.0
	VMG Partners II, L.P.....	San Francisco.....	CA.....	VMG Equity Partners.....		06/15/2011.....	3	0	242,064	0	9,488,213	5.4
	VS&A Communications Partners III, L.P.....	New York.....	NY.....	VS&A Communications Partners.....		04/01/1999.....	3	0	175	0	322	0.1
1599999. Total - Joint Venture or Partnership Interests That Have Underlying Characteristics of Common Stocks - Unaffiliated.....								0	2,492,369	0	43,460,338	XXX.....
Joint Venture or Partnership Interests That Have Underlying Characteristics of Other - Unaffiliated												
	CI Capital Investors II, L.P.....	New York.....	NY.....	CI Capital Partners LLC.....		11/23/2010.....	3	0	117,551	0	7,568,888	2.4
	Cohesive Capital Partners, L.P.....	New York.....	NY.....	Cohesive Capital Partners.....		11/15/2010.....	3	0	1,472,061	0	10,928,709	12.6
	Global Infrastructure Partners II-A, L.P.....	New York.....	NY.....	Global Infrastructure Partners.....		12/03/2011.....	0	0	116,149	0	18,123,508	1.0
	Gridiron Capital Fund II, L.P.....	New Caanan.....	CT.....	Gridiron Capital.....		05/23/2011.....	3	0	81,082	0	6,961,864	3.5
	Level Equity Growth Partners I, L.P.....	New York.....	NY.....	Level Equity Management LLC.....		04/06/2011.....	0	0	161,538	0	4,457,576	9.1
	Monomoy Capital Partners II, L.P.....	New York.....	NY.....	Monomoy Capital Partners.....		09/17/2010.....	0	0	59,692	0	12,878,336	3.0
	Snow Phipps II, L.P.....	New York.....	NY.....	Snow Phipps Group LLC.....		03/04/2011.....	3	0	185,879	0	7,830,184	1.7
2199999. Total - Joint Venture or Partnership Interests That Have Underlying Characteristics of Other - Unaffiliated.....								0	2,193,953	0	68,749,064	XXX.....
4499999. Subtotal - Unaffiliated.....								0	4,686,322	0	112,209,401	XXX.....
4699999. Totals.....								0	4,686,322	0	112,209,401	XXX.....

QE03

SCHEDULE BA - PART 3

Showing Other Long-Term Invested Assets DISPOSED, Transferred or Repaid During the Current Quarter

1 CUSIP Identification	2 Name or Description	Location		5 Name of Purchaser or Nature of Disposal	6 Date Originally Acquired	7 Disposal Date	8 Book/Adjusted Carrying Value Less Encumbrances, Prior Year	Changes in Book/Adjusted Carrying Value						15 Book/Adjusted Carrying Value Less Encumbrances on Disposal	16 Consideration	17 Foreign Exchange Gain (Loss) on Disposal	18 Realized Gain (Loss) on Disposal	19 Total Gain (Loss) on Disposal	20 Investment Income
		3 City	4 State					9 Unrealized Valuation Increase (Decrease)	10 Current Year's (Depreciation) or (Amortization)/ Accretion	11 Current Year's Other Than Temporary Impairment Recognized	12 Capitalized Deferred Interest and Other	13 Total Change in B./A.C.V (9+10-11+12)	14 Total Foreign Exchange Change in B./A.C.V.						
Joint Venture or Partnership Interests That Have Underlying Characteristics of Common Stocks - Unaffiliated																			
	Catterton Partners IV, L.P.....	Greenwich.....	CT...	Distribution.....	09/27/1999	01/14/2014	27,515	0	0	0	0	0	0	27,515	27,515	0	0	0	0
	Excellere Capital Fund II, L.P.....	Denver.....	CO...	Distribution.....	12/15/2010	03/31/2014	560,817	0	0	0	0	0	0	560,817	560,817	0	0	0	0
	Greenwich Street Capital Partners II, L.P.....	Florham Park.....	NJ....	Distribution.....	12/29/2000	01/09/2014	1,977	0	0	0	0	0	0	1,977	1,977	0	0	0	0
	Maplewood Equity Partners LP.....	Coral Gables.....	FL....	Distribution.....	06/24/1999	03/31/2014	49,902	0	0	61,299	0	(61,299)	0	(11,397)	(11,397)	0	0	0	0
	Pomona Capital IV, L.P.....	New York.....	NY....	Distribution.....	07/12/1999	03/31/2014	5,728	0	0	0	0	0	0	5,728	5,728	0	0	0	0
	VS&A Communications Partners III, L.P.....	New York.....	NY....	Distribution.....	04/01/1999	03/21/2014	53,758	0	0	0	0	0	0	53,758	53,758	0	0	0	0
1599999. Total - Joint Venture or Partnership Interests That Have Underlying Characteristics of Common Stocks - Unaffiliated.....								699,697	0	61,299	0	(61,299)	0	638,398	638,398	0	0	0	0
Joint Venture or Partnership Interests That Have Underlying Characteristics of Real Estate - Unaffiliated																			
	AEW Partners V, L.P.....	Boston.....	MA...	Distribution.....	07/31/2005	02/17/2014	108,613	0	0	0	0	0	0	108,613	108,613	0	0	0	0
1799999. Total - Joint Venture or Partnership Interests That Have Underlying Characteristics of Real Estate - Unaffiliated.....								108,613	0	0	0	0	0	108,613	108,613	0	0	0	0
Joint Venture or Partnership Interests That Have Underlying Characteristics of Real Estate - Affiliated																			
	Oregon Evergreen Investor I, LLC.....	Wilmington.....	DE...	Return of Capital.....	03/02/2011	03/31/2014	300,000	0	0	0	0	0	0	300,000	300,000	0	0	0	0

SCHEDULE BA - PART 3

Showing Other Long-Term Invested Assets DISPOSED, Transferred or Repaid During the Current Quarter

1 CUSIP Identification	2 Name or Description	Location		5 Name of Purchaser or Nature of Disposal	6 Date Originally Acquired	7 Disposal Date	8 Book/Adjusted Carrying Value Less Encumbrances, Prior Year	Changes in Book/Adjusted Carrying Value						15 Book/Adjusted Carrying Value Less Encumbrances on Disposal	16 Consideration	17 Foreign Exchange Gain (Loss) on Disposal	18 Realized Gain (Loss) on Disposal	19 Total Gain (Loss) on Disposal	20 Investment Income	
		3 City	4 State					9 Unrealized Valuation Increase (Decrease)	10 Current Year's (Depreciation) or (Amortization)/ Accretion	11 Current Year's Other Than Temporary Impairment Recognized	12 Capitalized Deferred Interest and Other	13 Total Change in B./A.C.V. (9+10-11+12)	14 Total Foreign Exchange Change in B./A.C.V.							
1899999. Total - Joint Venture or Partnership Interests That Have Underlying Characteristics of Real Estate - Affiliated.....								300,000	0	0	0	0	0	0	300,000	300,000	0	0	0	0
Joint Venture or Partnership Interests That Have Underlying Characteristics of Other - Unaffiliated																				
	Cohesive Capital Partners, L.P.....	New York.....	NY...	Distribution.....	11/15/2010	03/17/2014	219,097	0	0	0	0	0	0	219,097	219,097	0	0	0	0	
	Sheridan Production Partners II-A, L.P.....	Houston.....	TX...	Distribution.....	09/30/2010	01/31/2014	37,500	0	0	0	0	0	0	37,500	37,500	0	0	0	0	
2199999. Total - Joint Venture or Partnership Interests That Have Underlying Characteristics of Other - Unaffiliated.....								256,597	0	0	0	0	0	256,597	256,597	0	0	0	0	
4499999. Subtotal - Unaffiliated.....								1,064,907	0	0	61,299	0	(61,299)	1,003,608	1,003,608	0	0	0	0	
4599999. Subtotal - Affiliated.....								300,000	0	0	0	0	0	300,000	300,000	0	0	0	0	
4699999. Totals.....								1,364,907	0	0	61,299	0	(61,299)	1,303,608	1,303,608	0	0	0	0	

QE03.1

SCHEDULE D - PART 3

Show all Long-Term Bonds and Stock Acquired During the Current Quarter

1 CUSIP Identification	2 Description	3 Foreign	4 Date Acquired	5 Name of Vendor	6 Number of Shares of Stock	7 Actual Cost	8 Par Value	9 Paid for Accrued Interest and Dividends	10 NAIC Designation or Market Indicator (a)
Bonds - U.S. Political Subdivisions of States, Territories and Possessions									
30382A BQ 4	FAIRFAX CO GEN OBLIG REF 4.000 2031 10.....		...01/23/2014	CITIGROUP GLOBAL MARKETS.....	5,174,0505,000,0000	1FE.....
478700 T5 6	JOHNSON CO USD #229 GO S 3.750 2030 10.....		...01/13/2014	CITIGROUP GLOBAL MARKETS.....	2,934,1912,900,0004,531	1FE.....
478700 T6 4	JOHNSON CO USD #229 GO S 3.750 2031 10.....		...01/13/2014	CITIGROUP GLOBAL MARKETS.....	3,040,4583,025,0004,727	1FE.....
2499999	Total Bonds - U.S. Political Subdivisions of States, Territories and Possessions.....				11,148,69910,925,0009,258XXX.....
Bonds - U.S. Special Revenue and Special Assessment									
646065 7Y 2	NEW JERSEY EDL FACS (PRI) 4.000 2029 07.....		...01/08/2014	BAS-MERRILL LYNCH.....	5,195,0505,000,0000	1FE.....
3199999	Total Bonds - U.S. Special Revenue and Special Assessment.....				5,195,0505,000,0000XXX.....
Bonds - Industrial and Miscellaneous									
023135 AJ 5	AMAZON.COM INC 2.500 2022 11.....		...01/02/2014	WELLS FARGO SECURITIES.....	911,8801,000,0002,639	2FE.....
000000 00 0	ARAMARK CORP EXT TLE 3.250 2019 09.....		...02/24/2014	EXCHANGED.....	2,489,6372,500,0000	4FE.....
000000 00 0	AUTOLIV ASP INC 3.510 2021 04.....	R.....	...03/12/2014	HSBC.....	3,000,0003,000,0000	2Z.....
20035C AB 6	COMERICA BANK 5.200 2017 08.....		...03/03/2014	PIERPONT SECURITIES.....	279,818250,000506	1FE.....
202795 JC 5	COMMONWEALTH EDISON 2.150 2019 01.....		...01/06/2014	J P MORGAN CHASE SECURITIES INC.....	997,7801,000,0000	1FE.....
209111 EZ 2	CONSOLIDATED EDISON CO O 4.450 2020 06.....		...01/22/2014	GOLDMAN SACHS & CO.....	2,075,0691,893,0009,828	1FE.....
29364D AS 9	ENTERGY ARKANSAS 3.700 2024 06.....		...03/10/2014	WELLS FARGO SECURITIES.....	999,2801,000,0000	1FE.....
26875P AL 5	EOG RESOURCES INC 2.450 2020 04.....		...03/18/2014	J P MORGAN CHASE SECURITIES INC.....	998,4401,000,0000	1FE.....
30231G AC 6	EXXON MOBIL CORP 3.176 2024 03.....		...03/17/2014	MORGAN STANLEY.....	2,000,0002,000,0000	1FE.....
345397 WP 4	FORD MOTOR CREDIT 2.375 2019 03.....		...03/05/2014	BARCLAYS CAPITAL INC.....	996,2101,000,0000	2FE.....
369604 BG 7	GENERAL ELECTRIC COMPANY 3.375 2024 03.....		...03/06/2014	BARCLAYS CAPITAL INC.....	990,6101,000,0000	1FE.....
000000 00 0	JAH TL B1 2.902 2020 09.....		...03/05/2014	BARCLAYS CAPITAL INC.....	4,025,0004,000,0000	3FE.....
46625H JT 8	JP MORGAN CHASE 3.875 2024 02.....		...01/21/2014	J P MORGAN CHASE SECURITIES INC.....	1,988,8402,000,0000	1FE.....
000000 00 0	KAR AUCTION SERVICES TLB 2.687 2017 03.....		...03/11/2014	EXCHANGED.....	3,996,7224,000,0000	3FE.....
000000 00 0	MANITOWOC TLB 3.250 2021 01.....		...01/13/2014	J P MORGAN CHASE SECURITIES INC.....	3,017,5003,000,0000	3FE.....
609207 AB 1	MONDELEZ INT INC 4.000 2024 02.....		...01/09/2014	ROYAL BANK OF SCOTLAND.....	998,9201,000,0000	2FE.....
61166W AH 4	MONSANTO CO 2.200 2022 07.....		...01/08/2014	BARCLAYS CAPITAL INC.....	909,3001,000,00010,878	1FE.....
66989H AG 3	NOVARTIS CAPITAL 3.400 2024 05.....	R.....	...02/18/2014	GOLDMAN SACHS & CO.....	992,8701,000,0000	1FE.....
68235P AB 4	ONE GAS INC (144A) 3.610 2024 02.....		...01/13/2014	MORGAN STANLEY.....	1,000,0001,000,0000	1FE.....
693656 A@ 9	PVH CORP TLB 3.250 2020 02.....		...03/28/2014	BARCLAYS CAPITAL INC.....	1,753,1251,750,0000	3FE.....
000000 00 0	SBAC TL B 1L 3.250 2021 03.....		...02/05/2014	CITIGROUP GLOBAL MARKETS.....	498,750500,0000	3FE.....
000000 00 0	SBAC TL B-DD 1L 3.250 2021 03.....		...02/05/2014	CITIGROUP GLOBAL MARKETS.....	498,750500,0000	3FE.....
83379# AB 1	SODEXO INC SER B 3.440 2021 03.....	R.....	...01/24/2014	ROYAL BANK OF SCOTLAND.....	3,000,0003,000,0000	2Z.....
86787E AP 2	SUNTRUST BANKS 1.350 2017 02.....		...01/21/2014	SUNTRUST.....	999,9101,000,0000	2FE.....
883203 BU 4	TEXTRON INC 4.300 2024 03.....		...01/23/2014	CITIGROUP GLOBAL MARKETS.....	998,0101,000,0000	2FE.....
907818 DW 5	UNION PACIFIC CO 2.250 2019 02.....		...01/07/2014	CREDIT SUISSE FIRST BOSTON.....	998,6901,000,0000	2FE.....
958254 AC 8	WESTERN GAS 2.600 2018 08.....		...03/12/2014	ROYAL BANK OF SCOTLAND.....	1,010,8901,000,0002,311	2FE.....
97381W C@ 1	WINDSTREAM CORP TLB5 3.500 2019 08.....		...01/02/2014	J P MORGAN CHASE SECURITIES INC.....	12,43812,5000	3FE.....
73755L AL 1	POTASH CORP 3.625 2024 03.....	A.....	...03/04/2014	BAS-MERRILL LYNCH.....	991,1101,000,0000	1FE.....
00084D AG 5	ABN AMRO BANK NV (144A) 2.500 2018 10.....	F.....	...01/13/2014	GOLDMAN SACHS & CO.....	1,002,8901,000,0005,625	1FE.....
05253J AE 1	AUST & NZ BANKING GRP NY 1.250 2017 01.....	F.....	...01/06/2014	MORGAN STANLEY.....	999,9401,000,0000	1FE.....

QE04

SCHEDULE D - PART 3

Show all Long-Term Bonds and Stock Acquired During the Current Quarter

1 CUSIP Identification	2 Description	3 Foreign	4 Date Acquired	5 Name of Vendor	6 Number of Shares of Stock	7 Actual Cost	8 Par Value	9 Paid for Accrued Interest and Dividends	10 NAIC Designation or Market Indicator (a)
65504L AC 1	NOBLE HLDG INTL 4.900 2020 08.....	F.....	...02/25/2014	NOMURA SECURITIES INTL.....	1,087,9401,000,0003,675	2FE.....
71656L AW 1	PETROLEOS MEXICANOS (144 3.125 2019 01.....	F.....	...01/15/2014	DEUTSCHE BANC.....	1,000,0001,000,0000	2FE.....
21688A AA 0	RABOBANK NEDERLAND 2.250 2019 01.....	F.....	...01/07/2014	GOLDMAN SACHS & CO.....	994,2801,000,0000	1FE.....
87020P AD 9	SWEDBANK AB (144A) 2.375 2019 02.....	F.....	...02/20/2014	CITIGROUP GLOBAL MARKETS.....	998,3101,000,0000	1FE.....
89153V AL 3	TOTAL CAPITAL INTERNATIO 3.750 2024 04.....	F.....	...01/08/2014	BARCLAYS CAPITAL INC.....	992,4901,000,0000	1FE.....
3899999	Total Bonds - Industrial and Miscellaneous.....				50,505,39950,405,50035,461	XXX.....
8399997	Total Bonds - Part 3.....				66,849,14766,330,50044,719	XXX.....
8399999	Total Bonds.....				66,849,14766,330,50044,719	XXX.....
9999999	Total Bonds, Preferred and Common Stocks.....				66,849,147XXX44,719	XXX.....

(a) For all common stock bearing the NAIC market indicator "U" provide: the number of such issues:.....0.

QE04.1

SCHEDULE D - PART 4

Show All Long-Term Bonds and Stock Sold, Redeemed or Otherwise Disposed of During the Current Quarter

1 CUSIP Identification	2 Description	3 F o r e i g n	4 Disposal Date	5 Name of Purchaser	6 Number of Shares of Stock	7 Consideration	8 Par Value	9 Actual Cost	10 Prior Year Book/ Adjusted Carrying Value	Change in Book/Adjusted Carrying Value					16 Book/ Adjusted Carrying Value At Disposal Date	17 Foreign Exchange Gain (Loss) on Disposal	18 Realized Gain (Loss) on Disposal	19 Total Gain (Loss) on Disposal	20 Bond Interest/ Stocks Received During Year	21 Stated Contractual Maturity Date	22 NAIC Design- ation or Market Indicator (a)
										11 Unrealized Valuation Increase/ (Decrease)	12 Current Year's (Amortization)/ Accretion	13 Current Year's Other Than Temporary Impairment Recognized	14 Total Change in B./A.C.V. (11+12-13)	15 Total Foreign Exchange Change in B./A.C.V.							
Bonds - U.S. Government																					
36217G	CJ 4		03/15/2014	GNMA PASS TH #192773	8,500	656	656	686	665	0	(9)	0	(9)	0	656	0	0	0	9	06/15/2017	1
383739	MY 2		03/20/2014	GNR 2001-13 ZA CMO	6,500	98,800	98,800	94,773	96,342	0	2,458	0	2,458	0	98,800	0	0	0	994	03/20/2031	1
38373R	C9 8		03/15/2014	GNR 2001-49 Z CMO	7,000	313,986	313,986	313,706	313,172	0	814	0	814	0	313,986	0	0	0	3,112	10/16/2031	1
0599999. Total Bonds - U.S. Government						413,442	413,442	409,166	410,179	0	3,263	0	3,263	0	413,442	0	0	0	4,115	XXX	XXX
Bonds - U.S. States, Territories and Possessions																					
574192	WQ 9		02/01/2014	MARYLAND GENERAL OBLIG 5.000		3,000,000	3,000,000	3,348,660	3,003,478	0	(3,478)	0	(3,478)	0	3,000,000	0	0	0	75,000	02/01/2014	1FE
658256	QG 0		03/01/2014	NORTH CAROLINA GENERAL 5.000		10,000,000	10,000,000	10,376,900	10,012,301	0	(12,301)	0	(12,301)	0	10,000,000	0	0	0	250,000	03/01/2020	1FE
1799999. Total Bonds - U.S. States, Territories and Possessions						13,000,000	13,000,000	13,725,560	13,015,779	0	(15,779)	0	(15,779)	0	13,000,000	0	0	0	325,000	XXX	XXX
Bonds - U.S. Political Subdivisions of States, Territories and Possessions																					
114889	TP 3		01/01/2014	BROWARD CO PARKS & LAN 5.000		5,000,000	5,000,000	5,256,350	5,000,000	0	0	0	0	5,000,000	0	0	0	125,000	01/01/2024	1FE	
208417	7F 6		02/15/2014	CONROE ISD GO S2004 (P 5.000		2,690,000	2,690,000	2,887,016	2,697,862	0	(7,862)	0	(7,862)	0	2,690,000	0	0	0	67,250	02/15/2022	1FE
262633	EY 2		01/01/2014	DUPAGE CO GO S93 5.600		510,000	510,000	588,826	549,520	0	(39,520)	0	(39,520)	0	510,000	0	0	0	14,280	01/01/2021	1FE
584002	GB 9		02/01/2014	MECKLENBURG CO GENERAL 5.000		3,575,000	3,575,000	4,081,149	3,579,771	0	(4,771)	0	(4,771)	0	3,575,000	0	0	0	89,375	02/01/2014	1FE
59656N	DA 7		01/15/2014	MIDDLESEX CO GENERAL O 5.000		4,570,000	4,570,000	4,964,985	4,571,791	0	(1,791)	0	(1,791)	0	4,570,000	0	0	0	114,250	01/15/2016	1FE
2499999. Total Bonds - U.S. Political Subdivisions of States, Territories and Possessions						16,345,000	16,345,000	17,778,325	16,398,943	0	(53,943)	0	(53,943)	0	16,345,000	0	0	0	410,155	XXX	XXX
Bonds - U.S. Special Revenue and Special Assessment																					
130178	NH 5		03/15/2014	CALIFORNIA ED FAC AUTH 5.000		3,000,000	3,000,000	3,293,490	3,011,007	0	(11,007)	0	(11,007)	0	3,000,000	0	0	0	75,000	03/15/2014	1FE
160429	RB 4		01/01/2014	CHARLESTON WTRWRKS & S 5.000		1,000,000	1,000,000	1,097,540	1,000,000	0	0	0	0	1,000,000	0	0	0	25,000	01/01/2014	1FE	
349515	CY 0		02/15/2014	FORT WORTH WATER & SEW 5.000		3,135,000	3,135,000	3,314,918	3,137,607	0	(2,607)	0	(2,607)	0	3,135,000	0	0	0	78,375	02/15/2021	1FE
349515	QT 6		02/15/2014	FORT WORTH WATER & SEW 5.000		2,385,000	2,385,000	2,555,217	2,387,513	0	(2,513)	0	(2,513)	0	2,385,000	0	0	0	59,625	02/15/2018	1FE
349515	QU 3		02/15/2014	FORT WORTH WATER & SEW 5.000		2,840,000	2,840,000	3,031,615	2,842,813	0	(2,813)	0	(2,813)	0	2,840,000	0	0	0	71,000	02/15/2019	1FE
60000*	AA 2		03/15/2014	MILL POND TWR NONPROFI 7.125		14,111	14,111	14,111	14,111	0	0	0	0	14,111	0	0	0	168	07/15/2020	5*	
646088	KX 1		01/01/2014	NEW JERSEY HWY GARDEN 5.500		4,000,000	4,000,000	4,621,160	4,000,000	0	0	0	0	4,000,000	0	0	0	110,000	01/01/2014	1	
64971Q	FT 5		03/06/2014	NEW YORK TRANS FIN AUT 5.250		50,000	50,000	54,099	50,000	0	0	0	0	50,000	0	0	0	1,568	02/01/2018	1FE	
05053*	AA 3		03/15/2014	AUBURN HSG DEV CORP S7 7.400		4,743	4,743	4,743	4,743	0	0	0	0	4,743	0	0	0	59	04/15/2021	5*	
31296L	B2 6		03/15/2014	FHLMC GOLD PASSTHRU 5.500		7,582	7,582	7,230	7,352	0	230	0	230	0	7,582	0	0	0	70	08/15/2033	1
31296L	QV 6		03/15/2014	FHLMC GOLD PASSTHRU 5.500		419	419	400	399	0	20	0	20	0	419	0	0	0	4	08/15/2033	1
31292H	X4 1		03/15/2014	FHLMC GOLD PASSTHRU 5.500		31,122	31,122	30,146	30,345	0	777	0	777	0	31,122	0	0	0	266	08/15/2033	1
31294K	Q7 3		03/15/2014	FHLMC GOLD PASSTHRU 5.000		137,361	137,361	139,465	138,013	0	(652)	0	(652)	0	137,361	0	0	0	1,135	05/15/2018	1
3128H3	W6 4		03/15/2014	FHLMC GOLD PASSTHRU 5.000		2,718	2,718	2,759	2,734	0	(17)	0	(17)	0	2,718	0	0	0	23	05/15/2018	1
3128H6	BP 8		03/15/2014	FHLMC GOLD PASSTHRU 5.000		527	527	535	529	0	(2)	0	(2)	0	527	0	0	0	4	07/15/2018	1
31283H	LP 8		03/15/2014	FHLMC GOLD PASSTHRU 6.000		392	392	404	407	0	(15)	0	(15)	0	392	0	0	0	3	06/15/2029	1
31283H	WY 7		03/15/2014	FHLMC GOLD PASSTHRU 5.500		10,201	10,201	9,881	9,931	0	270	0	270	0	10,201	0	0	0	89	06/15/2033	1
31283H	WZ 4		03/15/2014	FHLMC GOLD PASSTHRU 6.000		96,781	96,781	99,463	99,694	0	(2,913)	0	(2,913)	0	96,781	0	0	0	949	04/15/2033	1
31283Y	4Y 1		03/15/2014	FHLMC GOLD PASSTHRU 6.500		6,043	6,043	6,024	6,024	0	19	0	19	0	6,043	0	0	0	65	05/15/2028	1

QE05

SCHEDULE D - PART 4

Show All Long-Term Bonds and Stock Sold, Redeemed or Otherwise Disposed of During the Current Quarter

QE05.1

1	2	3	4	5	6	7	8	9	10	Change in Book/Adjusted Carrying Value					16	17	18	19	20	21	22
										11	12	13	14	15							
CUSIP Identification	Description	For e i g n	Disposal Date	Name of Purchaser	Number of Shares of Stock	Consideration	Par Value	Actual Cost	Prior Year Book/ Adjusted Carrying Value	Unrealized Valuation Increase/ (Decrease)	Current Year's (Amortization)/ Accretion	Current Year's Other Than Temporary Impairment Recognized	Total Change in B./A.C.V. (11+12-13)	Total Foreign Exchange Change in B./A.C.V.	Book/ Adjusted Carrying Value At Disposal Date	Foreign Exchange Gain (Loss) on Disposal	Realized Gain (Loss) on Disposal	Total Gain (Loss) on Disposal	Bond Interest/ Stock Dividends Received During Year	Stated Contractual Maturity Date	NAIC Designation or Market Indicator (a)
31283Y 4Z 8	FHLMC GOLD PASSTHRU 6.500		03/15/2014	PAID ON PRINCIPAL		458	458	457	456	0	2	0	2	0	458	0	0	0	5	05/15/2028	1
31283Y 5C 8	FHLMC GOLD PASSTHRU 6.500		03/15/2014	PAID ON PRINCIPAL		415	415	413	413	0	2	0	2	0	415	0	0	0	5	05/15/2028	1
3133TE FV 1	FHR 2065 Z CMO 6.500		03/17/2014	PAID ON PRINCIPAL		95,274	95,274	86,057	90,034	0	5,240	0	5,240	0	95,274	0	0	0	988	06/15/2028	1
3133TR MZ 5	FHR 2285 Z CMO 6.500		03/15/2014	PAID ON PRINCIPAL		151,553	151,553	143,449	147,821	0	3,732	0	3,732	0	151,553	0	0	0	1,633	02/15/2031	1
3133TR ZA 6	FHR 2292 Z CMO 6.500		03/15/2014	PAID ON PRINCIPAL		129,979	129,979	125,015	127,754	0	2,225	0	2,225	0	129,979	0	0	0	1,209	03/15/2031	1
31371F DT 6	FNMA PASS TH #250414 7.000		03/25/2014	PAID ON PRINCIPAL		396	396	391	392	0	4	0	4	0	396	0	0	0	3	12/25/2025	1
31371H K2 3	FNMA PASS TH #252413 6.500		03/25/2014	PAID ON PRINCIPAL		13,009	13,009	13,112	13,075	0	(66)	0	(66)	0	13,009	0	0	0	201	02/25/2029	1
31371K 5X 5	FNMA PASS TH #254762 5.000		03/25/2014	PAID ON PRINCIPAL		11,226	11,226	11,201	11,194	0	31	0	31	0	11,226	0	0	0	91	05/25/2023	1
31371L DM 8	FNMA PASS TH #254908 5.000		03/25/2014	PAID ON PRINCIPAL		60,282	60,282	60,677	60,407	0	(126)	0	(126)	0	60,282	0	0	0	480	09/25/2023	1
31371L EZ 8	FNMA PASS TH #254952 4.500		03/25/2014	PAID ON PRINCIPAL		11,720	11,720	11,746	11,706	0	14	0	14	0	11,720	0	0	0	85	11/25/2018	1
31374N QD 7	FNMA PASS TH #319152 7.000		03/25/2014	PAID ON PRINCIPAL		790	790	780	783	0	8	0	8	0	790	0	0	0	11	11/25/2025	1
31375A QB 8	FNMA PASS TH #329050 7.000		03/25/2014	PAID ON PRINCIPAL		137	137	135	135	0	1	0	1	0	137	0	0	0	2	11/25/2025	1
31375A XE 4	FNMA PASS TH #329277 7.000		03/25/2014	PAID ON PRINCIPAL		59	59	58	59	0	1	0	1	0	59	0	0	0	1	11/25/2025	1
31375E SM 4	FNMA PASS TH #332724 6.500		03/25/2014	PAID ON PRINCIPAL		60	60	56	57	0	2	0	2	0	60	0	0	0	1	12/25/2025	1
31378R S5 9	FNMA PASS TH #406540 6.500		03/25/2014	PAID ON PRINCIPAL		21	21	21	21	0	(0)	0	(0)	0	21	0	0	0	0	12/25/2027	1
313615 UQ 7	FNMA PASS TH #50991 6.500		03/25/2014	PAID ON PRINCIPAL		5,030	5,030	4,726	4,853	0	177	0	177	0	5,030	0	0	0	52	02/25/2024	1
31384H LW 1	FNMA PASS TH #524241 7.500		03/25/2014	PAID ON PRINCIPAL		30	30	31	34	0	(4)	0	(4)	0	30	0	0	0	0	12/25/2029	1
31384W NM 8	FNMA PASS TH #535996 7.500		03/25/2014	PAID ON PRINCIPAL		382	382	398	424	0	(42)	0	(42)	0	382	0	0	0	4	06/25/2031	1
31384W QJ 2	FNMA PASS TH #536057 7.500		03/25/2014	PAID ON PRINCIPAL		176	176	183	188	0	(12)	0	(12)	0	176	0	0	0	2	12/25/2030	1
31384Y JS 6	FNMA PASS TH #537673 7.500		03/25/2014	PAID ON PRINCIPAL		11	11	11	13	0	(2)	0	(2)	0	11	0	0	0	0	04/25/2030	1
31385A VP 9	FNMA PASS TH #538922 7.500		03/25/2014	PAID ON PRINCIPAL		270	270	282	301	0	(31)	0	(31)	0	270	0	0	0	3	06/25/2030	1
31385U JM 6	FNMA PASS TH #552968 7.500		03/25/2014	PAID ON PRINCIPAL		8	8	9	10	0	(1)	0	(1)	0	8	0	0	0	0	10/25/2030	1
31385X XA 0	FNMA PASS TH #556073 7.500		03/25/2014	PAID ON PRINCIPAL		114	114	118	124	0	(10)	0	(10)	0	114	0	0	0	1	09/25/2030	1
31386A HR 0	FNMA PASS TH #557440 7.500		03/25/2014	PAID ON PRINCIPAL		1	1	1	1	0	(0)	0	(0)	0	1	0	0	0	0	10/25/2030	1
31386C UE 0	FNMA PASS TH #559581 7.500		03/25/2014	PAID ON PRINCIPAL		115	115	120	130	0	(15)	0	(15)	0	115	0	0	0	1	12/25/2030	1
31386H XN 6	FNMA PASS TH #564185 7.500		03/25/2014	PAID ON PRINCIPAL		10	10	10	11	0	(1)	0	(1)	0	10	0	0	0	0	12/25/2030	1
31387W 2L 0	FNMA PASS TH #596679 6.500		03/25/2014	PAID ON PRINCIPAL		11,062	11,062	11,324	11,203	0	(142)	0	(142)	0	11,062	0	0	0	111	09/25/2031	1
31388D 5H 7	FNMA PASS TH #602148 5.500		03/25/2014	PAID ON PRINCIPAL		7,727	7,727	7,664	7,684	0	42	0	42	0	7,727	0	0	0	71	09/25/2016	1
31388R 4L 8	FNMA PASS TH #612927 5.500		03/25/2014	PAID ON PRINCIPAL		11,356	11,356	11,477	11,393	0	(37)	0	(37)	0	11,356	0	0	0	105	12/25/2016	1
31390Q R4 9	FNMA PASS TH #653107 5.500		03/25/2014	PAID ON PRINCIPAL		7,488	7,488	7,487	7,472	0	16	0	16	0	7,488	0	0	0	67	07/25/2017	1
31401B YE 9	FNMA PASS TH #703709 5.000		03/25/2014	PAID ON PRINCIPAL		37,378	37,378	37,781	37,449	0	(71)	0	(71)	0	37,378	0	0	0	307	02/25/2018	1
31402D GN 4	FNMA PASS TH #725705 5.000		03/25/2014	PAID ON PRINCIPAL		89,479	89,479	85,970	86,882	0	2,598	0	2,598	0	89,479	0	0	0	691	08/25/2034	1
31402E S3 3	FNMA PASS TH #726938 4.500		03/25/2014	PAID ON PRINCIPAL		11,719	11,719	11,294	11,425	0	293	0	293	0	11,719	0	0	0	55	08/25/2033	1
31402J ZY 6	FNMA PASS TH #730759 4.500		03/25/2014	PAID ON PRINCIPAL		36,725	36,725	35,394	35,820	0	905	0	905	0	36,725	0	0	0	208	08/25/2033	1
31402Q LF 6	FNMA PASS TH #734826 4.500		03/25/2014	PAID ON PRINCIPAL		17,306	17,306	16,678	16,873	0	433	0	433	0	17,306	0	0	0	137	08/25/2033	1
31403A 2X 2	FNMA PASS TH #743390 4.500		03/25/2014	PAID ON PRINCIPAL		8,868	8,868	8,888	8,860	0	8	0	8	0	8,868	0	0	0	67	11/25/2018	1

SCHEDULE D - PART 4

Show All Long-Term Bonds and Stock Sold, Redeemed or Otherwise Disposed of During the Current Quarter

1	2	3	4	5	6	7	8	9	10	Change in Book/Adjusted Carrying Value					16	17	18	19	20	21	22
										11	12	13	14	15							
CUSIP Identification	Description	For e i g n	Disposal Date	Name of Purchaser	Number of Shares of Stock	Consideration	Par Value	Actual Cost	Prior Year Book/ Adjusted Carrying Value	Unrealized Valuation Increase/ (Decrease)	Current Year's (Amortization)/ Accretion	Current Year's Other Than Temporary Impairment Recognized	Total Change in B./A.C.V. (11+12-13)	Total Foreign Exchange Change in B./A.C.V.	Book/ Adjusted Carrying Value At Disposal Date	Foreign Exchange Gain (Loss) on Disposal	Realized Gain (Loss) on Disposal	Total Gain (Loss) on Disposal	Bond Interest/ Stock Dividends Received During Year	Stated Contractual Maturity Date	NAIC Designation or Market Indicator (a)
31403C HG 9	FNMA PASS TH #744631 5.000		03/25/2014	PAID ON PRINCIPAL		24,576	24,576	24,441	24,459	0	117	0	117	0	24,576	0	0	0	183	10/25/2033	1.....
31403C MF 5	FNMA PASS TH #744758 4.500		03/25/2014	PAID ON PRINCIPAL		1,959	1,959	1,965	1,957	0	2	0	2	0	1,959	0	0	0	15	10/25/2018	1.....
31403L EA 5	FNMA PASS TH #751729 4.500		03/25/2014	PAID ON PRINCIPAL		1,097	1,097	1,100	1,095	0	1	0	1	0	1,097	0	0	0	8	11/25/2018	1.....
31403R BN 7	FNMA PASS TH #755245 4.500		03/25/2014	PAID ON PRINCIPAL		18,653	18,653	18,715	18,642	0	11	0	11	0	18,653	0	0	0	132	11/25/2018	1.....
31403R CK 2	FNMA PASS TH #755274 4.500		03/25/2014	PAID ON PRINCIPAL		14,045	14,045	14,076	14,031	0	14	0	14	0	14,045	0	0	0	94	12/25/2018	1.....
313921 B5 6	FNR 2001-59 Z CMO 7.000		03/25/2014	PAID ON PRINCIPAL		145,079	145,079	144,639	144,455	0	624	0	624	0	145,079	0	0	0	1,432	11/25/2031	1.....
31392B PT 7	FNR 2001-81 QG CMO 6.500		03/25/2014	PAID ON PRINCIPAL		157,896	157,896	157,945	157,593	0	303	0	303	0	157,896	0	0	0	1,694	01/25/2032	1.....
31392G EK 7	FNR 2002-90 A1 CMO 6.500		03/25/2014	PAID ON PRINCIPAL		10,057	10,057	10,464	10,461	0	(404)	0	(404)	0	10,057	0	0	0	104	06/25/2042	1.....
476595 AA 1	JERSEY CITY HSG FIN CO 7.400		03/01/2014	REDEEMED		54,429	54,429	54,429	54,429	0	0	0	0	0	54,429	0	0	0	673	12/01/2021	5*.....
938865 BM 3	WASHINGTON HSG DEV COR 7.250		03/01/2014	REDEEMED		13,054	13,054	13,054	13,054	0	0	0	0	0	13,054	0	0	0	158	03/01/2020	1.....
938865 BL 5	WASHINGTON HSG DEV COR 7.250		03/01/2014	REDEEMED		12,373	12,373	12,373	12,373	0	0	0	0	0	12,373	0	0	0	150	06/01/2020	1.....
938865 BN 1	WASHINGTON HSG DEV COR 6.770		02/03/2014	REDEEMED		41,843	41,843	41,843	41,843	0	0	0	0	0	41,843	0	0	0	1,416	02/01/2020	1.....
3199999. Total Bonds - U.S. Special Revenue and Special Assessment						17,937,690	17,937,690	19,471,655	17,943,071	0	(5,381)	0	(5,381)	0	17,937,690	0	0	0	436,064XXX...	...XXX...

QE052

Bonds - Industrial and Miscellaneous

018804 B@ 2	ALLIANT TECHSYSTEMS TL 3.500		03/31/2014	PAID ON PRINCIPAL		5,000	5,000	5,031	5,031	0	(31)	0	(31)	0	5,000	0	0	0	67	10/22/2020	2FE.....
032511 BD 8	ANADARKO PETROLEUM COR 7.625		03/15/2014	MATURED		1,000,000	1,000,000	997,000	999,505	0	495	0	495	0	1,000,000	0	0	0	38,125	03/15/2014	2FE.....
03759* AA 5	APEX TOOL GROUP TLB 4.500		03/31/2014	PAID ON PRINCIPAL		8,750	8,750	8,825	8,781	35	(67)	0	(31)	0	8,750	0	0	0	100	02/01/2020	4FE.....
038521 E# 3	ARAMARK CORP TLD 4.000		02/24/2014	EXCHANGED		2,489,637	2,500,000	2,487,500	2,489,372	0	265	0	265	0	2,489,637	0	0	0	21,528	09/07/2019	4FE.....
071813 AZ 2	BAXTER INTERNATIONAL 4.000		03/01/2014	MATURED		1,000,000	1,000,000	1,006,090	1,000,138	0	(138)	0	(138)	0	1,000,000	0	0	0	20,000	03/01/2014	1FE.....
05578M A* 3	BMC TL B 5.000		03/31/2014	PAID ON PRINCIPAL		10,000	10,000	9,900	9,905	0	95	0	95	0	10,000	0	0	0	154	09/10/2020	4FE.....
097023 AV 7	BOEING CO 5.000		03/15/2014	MATURED		1,000,000	1,000,000	1,013,410	1,000,480	0	(480)	0	(480)	0	1,000,000	0	0	0	25,000	03/15/2014	1FE.....
110122 AR 9	BRISTOL-MYERS SQUIBB 5.450		02/28/2014	REDEEMED		580,730	500,000	593,765	556,223	0	(1,943)	0	(1,943)	0	554,279	0	26,451	26,451	8,856	05/01/2018	1FE.....
12189T BB 9	BURLINGTON NORTHERN SA 7.000		02/01/2014	MATURED		2,000,000	2,000,000	1,999,660	1,999,660	0	340	0	340	0	2,000,000	0	0	0	70,000	02/01/2014	2FE.....
14912L 4F 5	CATERPILLAR FINANCIAL 6.125		02/17/2014	MATURED		1,000,000	1,000,000	998,790	999,787	0	213	0	213	0	1,000,000	0	0	0	30,625	02/17/2014	1FE.....
172441 B@ 5	CINEMARK USA TLB 3.160		03/31/2014	PAID ON PRINCIPAL		12,538	12,538	12,610	12,561	45	(68)	0	(23)	0	12,538	0	0	0	99	12/18/2019	3FE.....
532457 BE 7	ELI LILLY 4.200		03/06/2014	MATURED		1,000,000	1,000,000	999,550	999,881	0	119	0	119	0	1,000,000	0	0	0	21,000	03/06/2014	1FE.....
29335# AA 9	ENHANCED CAPITAL PARTN 6.970		03/01/2014	REDEEMED		7,277	7,277	7,277	7,277	0	0	0	0	0	7,277	0	0	0	1,278	08/01/2015	1.....
26884T AC 6	ERAC USA FINANCE COMPA 2.250		01/10/2014	MATURED		1,000,000	1,000,000	998,070	999,977	0	23	0	23	0	1,000,000	0	0	0	11,250	01/10/2014	2FE.....
313305 AA 2	FEDEX CORP (144A) 2.625		01/15/2014	REDEEMED		402,143	402,143	402,143	402,143	0	0	0	0	0	402,143	0	0	0	5,278	01/15/2018	2FE.....
423074 C@ 0	HJ HEINZ TL B2 3.500		03/31/2014	PAID ON PRINCIPAL		5,000	5,000	4,988	4,989	0	11	0	11	0	5,000	0	0	0	44	06/07/2020	3FE.....
000000 00 0	JAH TL B1 2.902		03/31/2014	PAID ON PRINCIPAL		5,013	5,013	5,063	5,063	0	(50)	0	(50)	0	5,013	0	0	0	13	09/30/2020	3FE.....
475070 AD 0	JEFFERSON-PILOT CORP 4.750		01/30/2014	MATURED		5,000,000	5,000,000	4,993,650	4,999,542	0	458	0	458	0	5,000,000	0	0	0	118,750	01/30/2014	2FE.....
48238T A* 0	KAR AUCTION SERVICES T 3.750		03/11/2014	VARIOUS		6,692,605	6,695,883	6,684,077	6,687,100	840	4,665	0	5,505	0	6,692,605	0	0	0	48,824	05/19/2017	3FE.....
487836 BJ 6	KELLOGG CO 3.125		03/10/2014	TENDERED		958,000	1,000,000	991,590	992,759	0	138	0	138	0	992,897	0	(34,897)	(34,897)	39,809	05/17/2022	2FE.....
71343P AF 8	KPEPSIAMERICAS 4.375		02/15/2014	MATURED		1,000,000	1,000,000	993,690	999,737	0	263	0	263	0	1,000,000	0	0	0	21,875	02/15/2014	1FE.....

SCHEDULE D - PART 4

Show All Long-Term Bonds and Stock Sold, Redeemed or Otherwise Disposed of During the Current Quarter

1	2	3	4	5	6	7	8	9	10	Change in Book/Adjusted Carrying Value					16	17	18	19	20	21	22
										11	12	13	14	15							
CUSIP Identification	Description	For e i g n	Disposal Date	Name of Purchaser	Number of Shares of Stock	Consideration	Par Value	Actual Cost	Prior Year Book/ Adjusted Carrying Value	Unrealized Valuation Increase/ (Decrease)	Current Year's (Amortization)/ Accretion	Current Year's Other Than Temporary Impairment Recognized	Total Change in B./A.C.V. (11+12-13)	Total Foreign Exchange Change in B./A.C.V.	Book/ Adjusted Carrying Value At Disposal Date	Foreign Exchange Gain (Loss) on Disposal	Realized Gain (Loss) on Disposal	Total Gain (Loss) on Disposal	Bond Interest/ Stocks Received During Year	Stated Contractual Maturity Date	NAIC Designation or Market Indicator (a)
538034 A@ 8	LIVE NATION TLB 3.500		03/31/2014	PAID ON PRINCIPAL		6,250	6,250	6,250	6,250	0	0	0	0	0	6,250	0	0	0	55	08/16/2020	3FE
585055 AP 1	MEDTRONIC INC 4.500		03/15/2014	MATURED		2,000,000	2,000,000	2,000,000	2,000,000	0	0	0	0	0	2,000,000	0	0	0	45,000	03/15/2014	1FE
594087 B* 8	MICHAELS STORES TL B2 3.750		01/31/2014	PAID ON PRINCIPAL		12,500	12,500	12,531	12,519	8	(27)	0	(19)	0	12,500	0	0	0	73	01/28/2020	4FE
72346@ AE 0	PINNACLE FOODS TLG 3.250		03/31/2014	PAID ON PRINCIPAL		12,500	12,500	12,469	12,470	0	30	0	30	0	12,500	0	0	0	104	04/29/2020	3FE
74112B A@ 4	PRESTIGE BRANDS TLB-1 3.750		03/01/2014	PAID ON PRINCIPAL		7,576	7,576	7,462	7,488	0	88	0	88	0	7,576	0	0	0	56	01/31/2019	3FE
693656 A@ 9	PVH CORP TLB 3.250		01/29/2014	PAID ON PRINCIPAL		72,727	72,727	72,977	72,931	0	(204)	0	(204)	0	72,727	0	0	0	226	02/13/2020	3FE
761519 C* 6	REVLON TL 4.000		03/31/2014	PAID ON PRINCIPAL		1,250	1,250	1,247	1,247	0	3	0	3	0	1,250	0	0	0	13	08/19/2019	4FE
74927@ AB 9	REXNORD TLB 4.000		03/31/2014	PAID ON PRINCIPAL		10,214	10,214	10,264	10,234	21	(40)	0	(20)	0	10,214	0	0	0	105	04/01/2018	4FE
771196 AS 1	ROCHE HOLDINGS INC (14 6.000	R..	03/03/2014	REDEEMED		442,821	372,000	463,150	443,798	0	(2,263)	0	(2,263)	0	441,536	0	1,286	1,286	11,284	03/01/2019	1FE
78411* AA 7	SBA COMMUNICATIONS TLB 3.750		02/07/2014	PAID ON PRINCIPAL		1,805,289	1,805,289	1,800,776	1,802,463	0	2,826	0	2,826	0	1,805,289	0	0	0	7,146	06/30/2018	3FE
78411* AB 5	SBA COMMUNICATIONS TLB 3.750		02/07/2014	PAID ON PRINCIPAL		366,570	366,570	365,654	365,835	0	735	0	735	0	366,570	0	0	0	4,548	09/28/2019	3FE
842434 CH 3	SOUTHERN CALIFORNIA GA 5.500		03/15/2014	MATURED		500,000	500,000	557,440	504,417	0	(4,417)	0	(4,417)	0	500,000	0	0	0	13,750	03/15/2014	1FE
86185# AA 0	STONEHENGE CAP FD AL L 7.802		03/01/2014	MATURED		13,398	13,398	13,398	13,398	0	0	0	0	0	13,398	0	0	0	308	03/01/2014	1.....
893647 C@ 4	TRANSDIGM INC TLBC 3.750		03/31/2014	PAID ON PRINCIPAL		12,319	12,319	12,299	12,296	0	22	0	22	0	12,319	0	0	0	115	02/28/2020	3FE
907818 DC 9	UNION PACIFIC CO 5.125		02/15/2014	MATURED		1,000,000	1,000,000	999,750	999,872	0	128	0	128	0	1,000,000	0	0	0	25,625	02/15/2014	2FE
92344S AK 6	VERIZON WIRELESS 8.500		03/30/2014	REDEEMED		705,599	555,000	667,049	619,645	0	(2,872)	0	(2,872)	0	616,773	0	88,827	88,827	17,691	11/15/2018	1FE
94688@ AA 8	WCA WASTE TLB 4.000		03/31/2014	PAID ON PRINCIPAL		12,500	12,500	12,435	12,446	9	46	0	54	0	12,500	0	0	0	128	03/23/2018	4FE
948626 D@ 2	WEIGHT WATCHERS TLB2 4.000		03/31/2014	PAID ON PRINCIPAL		18,750	18,750	18,469	16,875	1,616	259	0	1,875	0	18,750	0	0	0	181	04/02/2020	3.....
97381W C@ 1	WINDSTREAM CORP TLB5 3.500		03/31/2014	PAID ON PRINCIPAL		3,347	3,347	3,314	3,320	0	28	0	28	0	3,347	0	0	0	33	08/08/2019	3FE
74339G A* 2	PROGRESSIVE WASTE TLB 3.000	G..	03/31/2014	PAID ON PRINCIPAL		6,875	6,875	6,950	6,896	44	(65)	0	(21)	0	6,875	0	0	0	52	10/24/2019	3FE
L7919* AA 0	RELUXCO INTERNATIONAL 5.510	F..	03/27/2014	MATURED		3,000,000	3,000,000	3,000,000	3,000,000	0	0	0	0	0	3,000,000	0	0	0	82,650	03/27/2014	2.....
92857W AD 2	VODAFONE GROUP PLC 5.375	F..	03/26/2014	REDEEMED		3,127,530	3,000,000	2,991,240	2,998,884	0	128	0	128	0	2,999,012	0	128,518	128,518	105,708	01/30/2015	1FE
92857W AU 4	VODAFONE GROUP PLC 3.375	F..	03/26/2014	REDEEMED		2,092,360	2,000,000	1,984,000	1,994,529	0	639	0	639	0	1,995,168	0	97,192	97,192	22,875	11/24/2015	1FE
00190V BH 3	ASG 2011-1 1A85 CMO (1 4.000		03/28/2014	PAID ON PRINCIPAL		157,066	157,066	157,066	156,861	0	205	0	205	0	157,066	0	0	0	1,013	09/28/2035	1FM
05948X SR 3	BOAMS 2003-7 A2 CMO 4.750		03/25/2014	PAID ON PRINCIPAL		131,090	131,090	132,539	130,691	0	399	0	399	0	131,090	0	0	0	1,078	09/25/2018	1FM
161546 EF 9	CFAB 2003-1 2A2 .814		03/25/2014	PAID ON PRINCIPAL		5,366	5,366	5,370	4,674	0	692	0	692	0	5,366	0	0	0	10	11/25/2032	1FM
12669G DH 1	CWHL 2004-J8 1A1 CMO 4.750		03/25/2014	PAID ON PRINCIPAL		192,092	192,092	191,972	191,573	0	518	0	518	0	192,092	0	0	0	1,877	11/25/2019	1FM
126671 R3 2	CWL 2003-5 AF6 4.804		03/25/2014	PAID ON PRINCIPAL		383,061	383,061	382,188	382,021	0	1,040	0	1,040	0	383,061	0	0	0	2,646	01/25/2034	1FM
152314 JA 9	CXHE 2004-A AF6 4.270		03/25/2014	PAID ON PRINCIPAL		158,064	158,064	158,003	157,599	0	465	0	465	0	158,064	0	0	0	1,160	01/25/2034	1FM
55265K K2 4	MASTR 2003-8 2A1 CMO 4.500		03/25/2014	PAID ON PRINCIPAL		23,705	23,705	23,797	23,696	0	9	0	9	0	23,705	0	0	0	202	09/25/2018	1FM
66987X CD 5	NHEL 2003-1 A1 .914		03/25/2014	PAID ON PRINCIPAL		4,380	4,380	3,834	3,726	0	654	0	654	0	4,380	0	0	0	8	05/25/2033	1FM
76110W UX 2	RASC 2003-KS10 A16 4.540		03/25/2014	PAID ON PRINCIPAL		48,973	48,973	48,965	48,851	0	122	0	122	0	48,973	0	0	0	364	12/25/2033	1FM
92922F BK 3	WAMU 2003-S7 A1 CMO 4.500		03/25/2014	PAID ON PRINCIPAL		37,951	37,951	37,263	37,625	0	326	0	326	0	37,951	0	0	0	268	08/25/2018	1FM
92922F DE 5	WAMU 2003-S8 A2 CMO 5.000		03/25/2014	PAID ON PRINCIPAL		22,336	22,336	22,476	22,276	0	61	0	61	0	22,336	0	0	0	185	09/25/2018	1FM
05947U PS 1	BACM 2004-1 A4 4.760		01/17/2014	PAID ON PRINCIPAL		495,383	495,383	497,869	494,734	0	648	0	648	0	495,383	0	0	0	1,965	11/10/2039	1FM
3899999	Total Bonds - Industrial and Miscellaneous					42,066,535	41,600,134	41,893,143	41,752,049	2,618	4,493	0	7,111	0	41,759,160	0	307,375	307,375	831,176	XXX	XXX

QE05.3

SCHEDULE D - PART 4

Show All Long-Term Bonds and Stock Sold, Redeemed or Otherwise Disposed of During the Current Quarter

1 CUSIP Identification	2 Description	3 F o r e i g n Disposal Date	4 Disposal Date	5 Name of Purchaser	6 Number of Shares of Stock	7 Consideration	8 Par Value	9 Actual Cost	10 Prior Year Book/ Adjusted Carrying Value	Change in Book/Adjusted Carrying Value					16 Book/ Adjusted Carrying Value At Disposal Date	17 Foreign Exchange Gain (Loss) on Disposal	18 Realized Gain (Loss) on Disposal	19 Total Gain (Loss) on Disposal	20 Bond Interest/ Stock Dividends Received During Year	21 Stated Contractual Maturity Date	22 NAIC Desig- nation or Market Indicator (a)
										11 Unrealized Valuation Increase/ (Decrease)	12 Current Year's (Amortization)/ Accretion	13 Current Year's Other Than Temporary Impairment Recognized	14 Total Change in B./A.C.V. (11+12-13)	15 Total Foreign Exchange Change in B./A.C.V.							
8399997. Total Bonds - Part 4.....						89,762,667	89,296,267	93,277,848	89,520,022	2,618	(67,348)	0	(64,730)	0	89,455,292	0	307,375	307,375	2,006,511	XXX	XXX
8399999. Total Bonds.....						89,762,667	89,296,267	93,277,848	89,520,022	2,618	(67,348)	0	(64,730)	0	89,455,292	0	307,375	307,375	2,006,511	XXX	XXX
9999999. Total Bonds, Preferred and Common Stocks.....						89,762,667	XXX	93,277,848	89,520,022	2,618	(67,348)	0	(64,730)	0	89,455,292	0	307,375	307,375	2,006,511	XXX	XXX

(a) For all common stock bearing the NAIC market indicator "U" provide: the number of such issues:.....0.

QE05.4

**Sch. DB-Pt A-Sn 1
NONE**

**Sch. DB-Pt A-Sn 1-Footernote A
NONE**

**Sch. DB-Pt A-Sn 1-Footernote B
NONE**

**Sch. DB-Pt B-Sn 1
NONE**

**Sch. DB-Pt B-Sn 1-Footernote A
NONE**

**Sch. DB-Pt B-Sn 1-Footernote B
NONE**

**Sch. DB-Pt B-Sn 1B-Broker List
NONE**

**Sch. DB-Pt D-Sn 1
NONE**

**Sch. DB-Pt D-Sn 2
NONE**

THE STANDARD FIRE INSURANCE COMPANY
SCHEDULE DL - PART 1
SECURITIES LENDING COLLATERAL ASSETS

Reinvested Collateral Assets Owned Current Statement Date

1	2	3	4	5	6	7
CUSIP Identification	Description	Code	NAIC Designation /Market Indicator	Fair Value	Book/Adjusted Carrying Value	Maturity Dates
U.S. Government - Issuer Obligations						
	REPO - BARC A TREASURY.....		1.....	3,575,204	3,575,204	04/01/2014...
	REPO - DEUTSCHE A TREASURY.....		1.....	3,575,204	3,575,204	04/01/2014...
	REPO - NOMURA A TREASURY.....		1.....	26,859	26,859	04/01/2014...
	REPO - RBS A TREASURY.....		1.....	3,575,204	3,575,204	04/01/2014...
0199999.	U.S. Government - Issuer Obligations.....			10,752,471	10,752,471XXX.....
0599999.	Total - U.S. Government.....			10,752,471	10,752,471XXX.....
6199999.	Total - Issuer Obligations.....			10,752,471	10,752,471XXX.....
6599999.	Subtotal - Bonds.....			10,752,471	10,752,471XXX.....
9999999.	Totals.....			10,752,471	10,752,471XXX.....

General Interrogatories:

- The activity for the year to date: Fair Value \$.....7,727,443 Book/Adjusted Carrying Value \$.....7,727,443
- Average balance for the year to date: Fair Value \$.....8,778,806 Book/Adjusted Carrying Value \$.....8,778,806
- Reinvested securities lending collateral assets book/adjusted carrying value included in this schedule by NAIC designation:
 NAIC 1: \$.....10,752,471 NAIC 2: \$.....0 NAIC 3: \$.....0 NAIC 4: \$.....0 NAIC 5: \$.....0 NAIC 6: \$.....0

SCHEDULE DL - PART 2

SECURITIES LENDING COLLATERAL ASSETS

Reinvested Collateral Assets Owned Current Statement Date

1 CUSIP Identification	2 Description	3 Code	4 NAIC Designation /Market Indicator	5 Fair Value	6 Book/Adjusted Carrying Value	7 Maturity Dates
------------------------------	------------------	-----------	--	--------------------	--------------------------------------	------------------------

General Interrogatory:

1. Total activity for the year to date: Fair Value \$.....0 Book/Adjusted Carrying Value \$.....0
2. Average balance for the year to date: Fair Value \$.....0 Book/Adjusted Carrying Value \$.....0

NONE

THE STANDARD FIRE INSURANCE COMPANY

SCHEDULE E - PART 1 - CASH

Month End Depository Balances

1 Depository	2 Code	3 Rate of Interest	4 Amount of Interest Received During Current Quarter	5 Amount of Interest Accrued at Current Statement Date	Book Balance at End of Each Month During Current Quarter			9 *
					6 First Month	7 Second Month	8 Third Month	
Open Depositories								
Community Commerce Bank..... Los Angeles, CA.....0.00000100,000100,000100,000	XXX..
0199999. Total Open Depositories.....	...XXX.....	...XXX.....00100,000100,000100,000	XXX..
0399999. Total Cash on Deposit.....	...XXX.....	...XXX.....00100,000100,000100,000	XXX..
0599999. Total Cash.....	...XXX.....	...XXX.....00100,000100,000100,000	XXX..

SCHEDULE E - PART 2 - CASH EQUIVALENTS

Show Investments Owned End of Current Quarter

1 Description	2 Code	3 Date Acquired	4 Rate of Interest	5 Maturity Date	6 Book/Adjusted Carrying Value	7 Amount of Interest Due & Accrued	8 Amount Received During Year
------------------	-----------	-----------------------	--------------------------	-----------------------	--------------------------------------	--	-------------------------------------

NONE

QE13