

# QUARTERLY STATEMENT

## AS OF SEPTEMBER 30, 2014

### OF THE CONDITION AND AFFAIRS OF

# THE STANDARD FIRE INSURANCE COMPANY

NAIC Group Code **3548** **3548** NAIC Company Code **19070** Employer's ID Number **06-6033509**  
(Current Period) (Prior Period)

Organized under the Laws of Connecticut, State of Domicile or Port of Entry Connecticut,  
Country of Domicile US

INCORPORATED/ORGANIZED, JULY 6, 1905 COMMENCED BUSINESS, MARCH 26, 1910

Statutory Home Office: **One Tower Square, Hartford, CT, US 06183**  
Main Administrative Office: **One Tower Square, Hartford, CT, US 06183 (860) 277-0111**  
Mail Address: **One Tower Square, Hartford, CT, US 06183**  
Primary Location of Books and Records: **One Tower Square, Hartford, CT, US 06183 (860) 277-0111**  
Internet Website Address: **www.travelers.com**  
Statutory Statement Contact: **Michael J. Doody (860) 277-3966**  
**Annual.Statement.Contact@travelers.com (860) 277-7002**  
(E-Mail Address) (Fax Number)

### OFFICERS


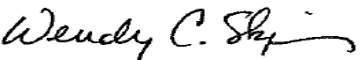
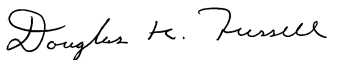
Name	Title	Name	Title
1. BRIAN WILLIAM MacLEAN	Chairman, President & Chief Executive Officer	MARIA OLIVO	Executive Vice President, Strategic Development & Treasurer
2. JAY STEVEN BENET	Vice Chairman & Chief Financial Officer	KENNETH FRANKLIN SPENCE, III	Executive Vice President & General Counsel
3. WILLIAM HERBERT HEYMAN	Vice Chairman & Chief Investment Officer	DOUGLAS KEITH BELL	Senior Vice President, Accounting Policy
4. # ALAN DAVID SCHNITZER	Vice Chairman & Chief Executive Officer, Business & International Insurance	DOUGLAS KENNETH RUSSELL	Senior Vice President & Corporate Controller
5. # DOREEN SPADORCIA	Vice Chairman & Chief Executive Officer, Personal Insurance, Bond & Financial Products	SCOTT WILLIAM RYND	Senior Vice President, Corporate Tax
6. ANDY FRANCIS BESSETTE	Executive Vice President & Chief Administrative Officer	WENDY CONSTANCE SKJERVEN	Associate Group General Counsel, Corporate & Corporate Secretary
7. # BRUCE RICHARD JONES	Executive Vice President & Chief Risk Officer	# RENÉE HELOU DAVIS	Vice President & Chief Corporate Actuary
8. MADELYN JOSEPH LANKTON	Executive Vice President & Chief Information Officer		

### DIRECTORS

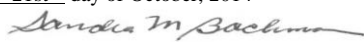
JAY STEVEN BENET	BRIAN WILLIAM MacLEAN	KENNETH FRANKLIN SPENCE, III
WILLIAM HERBERT HEYMAN	DOREEN SPADORCIA	GREGORY CHESHIRE TOCZYDLOWSKI

STATE OF CONNECTICUT }  
COUNTY OF HARTFORD } ss:

The officers of this reporting entity being duly sworn, each depose and say that they are the described officers of said reporting entity, and that on the reporting period stated above, all of the herein described assets were the absolute property of the said reporting entity, free and clear from any liens or claims thereon, except as herein stated, and that this statement, together with related exhibits, schedules and explanations therein contained, annexed or referred to, is a full and true statement of all the assets and liabilities and of the condition and affairs of the said reporting entity as of the reporting period stated above, and of its income and deductions therefrom for the period ended, and have been completed in accordance with the NAIC Annual Statement Instructions and Accounting Practices and Procedures manual except to the extent that: (1) state law may differ; or, (2) that state rules or regulations require differences in reporting not related to accounting practices and procedures, according to the best of their information, knowledge and belief, respectively. Furthermore, the scope of this attestation by the described officers also includes the related corresponding electronic filing with the NAIC, when required, that is an exact copy (except for formatting differences due to electronic filing) of the enclosed statement. The electronic filing may be requested by various regulators in lieu of or in addition to the enclosed statement.

		
_____ Brian W. MacLean	_____ Wendy C. Skjerven	_____ Douglas K. Russell
_____ President	_____ Secretary	_____ Controller

Subscribed and sworn to before me this

21st day of October, 2014  
  
\_\_\_\_\_  
Sandra M. Bachman  
Notary Public  
My Commission Expires September 30, 2017



a. Is this an original filing? Yes  No   
b. If no: 1. State the amendment number \_\_\_\_\_  
2. Date filed \_\_\_\_\_  
3. Number of pages attached \_\_\_\_\_

# THE STANDARD FIRE INSURANCE COMPANY

## ASSETS

	Current Statement Date			4 December 31 Prior Year Net Admitted Assets
	1 Assets	2 Nonadmitted Assets	3 Net Admitted Assets (Cols. 1 - 2)	
1. Bonds.....	2,189,173,986	0	2,189,173,986	2,309,574,310
2. Stocks:				
2.1 Preferred stocks.....	611,111	0	611,111	607,637
2.2 Common stocks.....	565,702,431	33,446	565,668,985	519,085,694
3. Mortgage loans on real estate:				
3.1 First liens.....	0	0	0	0
3.2 Other than first liens.....	0	0	0	0
4. Real estate:				
4.1 Properties occupied by the company (less \$.....0 encumbrances).....	0	0	0	0
4.2 Properties held for the production of income (less \$.....0 encumbrances).....	0	0	0	0
4.3 Properties held for sale (less \$.....0 encumbrances).....	0	0	0	0
5. Cash (\$.....100,000), cash equivalents (\$.....20,000,000) and short-term investments (\$.....66,944,307).....	87,044,307	0	87,044,307	75,131,122
6. Contract loans (including \$.....0 premium notes).....	0	0	0	0
7. Derivatives.....	0	0	0	0
8. Other invested assets.....	315,645,951	22,649,280	292,996,671	234,756,864
9. Receivables for securities.....	0	0	0	0
10. Securities lending reinvested collateral assets.....	5,265,527	0	5,265,527	3,025,028
11. Aggregate write-ins for invested assets.....	0	0	0	0
12. Subtotals, cash and invested assets (Lines 1 to 11).....	3,163,443,313	22,682,727	3,140,760,586	3,142,180,655
13. Title plants less \$.....0 charged off (for Title insurers only).....	0	0	0	0
14. Investment income due and accrued.....	23,354,332	0	23,354,332	26,925,362
15. Premiums and considerations:				
15.1 Uncollected premiums and agents' balances in the course of collection.....	64,533,695	8,245,974	56,287,721	53,720,056
15.2 Deferred premiums, agents' balances and installments booked but deferred and not yet due (including \$.....4,311,105 earned but unbilled premiums).....	207,162,457	969,856	206,192,602	193,577,206
15.3 Accrued retrospective premiums.....	4,422,437	112,906	4,309,531	4,605,388
16. Reinsurance:				
16.1 Amounts recoverable from reinsurers.....	69,914,452	0	69,914,452	58,063,988
16.2 Funds held by or deposited with reinsured companies.....	0	0	0	0
16.3 Other amounts receivable under reinsurance contracts.....	0	0	0	0
17. Amounts receivable relating to uninsured plans.....	0	0	0	0
18.1 Current federal and foreign income tax recoverable and interest thereon.....	548,410	0	548,410	0
18.2 Net deferred tax asset.....	85,103,569	26,449,214	58,654,355	58,074,758
19. Guaranty funds receivable or on deposit.....	613,217	0	613,217	674,186
20. Electronic data processing equipment and software.....	19,454,322	0	19,454,322	33,269,998
21. Furniture and equipment, including health care delivery assets (\$.....0).....	2,497	2,497	0	0
22. Net adjustment in assets and liabilities due to foreign exchange rates.....	0	0	0	0
23. Receivables from parent, subsidiaries and affiliates.....	26,969,789	0	26,969,789	21,879,595
24. Health care (\$.....0) and other amounts receivable.....	0	0	0	0
25. Aggregate write-ins for other than invested assets.....	11,077,493	724,543	10,352,950	12,322,806
26. Total assets excluding Separate Accounts, Segregated Accounts and Protected Cell Accounts (Lines 12 through 25).....	3,676,599,984	59,187,716	3,617,412,268	3,605,293,999
27. From Separate Accounts, Segregated Accounts and Protected Cell Accounts.....	0	0	0	0
28. Total (Lines 26 and 27).....	3,676,599,984	59,187,716	3,617,412,268	3,605,293,999

### DETAILS OF WRITE-INS

1101.....	0	0	0	0
1102.....	0	0	0	0
1103.....	0	0	0	0
1198. Summary of remaining write-ins for Line 11 from overflow page.....	0	0	0	0
1199. Totals (Lines 1101 thru 1103 plus 1198) (Line 11 above).....	0	0	0	0
2501. Other assets tri-party/tax credit bonds.....	3,144,038	0	3,144,038	3,636,001
2502. Amounts receivable under high deductible policies.....	3,031,382	303,171	2,728,211	3,661,658
2503. State surcharges receivable.....	2,399,839	0	2,399,839	2,280,911
2598. Summary of remaining write-ins for Line 25 from overflow page.....	2,502,234	421,372	2,080,862	2,744,236
2599. Totals (Lines 2501 thru 2503 plus 2598) (Line 25 above).....	11,077,493	724,543	10,352,950	12,322,806

# THE STANDARD FIRE INSURANCE COMPANY

## LIABILITIES, SURPLUS AND OTHER FUNDS

	1 Current Statement Date	2 December 31 Prior Year
1. Losses (current accident year \$....241,123,767).....	1,421,575,328	1,437,412,417
2. Reinsurance payable on paid losses and loss adjustment expenses.....	46,046,423	53,600,071
3. Loss adjustment expenses.....	344,208,206	316,384,099
4. Commissions payable, contingent commissions and other similar charges.....	25,185,009	29,444,558
5. Other expenses (excluding taxes, licenses and fees).....	28,765,593	30,364,092
6. Taxes, licenses and fees (excluding federal and foreign income taxes).....	14,662,482	17,411,892
7.1 Current federal and foreign income taxes (including \$.....0 on realized capital gains (losses)).....	.0	4,594,970
7.2 Net deferred tax liability.....	.0	.0
8. Borrowed money \$.....0 and interest thereon \$.....0.....	.0	.0
9. Unearned premiums (after deducting unearned premiums for ceded reinsurance of \$....728,767,837 and including warranty reserves of \$.....0 and accrued accident and health experience rating refunds including \$.....0 for medical loss ratio rebate per the Public Health Service Act.....	449,216,269	431,608,160
10. Advance premium.....	.0	.0
11. Dividends declared and unpaid:		
11.1 Stockholders.....	.0	.0
11.2 Policyholders.....	2,269,617	2,273,840
12. Ceded reinsurance premiums payable (net of ceding commissions).....	55,097,152	24,802,484
13. Funds held by company under reinsurance treaties.....	.0	.0
14. Amounts withheld or retained by company for account of others.....	2,689,789	7,786,522
15. Remittances and items not allocated.....	(3,118,891)	(2,475,516)
16. Provision for reinsurance (including \$.....0 certified).....	.0	.0
17. Net adjustments in assets and liabilities due to foreign exchange rates.....	.0	.0
18. Drafts outstanding.....	.0	.0
19. Payable to parent, subsidiaries and affiliates.....	.0	.0
20. Derivatives.....	.0	.0
21. Payable for securities.....	5,999,020	12,000,000
22. Payable for securities lending.....	5,265,527	3,025,028
23. Liability for amounts held under uninsured plans.....	.0	.0
24. Capital notes \$.....0 and interest thereon \$.....0.....	.0	.0
25. Aggregate write-ins for liabilities.....	(4,239,596)	2,280,432
26. Total liabilities excluding protected cell liabilities (Lines 1 through 25).....	2,393,621,927	2,370,513,049
27. Protected cell liabilities.....	.0	.0
28. Total liabilities (Lines 26 and 27).....	2,393,621,927	2,370,513,049
29. Aggregate write-ins for special surplus funds.....	4,264,857	4,727,390
30. Common capital stock.....	5,000,000	5,000,000
31. Preferred capital stock.....	.0	.0
32. Aggregate write-ins for other than special surplus funds.....	.0	.0
33. Surplus notes.....	.0	.0
34. Gross paid in and contributed surplus.....	623,472,070	623,472,070
35. Unassigned funds (surplus).....	591,053,414	601,581,490
36. Less treasury stock, at cost:		
36.1 .....0.000 shares common (value included in Line 30 \$.....0).....	.0	.0
36.2 .....0.000 shares preferred (value included in Line 31 \$.....0).....	.0	.0
37. Surplus as regards policyholders (Lines 29 to 35, less 36).....	1,223,790,340	1,234,780,950
38. Totals (Page 2, Line 28, Col. 3).....	3,617,412,268	3,605,293,999

### DETAILS OF WRITE-INS

2501. Retroactive reinsurance reserve assumed.....	108,305	108,890
2502. Other liabilities.....	48,939	7,074,342
2503. Retroactive reinsurance reserve ceded.....	(4,396,840)	(4,902,800)
2598. Summary of remaining write-ins for Line 25 from overflow page.....	.0	.0
2599. Totals (Lines 2501 thru 2503 plus 2598) (Line 25 above).....	(4,239,596)	2,280,432
2901. Special surplus from retroactive reinsurance.....	4,264,857	4,727,390
2902. ....	.0	.0
2903. ....	.0	.0
2998. Summary of remaining write-ins for Line 29 from overflow page.....	.0	.0
2999. Totals (Lines 2901 thru 2903 plus 2998) (Line 29 above).....	4,264,857	4,727,390
3201. ....	.0	.0
3202. ....	.0	.0
3203. ....	.0	.0
3298. Summary of remaining write-ins for Line 32 from overflow page.....	.0	.0
3299. Totals (Lines 3201 thru 3203 plus 3298) (Line 32 above).....	.0	.0

**THE STANDARD FIRE INSURANCE COMPANY**  
**STATEMENT OF INCOME**

	1 Current Year to Date	2 Prior Year to Date	3 Prior Year Ended December 31
<b>UNDERWRITING INCOME</b>			
1. Premiums earned:			
1.1 Direct..... (written \$.....950,440,765).....	945,022,919	999,371,968	1,314,516,037
1.2 Assumed..... (written \$.....929,090,110).....	881,045,012	886,350,765	1,197,960,238
1.3 Ceded..... (written \$.....1,140,156,641).....	1,104,631,461	1,178,809,915	1,549,964,282
1.4 Net..... (written \$.....739,374,234).....	721,436,469	706,912,817	962,511,992
DEDUCTIONS:			
2. Losses incurred (current accident year \$.....382,610,965):			
2.1 Direct.....	444,631,539	788,009,326	921,304,036
2.2 Assumed.....	431,659,469	454,939,594	606,598,173
2.3 Ceded.....	538,607,428	891,626,319	1,057,384,931
2.4 Net.....	337,683,580	351,322,601	470,517,277
3. Loss adjustment expenses incurred.....	111,149,665	86,196,791	115,259,456
4. Other underwriting expenses incurred.....	219,251,218	219,888,290	294,531,160
5. Aggregate write-ins for underwriting deductions.....	0	0	0
6. Total underwriting deductions (Lines 2 through 5).....	668,084,464	657,407,683	880,307,894
7. Net income of protected cells.....	0	0	0
8. Net underwriting gain (loss) (Line 1 minus Line 6 + Line 7).....	53,352,006	49,505,134	82,204,099
<b>INVESTMENT INCOME</b>			
9. Net investment income earned.....	81,863,040	74,674,029	152,439,014
10. Net realized capital gains (losses) less capital gains tax of \$.....(821,869).....	1,287,365	(2,820,336)	(2,042,308)
11. Net investment gain (loss) (Lines 9 + 10).....	83,150,404	71,853,693	150,396,706
<b>OTHER INCOME</b>			
12. Net gain or (loss) from agents' or premium balances charged off (amount recovered \$.....418,936 amount charged off \$.....2,147,284).....	(1,728,348)	(1,706,957)	(2,287,253)
13. Finance and service charges not included in premiums.....	2,842,206	2,937,399	4,064,420
14. Aggregate write-ins for miscellaneous income.....	15,191,632	32,311,390	37,031,490
15. Total other income (Lines 12 through 14).....	16,305,489	33,541,832	38,808,657
16. Net income before dividends to policyholders, after capital gains tax and before all other federal and foreign income taxes (Lines 8 + 11 + 15).....	152,807,899	154,900,659	271,409,461
17. Dividends to policyholders.....	1,068,384	1,230,199	1,408,449
18. Net income after dividends to policyholders, after capital gains tax and before all other federal and foreign income taxes (Line 16 minus Line 17).....	151,739,515	153,670,460	270,001,013
19. Federal and foreign income taxes incurred.....	33,000,671	32,714,882	52,132,050
20. Net income (Line 18 minus Line 19) (to Line 22).....	118,738,844	120,955,578	217,868,963
<b>CAPITAL AND SURPLUS ACCOUNT</b>			
21. Surplus as regards policyholders, December 31 prior year.....	1,234,780,950	1,057,756,337	1,057,756,337
22. Net income (from Line 20).....	118,738,844	120,955,578	217,868,963
23. Net transfers (to) from Protected Cell accounts.....	0	0	0
24. Change in net unrealized capital gains or (losses) less capital gains tax of \$.....2,091,587.....	64,330,394	64,605,605	45,620,568
25. Change in net unrealized foreign exchange capital gain (loss).....	0	0	0
26. Change in net deferred income tax.....	(9,788,916)	(6,985,505)	(4,117,988)
27. Change in nonadmitted assets.....	9,501,761	4,820,286	(1,198,418)
28. Change in provision for reinsurance.....	0	0	0
29. Change in surplus notes.....	0	0	0
30. Surplus (contributed to) withdrawn from protected cells.....	0	0	0
31. Cumulative effect of changes in accounting principles.....	0	0	0
32. Capital changes:			
32.1 Paid in.....	0	0	0
32.2 Transferred from surplus (Stock Dividend).....	0	0	0
32.3 Transferred to surplus.....	0	0	0
33. Surplus adjustments:			
33.1 Paid in.....	0	0	0
33.2 Transferred to capital (Stock Dividend).....	0	0	0
33.3 Transferred from capital.....	0	0	0
34. Net remittances from or (to) Home Office.....	0	0	0
35. Dividends to stockholders.....	(193,800,000)	(81,000,000)	(81,000,000)
36. Change in treasury stock.....	0	0	0
37. Aggregate write-ins for gains and losses in surplus.....	27,307	(261,360)	(148,511)
38. Change in surplus as regards policyholders (Lines 22 through 37).....	(10,990,610)	102,134,603	177,024,613
39. Surplus as regards policyholders, as of statement date (Lines 21 plus 38).....	1,223,790,340	1,159,890,940	1,234,780,950
<b>DETAILS OF WRITE-INS</b>			
0501. ....	0	0	0
0502. ....	0	0	0
0503. ....	0	0	0
0598. Summary of remaining write-ins for Line 5 from overflow page.....	0	0	0
0599. Totals (Lines 0501 thru 0503 plus 0598) (Line 5 above).....	0	0	0
1401. Profit and loss, miscellaneous.....	15,227,657	32,313,616	37,040,773
1402. Other assets tri-party/tax credit bond income.....	183,037	218,742	286,752
1403. Fines and penalties of regulatory authorities.....	(38,099)	(11,472)	(17,021)
1498. Summary of remaining write-ins for Line 14 from overflow page.....	(180,964)	(209,497)	(279,014)
1499. Totals (Lines 1401 thru 1403 plus 1498) (Line 14 above).....	15,191,632	32,311,390	37,031,490
3701. Prior period adjustment.....	27,307	(261,360)	(148,511)
3702. ....	0	0	0
3703. ....	0	0	0
3798. Summary of remaining write-ins for Line 37 from overflow page.....	0	0	0
3799. Totals (Lines 3701 thru 3703 plus 3798) (Line 37 above).....	27,307	(261,360)	(148,511)

# THE STANDARD FIRE INSURANCE COMPANY

## CASH FLOW

	1 Current Year to Date	2 Prior Year To Date	3 Prior Year Ended December 31
<b>CASH FROM OPERATIONS</b>			
1. Premiums collected net of reinsurance.....	753,725,703	711,013,381	958,208,538
2. Net investment income.....	94,439,717	88,117,410	166,525,374
3. Miscellaneous income.....	16,305,489	33,541,832	38,808,657
4. Total (Lines 1 through 3).....	864,470,909	832,672,624	1,163,542,569
5. Benefit and loss related payments.....	372,924,781	369,880,261	475,066,446
6. Net transfers to Separate Accounts, Segregated Accounts and Protected Cell Accounts.....	0	0	0
7. Commissions, expenses paid and aggregate write-ins for deductions.....	311,002,326	307,415,482	402,377,131
8. Dividends paid to policyholders.....	1,072,607	1,219,364	1,649,495
9. Federal and foreign income taxes paid (recovered) net of \$.....(249,368) tax on capital gains (losses).....	37,322,182	33,985,837	54,796,089
10. Total (Lines 5 through 9).....	722,321,896	712,500,944	933,889,161
11. Net cash from operations (Line 4 minus Line 10).....	142,149,014	120,171,679	229,653,409
<b>CASH FROM INVESTMENTS</b>			
12. Proceeds from investments sold, matured or repaid:			
12.1 Bonds.....	269,632,512	193,975,431	276,604,565
12.2 Stocks.....	0	27,681	32,926
12.3 Mortgage loans.....	0	0	0
12.4 Real estate.....	0	719,733	719,733
12.5 Other invested assets.....	6,997,669	4,290,012	8,165,765
12.6 Net gains or (losses) on cash, cash equivalents and short-term investments.....	0	0	0
12.7 Miscellaneous proceeds.....	0	16,903,854	9,458,358
12.8 Total investment proceeds (Lines 12.1 to 12.7).....	276,630,181	215,916,711	294,981,347
13. Cost of investments acquired (long-term only):			
13.1 Bonds.....	159,754,816	129,925,603	320,307,850
13.2 Stocks.....	0	9,533	14,775
13.3 Mortgage loans.....	0	0	0
13.4 Real estate.....	0	0	0
13.5 Other invested assets.....	45,888,203	30,545,832	42,531,265
13.6 Miscellaneous applications.....	8,241,479	0	0
13.7 Total investments acquired (Lines 13.1 to 13.6).....	213,884,498	160,480,968	362,853,889
14. Net increase or (decrease) in contract loans and premium notes.....	0	0	0
15. Net cash from investments (Line 12.8 minus Line 13.7 and Line 14).....	62,745,683	55,435,743	(67,872,543)
<b>CASH FROM FINANCING AND MISCELLANEOUS SOURCES</b>			
16. Cash provided (applied):			
16.1 Surplus notes, capital notes.....	0	0	0
16.2 Capital and paid in surplus, less treasury stock.....	0	0	0
16.3 Borrowed funds.....	0	0	0
16.4 Net deposits on deposit-type contracts and other insurance liabilities.....	0	0	0
16.5 Dividends to stockholders.....	193,800,000	81,000,000	81,000,000
16.6 Other cash provided (applied).....	818,488	(11,276,094)	(14,022,442)
17. Net cash from financing and miscellaneous sources (Lines 16.1 through 16.4 minus Line 16.5 plus Line 16.6).....	(192,981,512)	(92,276,094)	(95,022,442)
<b>RECONCILIATION OF CASH, CASH EQUIVALENTS AND SHORT-TERM INVESTMENTS</b>			
18. Net change in cash, cash equivalents and short-term investments (Line 11 plus Line 15 plus Line 17).....	11,913,185	83,331,329	66,758,424
19. Cash, cash equivalents and short-term investments:			
19.1 Beginning of year.....	75,131,122	8,372,698	8,372,698
19.2 End of period (Line 18 plus Line 19.1).....	87,044,307	91,704,027	75,131,122
Note: Supplemental disclosures of cash flow information for non-cash transactions:			
20.0001 Exchange of bonds.....	6,486,360	17,178,341	0
20.0002 Exchange of stock.....	0	0	17,178,341
20.0003 Stock distribution from limited partnership.....	0	9,533	14,775

**NOTES TO FINANCIAL STATEMENTS****Note 1 - Summary of Significant Accounting Policies**

## A. Accounting Practices:

The Standard Fire Insurance Company (the Company) prepares its statutory financial statements in conformity with accounting practices prescribed or permitted by the State of Connecticut. The State of Connecticut requires that insurance companies domiciled in Connecticut prepare their statutory basis financial statements in accordance with the National Association of Insurance Commissioners (NAIC) *Accounting Practices and Procedures Manual*, subject to any deviations prescribed or permitted by the Connecticut Insurance Commissioner. The Company has not applied for and does not believe that it employs any statutory accounting practices that would be considered a permitted practice in its financial statements.

<u>Net Income</u>	State of Domicile	September 30, 2014	December 31, 2013
1. The Standard Fire Insurance Company state basis	CT	\$ 118,738,844	\$ 217,868,963
2. State prescribed practices that increase/(decrease) NAIC SAP		-	-
3. State permitted practices that increase/(decrease) NAIC SAP		-	-
4. NAIC SAP (1-2-3=4)		<u>\$ 118,738,844</u>	<u>\$ 217,868,963</u>
<u>Surplus</u>			
5. The Standard Fire Insurance Company state basis	CT	\$ 1,223,790,340	\$ 1,234,780,950
6. State prescribed practices that increase/(decrease) NAIC SAP		-	-
7. State permitted practices that increase/(decrease) NAIC SAP		-	-
8. NAIC SAP (5-6-7=8)		<u>\$ 1,223,790,340</u>	<u>\$ 1,234,780,950</u>

## B. Use of Estimates in the Preparation of the Financial Statements:

No significant change.

## C. Accounting Policy:

No significant change.

**Note 2 - Accounting Changes and Corrections of Errors**

No significant change.

**Note 3 - Business Combinations and Goodwill**

No significant change.

**Note 4 - Discontinued Operations**

No significant change.

**Note 5 - Investments**

## A. Mortgage Loans, including Mezzanine Real Estate Loans:

No significant change.

## B. Debt Restructuring:

No significant change.

## C. Reverse Mortgages:

No significant change.

## D. Loan-Backed Securities:

- The Company applies the retrospective method of revaluing loan-backed securities. The Company's loan-backed securities are revalued quarterly using the constant effective yield method which includes an adjustment for estimated principal repayments, if any. The effective yield used to determine amortization for these securities is recalculated and adjusted periodically based upon actual historical and/or projected future cash flows. The Company changes from the retrospective to prospective method for valuing the securities when an other-than-temporary impairment has been recorded.

For collateralized mortgage obligations, asset-backed securities and pass-through certificates prepayment assumptions are adjusted periodically.

When unit prices published by the Securities Valuation Office are not available, the Company uses a nationally recognized pricing service, as well as broker quotes in determining the fair value of its loan-backed securities.

- Not applicable.
- Not applicable.
- Not applicable.
- The gross unrealized investment losses and related fair value for impaired securities for which an other-than-temporary impairment has not been recognized as a realized loss were as follows:

## a. The aggregate amount of unrealized losses:

1. Less than 12 Months	\$	12,891
2. 12 Months or Longer	\$	-

## b. The aggregate related fair values of securities with unrealized losses:

1. Less than 12 Months	\$	9,943,750
2. 12 Months or Longer	\$	-

---

**NOTES TO FINANCIAL STATEMENTS**

---

5. The Company determines an other-than-temporary impairment by utilizing discounted cash flow modeling to determine the present value of the security and comparing the present value with the amortized cost of the security. If the amortized cost is greater than the present value of the expected cash flows, the difference is considered a credit loss and recognized in net realized capital gains (losses). The Company estimates the present value of the security by projecting future cash flows of the assets underlying the securitization, allocating the flows to the various tranches based on the structure of the securitization, and determining the present value of the cash flows using the effective yield of the security at the date of acquisition (or the most recent implied rate used to accrete the security if the implied rate has changed as a result of a previous impairment or changes in expected cash flows). The Company incorporates levels of delinquencies, defaults and severities as well as credit attributes of the remaining assets in the securitization, along with other economic data, to arrive at its best estimate of the parameters applied to the assets underlying the securitization.

E. Repurchase Agreements and/or Securities Lending Transactions:

No significant change.

(3)b: Not applicable.

F. Real Estate:

No significant change.

G. Investments in Low-Income Housing Tax Credits (LIHTC):

No significant change.

H. Restricted Assets:

No significant change.

I. Working Capital Finance Investments:

Not applicable.

**Note 6 - Joint Ventures, Partnerships and Limited Liability Companies**

No significant change.

**Note 7 - Investment Income**

No significant change.

**Note 8 - Derivative Instruments**

No significant change.

**Note 9 - Income Taxes**

No significant change.

**Note 10 - Information Concerning Parent, Subsidiaries, Affiliates and Other Related Parties**

In June 2014, the Company made a \$21.2 million capital contribution to its subsidiary, Oregon Evergreen Investors I, LLC.

**Note 11 - Debt**

A. No significant change.

B. Not applicable.

**Note 12 - Retirement Plans, Deferred Compensation, Postemployment Benefits and Compensated Absences and Other Postretirement Benefit Plans**

A.– D. Defined Benefit Plan:

No significant change.

A(4): Not applicable.

E. Defined Contribution Plan:

No significant change.

F. Multiemployer Plan:

No significant change.

G. Consolidated/Holding Company Plans:

No significant change.

H. Postemployment Benefits and Compensated Absences:

No significant change.

I. Impact of Medicare Modernization Act of Postretirement Benefits:

No significant change.

---

**NOTES TO FINANCIAL STATEMENTS**


---

**Note 13 - Capital and Surplus, Dividend Restrictions and Quasi-Reorganizations**

Through September 30, 2014, the Company paid dividends totaling \$193.8 million to its parent company, Travelers Insurance Group Holdings Inc. as follows:

(in thousands)	Ordinary	Extraordinary	Total
March 20, 2014	\$ 57,000	\$ -	\$ 57,000
June 20, 2014	79,800	-	79,800
September 22, 2014	57,000	-	57,000

**Note 14 - Contingencies**

No significant change.

**Note 15 - Leases**

No significant change.

**Note 16 - Information About Financial Instruments With Off-Balance Sheet Risk and Financial Instruments With Concentrations of Credit Risk**

No significant change.

**Note 17 - Sale, Transfer and Servicing of Financial Assets and Extinguishments of Liabilities**

A. Transfers of Receivables Reported as Sales:

No significant change.

B. Transfer and Servicing of Financial Assets:

No significant change.

(2)b: Not applicable.

(4)a: Not applicable.

(4)b: Not applicable.

C. Wash Sales:

Not applicable.

**Note 18 - Gain or Loss to the Reporting Entity from Uninsured Plans and the Uninsured Portion of Partially Insured Plans**

No significant change.

**Note 19 - Direct Premium Written/Produced by Managing General Agents/Third Party Administrators**

No significant change.

**Note 20 – Fair Value Measurements**

The Company's estimates of fair value for financial assets and financial liabilities are based on the framework established in the fair value accounting guidance. The framework is based on the inputs used in valuation, gives the highest priority to quoted prices in active markets, and requires that observable inputs be used in the valuations when available. The disclosure of fair value estimates in the fair value accounting guidance hierarchy is based on whether the significant inputs into the valuation are observable. In determining the level of the hierarchy in which the estimate is disclosed, the highest priority is given to unadjusted quoted prices in active markets and the lowest priority to unobservable inputs that reflect the Company's significant market assumptions. The level in the fair value hierarchy within which the fair value measurement is reported is based on the lowest level input that is significant to the measurement in its entirety. The three levels of the hierarchy are as follows:

- Level 1 - Unadjusted quoted market prices for identical assets or liabilities in active markets that the Company has the ability to access.
- Level 2 - Quoted prices for similar assets or liabilities in active markets; quoted prices for identical or similar assets or liabilities in inactive markets; or valuations based on models where the significant inputs are observable (e.g., interest rates, yield curves, prepayment speeds, default rates, loss severities, etc.) or can be corroborated by observable market data.
- Level 3 - Valuations based on models where significant inputs are not observable. The unobservable inputs reflect the Company's own assumptions about the inputs that market participants would use.

A. (1) Securities measured and reported at fair value as of September 30, 2014:

Description	Level 1	Level 2	Level 3	Total
Bonds				
Industrial and miscellaneous	\$ -	\$ 295,500	\$ 70,822,747	\$ 71,118,247
Preferred stock				
Non-redeemable preferred stock	-	611,111	-	611,111
Common stock	7,173	-	-	7,173
Total securities at fair value	\$ 7,173	\$ 906,611	\$ 70,822,747	\$ 71,736,531

There were no significant transfers from level 1 to level 2 during the quarter.



**NOTES TO FINANCIAL STATEMENTS**

(2) Securities measured and reported at fair value using significant unobservable inputs (Level 3):

Description	Beginning Balance at 6/30/2014	Transfer into Level 3	Transfer out of Level 3	Total gains & (losses) included in Net Income	Total gains & (losses) included in Surplus	Purchases	Issuances	Sales	Settlements	Ending Balance at 9/30/2014
Bonds	\$51,801,694	\$14,440,175	\$ -	\$ (41)	\$(840,465)	\$1,972,500	\$4,247,464	\$ -	\$(798,580)	\$70,822,747

(3) The Company holds NAIC designation 3 – 6 securities at the lower of cost or market as defined in SSAP No. 26, *Bonds, excluding Loan-backed and Structured Securities*. Market fluctuations cause securities to change from being held at cost to fair value or vice versa. These changes result in a transfer in or out of level 3.

The Company transfers securities out of level 3 when it is able to obtain market observable data. The Company recognizes these transfers at the end of the period.

(4) Bonds and preferred stock were carried at fair value in accordance with NAIC guidelines. These securities were generally priced by the SVO or by a third party organization.

The Company holds common stock where fair value is based upon market quotations. Accordingly, the fair value for such common stock is included in the amount disclosed in level 1 of the hierarchy. The market quotations for these securities were provided by the SVO or a third party organization.

(5) Not applicable.

B. Not applicable.

C. The following table provides the aggregate fair value and reported aggregate admitted asset value by type of financial instrument; and the hierarchy level in which the fair values fall.

(At September 30, 2014) Description	Aggregate Fair Value	Admitted Assets	Level 1	Level 2	Level 3	Not Practicable (Carrying Value)
Cash equivalents	\$ 20,000,000	\$ 20,000,000	\$ -	\$ 20,000,000	\$ -	\$ -
Short term bonds	66,944,307	66,944,307	16,466,284	50,478,023	-	-
Long term bonds	2,285,586,823	2,189,173,986	52,942,790	2,130,968,496	101,675,537	-
Preferred stock	611,111	611,111	-	611,111	-	-
Common stock	7,173	7,173	7,173	-	-	-

(At December 31, 2013) Description	Aggregate Fair Value	Admitted Assets	Level 1	Level 2	Level 3	Not Practicable (Carrying Value)
Cash equivalents	\$ 10,500,000	\$ 10,500,000	\$ -	\$ 10,500,000	\$ -	\$ -
Short term bonds	64,531,122	64,531,122	28,252,140	36,278,982	-	-
Long term bonds	2,382,730,129	2,309,574,310	75,283,520	2,233,748,675	73,697,934	-
Preferred stock	607,637	607,637	-	607,637	-	-
Common stock	5,280	5,280	5,280	-	-	-

D. Not applicable.

**Note 21 – Other Items**

A. Extraordinary Items:

No significant change.

B. Troubled Debt Restructuring:

No significant change.

C. Other Disclosures and Unusual Items:

No significant change.

D. Business Interruption Insurance Recoveries:

No significant change.

E. State Transferable and Non-transferable Tax Credits:

No significant change.

F. Subprime Mortgage-Related Risk Exposure:

No significant change.

G. Offsetting and Netting of Assets and Liabilities:

Not applicable.

H. Joint and Several Liabilities:

No significant change.

I. Risk Sharing Provisions of the Affordable Care Act:

Not applicable.

**Note 22 – Events Subsequent**

The Company had no material subsequent events through November 5, 2014.

---

**NOTES TO FINANCIAL STATEMENTS**

---

**Note 23 - Reinsurance**

No significant change.

**Note 24 – Retrospectively Rated Contracts & Contracts Subject to Redetermination**

No significant change.

**Note 25 – Changes in Incurred Losses and Loss Adjustment Expenses**

During the period from January 1, 2014 to September 30, 2014, the prior year-end total loss and loss adjustment expense reserves developed favorably by \$12,791,000, resulting from better than expected loss and defense and cost containment expense development primarily in the homeowners, special property, other liability – occurrence lines, and reinsurance – liability lines. This favorable development was partially offset by unfavorable development for loss and loss adjustment expense in the products liability – occurrence line.

The improvement in the homeowners line was driven primarily by better than expected development for non-catastrophe weather-related claims for accident year 2013 and for catastrophe claims for accident years 2011 through 2013. The improvement in the special property line was driven primarily by better than expected development for catastrophe and non-catastrophe claims for accident years 2010 through 2013. The improvement in the other liability – occurrence line was concentrated in the excess coverages for accident years 2008 through 2011 reflecting more favorable legal and judicial environments than what the Company previously expected. This improvement was partially offset by unfavorable development in asbestos and environmental reserves for “Prior” accident years. The improvement in the reinsurance – liability line was driven by better than expected loss experience related to, and the commutation of reinsurance treaties associated with, a workers’ compensation reinsurance pool for accident years 1996 and prior. Lastly, the increase in adjusting and other expense (AO) reserves was driven primarily as a result of moving bulk IBNR loss reserves to AO in the “Prior” accident years related to a pending litigation matter and increasing AO reserves in the quarter for the court awarded interest for that same matter. Included in the AO increase is a refinement to the allocation of AO reserves which better aligns the Company’s incurred AO for the current accident year with management’s best estimate of AO for the current accident year. Relative to the prior quarter, this refinement shifted more AO reserves to prior accident years thereby reversing most of the favorable AO development reported as of June 30, 2014.

The remaining changes are generally the result of ongoing analyses of recent loss data and trends. A portion of the change from prior year effects relates to retrospectively rated policies which are subject to premium adjustments.

**Note 26 – Intercompany Pooling Arrangements**

No significant change.

**Note 27 – Structured Settlements**

No significant change.

**Note 28 – Health Care Receivables**

No significant change.

**Note 29 – Participating Policies**

No significant change.

**Note 30 – Premium Deficiency Reserves**

No significant change.

**Note 31 – High Deductibles**

No significant change.

**Note 32 – Discounting of Liabilities for Unpaid Losses or Unpaid Loss Adjustment Expenses**

No significant change.

**Note 33 – Asbestos/Environmental Reserves**

No significant change.

**Note 34 – Subscriber Savings Accounts**

No significant change.

**Note 35 – Multiple Peril Crop Insurance**

No significant change.

**Note 36 - Financial Guaranty Insurance**

A. No significant change.

B. Not applicable.

# THE STANDARD FIRE INSURANCE COMPANY GENERAL INTERROGATORIES

## PART 1 - COMMON INTERROGATORIES - GENERAL

- 1.1 Did the reporting entity experience any material transactions requiring the filing of Disclosure of Material Transactions with the State of Domicile, as required by the Model Act? Yes [ ] No [ X ]
- 1.2 If yes, has the report been filed with the domiciliary state? Yes [ ] No [ ]
- 2.1 Has any change been made during the year of this statement in the charter, by-laws, articles of incorporation, or deed of settlement of the reporting entity? Yes [ ] No [ X ]
- 2.2 If yes, date of change: .....
- 3.1 Is the reporting entity a member of an Insurance Holding Company System consisting of two or more affiliated persons, one or more of which is an insurer? Yes [ X ] No [ ]  
If yes, complete Schedule Y, Parts 1 and 1A.
- 3.2 Have there been any substantial changes in the organizational chart since the prior quarter end? Yes [ ] No [ X ]
- 3.3 If the response to 3.2 is yes, provide a brief description of those changes.

\_\_\_\_\_

\_\_\_\_\_

- 4.1 Has the reporting entity been a party to a merger or consolidation during the period covered by this statement? Yes [ ] No [ X ]
- 4.2 If yes, provide name of entity, NAIC Company Code, and state of domicile (use two letter state abbreviation) for any entity that has ceased to exist as a result of the merger or consolidation.

1 Name of Entity	2 NAIC Company Code	3 State of Domicile

5. If the reporting entity is subject to a management agreement, including third-party administrator(s), managing general agent(s), attorney-in-fact, or similar agreement, have there been any significant changes regarding the terms of the agreement or principals involved? Yes [ ] No [ ] N/A [ X ]  
If yes, attach an explanation.

\_\_\_\_\_

\_\_\_\_\_

- 6.1 State as of what date the latest financial examination of the reporting entity was made or is being made. .....12/31/2014.....
- 6.2 State the as of date that the latest financial examination report became available from either the state of domicile or the reporting entity. This date should be the date of the examined balance sheet and not the date the report was completed or released. .....12/31/2009.....
- 6.3 State as of what date the latest financial examination report became available to other states or the public from either the state of domicile or the reporting entity. This is the release date or completion date of the examination report and not the date of the examination (balance sheet date). .....3/14/2011.....

- 6.4 By what department or departments?  
Connecticut
- \_\_\_\_\_
- \_\_\_\_\_

- 6.5 Have all financial statement adjustments within the latest financial examination report been accounted for in a subsequent financial statement filed with Departments? Yes [ ] No [ ] N/A [ X ]
- 6.6 Have all of the recommendations within the latest financial examination report been complied with? Yes [ X ] No [ ] N/A [ ]
- 7.1 Has this reporting entity had any Certificates of Authority, licenses or registrations (including corporate registration, if applicable) suspended or revoked by any governmental entity during the reporting period? Yes [ ] No [ X ]
- 7.2 If yes, give full information:

\_\_\_\_\_

\_\_\_\_\_

- 8.1 Is the company a subsidiary of a bank holding company regulated by the Federal Reserve Board? Yes [ ] No [ X ]
- 8.2 If response to 8.1 is yes, please identify the name of the bank holding company.

\_\_\_\_\_

\_\_\_\_\_

- 8.3 Is the company affiliated with one or more banks, thrifts or securities firms? Yes [ ] No [ X ]
- 8.4 If the response to 8.3 is yes, please provide below the names and location (city and state of the main office) of any affiliates regulated by a federal regulatory services agency [i.e. the Federal Reserve Board (FRB), the Office of the Comptroller of the Currency (OCC), the Federal Deposit Insurance Corporation (FDIC) and the Securities Exchange Commission (SEC)] and identify the affiliate's primary federal regulator].

1 Affiliate Name	2 Location (City, State)	3 FRB	4 OCC	5 FDIC	6 SEC

- 9.1 Are the senior officers (principal executive officer, principal financial officer, principal accounting officer or controller, or persons performing similar functions) of the reporting entity subject to a code of ethics, which includes the following standards? Yes [ X ] No [ ]
- (a) Honest and ethical conduct, including the ethical handling of actual or apparent conflicts of interest between personal and professional relationships;
- (b) Full, fair, accurate, timely and understandable disclosure in the periodic reports required to be filed by the reporting entity;
- (c) Compliance with applicable governmental laws, rules and regulations;
- (d) The prompt internal reporting of violations to an appropriate person or persons identified in the code; and
- (e) Accountability for adherence to the code.

- 9.11 If the response to 9.1 is No, please explain:
- \_\_\_\_\_
- \_\_\_\_\_

- 9.2 Has the code of ethics for senior managers been amended? Yes [ ] No [ X ]
- 9.21 If the response to 9.2 is Yes, provide information related to amendment(s).

\_\_\_\_\_

\_\_\_\_\_

- 9.3 Have any provisions of the code of ethics been waived for any of the specified officers? Yes [ ] No [ X ]

**THE STANDARD FIRE INSURANCE COMPANY**  
**GENERAL INTERROGATORIES**  
**PART 1 - COMMON INTERROGATORIES - GENERAL**

9.31 If the response to 9.3 is Yes, provide the nature of any waiver(s).

---



---

**PART 1 - FINANCIAL**

10.1 Does the reporting entity report any amounts due from parent, subsidiaries or affiliates on Page 2 of this statement? Yes [ X ]    No [ ]

10.2 If yes, indicate any amounts receivable from parent included in the Page 2 amount: \$.....0

**PART 1 - INVESTMENT**

11.1 Were any of the stocks, bonds, or other assets of the reporting entity loaned, placed under option agreement, or otherwise made available for use by another person? (Exclude securities under securities lending agreements.) Yes [ ]    No [ X ]

11.2 If yes, give full and complete information relating thereto:

---



---

12. Amount of real estate and mortgages held in other invested assets in Schedule BA: \$.....49,707,478

13. Amount of real estate and mortgages held in short-term investments: \$.....0

14.1 Does the reporting entity have any investments in parent, subsidiaries and affiliates? Yes [ X ]    No [ ]

14.2 If yes, please complete the following:

	1 Prior Year-End Book/Adjusted Carrying Value	2 Current Quarter Book/Adjusted Carrying Value
14.21 Bonds.....	\$ .....0	\$ .....0
14.22 Preferred Stock.....	\$ .....0	\$ .....0
14.23 Common Stock.....	\$ .....519,080,414	\$ .....565,695,258
14.24 Short-Term Investments.....	\$ .....0	\$ .....0
14.25 Mortgage Loans on Real Estate.....	\$ .....0	\$ .....0
14.26 All Other.....	\$ .....28,974,492	\$ .....50,606,223
14.27 Total Investment in Parent, Subsidiaries and Affiliates (Subtotal Lines 14.21 to 14.26).....	\$ .....548,054,906	\$ .....616,301,481
14.28 Total Investment in Parent included in Lines 14.21 to 14.26 above.....	\$ .....0	\$ .....0

15.1 Has the reporting entity entered into any hedging transactions reported on Schedule DB? Yes [ ]    No [ X ]

15.2 If yes, has a comprehensive description of the hedging program been made available to the domiciliary state? Yes [ ]    No [ ]  
 If no, attach a description with this statement.

---



---

16. For the reporting entity's security lending program, state the amount of the following as of current statement date:

16.1 Total fair value of reinvested collateral assets reported on Schedule DL, Parts 1 and 2: \$.....5,265,527

16.2 Total book adjusted/carrying value of reinvested collateral assets reported on Schedule DL, Parts 1 and 2: \$.....5,265,527

16.3 Total payable for securities lending reported on the liability page: \$.....5,265,527

17. Excluding items in Schedule E-Part 3-Special Deposits, real estate, mortgage loans and investments held physically in the reporting entity's offices, vaults or safety deposit boxes, were all stocks, bonds and other securities, owned throughout the current year held pursuant to a custodial agreement with a qualified bank or trust company in accordance with Section 1, III - General Examination Considerations, F. Outsourcing of Critical Functions, Custodial or Safekeeping Agreements of the NAIC Financial Condition Examiners Handbook? Yes [ X ]    No [ ]

17.1 For all agreements that comply with the requirements of the NAIC Financial Condition Examiners Handbook, complete the following:

1 Name of Custodian(s)	2 Custodian Address
JPMorgan Chase	270 Park Avenue, New York, NY 10017-2070

17.2 For all agreements that do not comply with the requirements of the NAIC Financial Condition Examiners Handbook, provide the name, location and a complete explanation.

1 Name(s)	2 Location(s)	3 Complete Explanation(s)
N/A		

17.3 Have there been any changes, including name changes, in the custodian(s) identified in 17.1 during the current quarter? Yes [ ]    No [ X ]

17.4 If yes, give full and complete information relating thereto:

1 Old Custodian	2 New Custodian	3 Date of Change	4 Reason

17.5 Identify all investment advisors, broker/dealers or individuals acting on behalf of broker/dealers that have access to the investment accounts, handle securities and have authority to make investments on behalf of the reporting entity:

1 Central Registration Depository	2 Name(s)	3 Address
N/A		

**PART 1 - INVESTMENT**

18.1 Have all the filing requirements of the Purposes and Procedures Manual of the NAIC Securities Valuation Office been followed?

Yes  No

18.2 If no, list exceptions:

---

---

**THE STANDARD FIRE INSURANCE COMPANY**  
**GENERAL INTERROGATORIES (continued)**

**PART 2**

**PROPERTY & CASUALTY INTERROGATORIES**

1. If the reporting entity is a member of a pooling arrangement, did the agreement or the reporting entity's participation change? Yes [ ] No [X] N/A [ ]  
 If yes, attach an explanation.

---



---

2. Has the reporting entity reinsured any risk with any other reporting entity and agreed to release such entity from liability, in whole or in part, from any loss that may occur on the risk, or portion thereof, reinsured? Yes [ ] No [X]  
 If yes, attach an explanation.

---



---

3.1 Have any of the reporting entity's primary reinsurance contracts been canceled? Yes [ ] No [X]

3.2 If yes, give full and complete information thereto:

---



---

4.1 Are any of the liabilities for unpaid losses and loss adjustment expenses other than certain workers' compensation tabular reserves (see Annual Statement Instructions pertaining to disclosure of discounting for definition of "tabular reserves,") discounted at a rate of interest greater than zero? Yes [X] No [ ]

4.2 If yes, complete the following schedule:

1 Line of Business	2 Maximum Interest	3 Disc. Rate	Total Discount				Discount Taken During Period			
			4 Unpaid Losses	5 Unpaid LAE	6 IBNR	7 Total	8 Unpaid Losses	9 Unpaid LAE	10 IBNR	11 Total
Other liability-occurrence	0.000	5.000 %	0	0	7,692,252	7,692,252	0	0	43,028	43,028
Total	XXX	XXX	0	0	7,692,252	7,692,252	0	0	43,028	43,028

5. Operating Percentages:

5.1 A&H loss percent 0.0 %  
 5.2 A&H cost containment percent 0.0 %  
 5.3 A&H expense percent excluding cost containment expenses 0.0 %

6.1 Do you act as a custodian for health savings accounts? Yes [ ] No [X]

6.2 If yes, please provide the amount of custodial funds held as of the reporting date. 0

6.3 Do you act as an administrator for health savings accounts? Yes [ ] No [X]

6.4 If yes, please provide the amount of funds administered as of the reporting date. 0

**SCHEDULE F - CEDED REINSURANCE**

Showing All New Reinsurers - Current Year to Date

1 NAIC Company Code	2 ID Number	3 Name of Reinsurer	4 Domiciliary Jurisdiction	5 Type of Reinsurer	6 Certified Reinsurer Rating (1 through 6)	7 Effective Date of Certified Reinsurer Rating
------------------------------	-------------------	------------------------	----------------------------------	---------------------------	---	---

**NONE**

**THE STANDARD FIRE INSURANCE COMPANY**

**SCHEDULE T - EXHIBIT OF PREMIUMS WRITTEN**

Current Year to Date - Allocated by States and Territories

States, Etc.	1 Active Status	Direct Premiums Written		Direct Losses Paid (Deducting Salvage)		Direct Losses Unpaid	
		2 Current Year to Date	3 Prior Year to Date	4 Current Year to Date	5 Prior Year to Date	6 Current Year to Date	7 Prior Year to Date
1. Alabama.....AL.....L.....		17,901,596	12,911,352	5,037,926	4,882,727	12,787,611	10,553,345
2. Alaska.....AK.....L.....		1,278	33,543	125,840	10,627	419,027	532,333
3. Arizona.....AZ.....L.....		7,849,868	9,405,558	2,963,460	4,592,459	13,950,501	14,257,918
4. Arkansas.....AR.....L.....		4,613,704	5,624,814	2,006,795	2,433,179	8,186,515	7,698,262
5. California.....CA.....L.....		135,317,904	150,956,292	71,456,861	92,047,391	107,425,147	107,211,988
6. Colorado.....CO.....L.....		36,548,917	21,677,441	15,698,510	11,839,570	16,323,683	9,591,276
7. Connecticut.....CT.....L.....		78,224,970	60,061,570	29,260,081	70,143,501	58,548,030	58,352,152
8. Delaware.....DE.....L.....		4,299,916	5,014,466	2,008,611	2,587,154	5,937,702	6,514,624
9. District of Columbia.....DC.....L.....		15,954,019	15,359,302	4,487,978	4,446,185	8,838,686	8,383,090
10. Florida.....FL.....L.....		21,188,614	25,271,738	4,763,473	3,408,727	25,434,310	25,095,613
11. Georgia.....GA.....L.....		14,091,644	21,654,413	6,946,268	10,525,829	12,702,149	12,378,242
12. Hawaii.....HI.....L.....		131,208	250,747	92,805	103,607	1,746,879	1,786,141
13. Idaho.....ID.....L.....		2,857,781	701,380	456,633	432,817	631,179	279,315
14. Illinois.....IL.....L.....		26,537,099	13,624,713	9,861,059	10,487,655	24,226,975	20,993,317
15. Indiana.....IN.....L.....		19,439,530	12,375,043	8,470,574	7,021,259	10,573,032	9,308,809
16. Iowa.....IA.....L.....		5,521,002	3,371,248	1,523,894	1,247,747	4,012,433	3,272,616
17. Kansas.....KS.....L.....		8,134,420	5,427,345	2,590,361	3,542,708	6,919,017	8,016,661
18. Kentucky.....KY.....L.....		14,892,252	13,723,272	3,258,978	2,929,010	8,134,141	8,158,605
19. Louisiana.....LA.....L.....		17,731,907	25,405,667	3,491,074	9,503,081	11,514,922	12,944,717
20. Maine.....ME.....L.....		4,856,545	6,453,875	3,250,850	2,529,361	12,417,081	12,430,698
21. Maryland.....MD.....L.....		93,642,946	102,396,616	41,737,876	37,890,224	45,971,420	45,709,609
22. Massachusetts.....MA.....L.....		31,089,986	44,182,603	9,477,740	14,351,638	11,244,167	11,818,868
23. Michigan.....MI.....L.....		3,539,694	4,581,862	2,655,767	4,722,098	53,626,194	53,826,811
24. Minnesota.....MN.....L.....		23,753,040	10,255,196	6,968,591	8,012,000	26,398,063	25,259,932
25. Mississippi.....MS.....L.....		5,785,134	4,268,212	1,929,879	3,203,834	5,112,662	4,423,421
26. Missouri.....MO.....L.....		32,506,023	21,373,950	12,426,309	7,826,794	15,474,091	16,158,324
27. Montana.....MT.....L.....		1,258,947	1,245,962	1,077,133	458,806	1,931,794	2,098,491
28. Nebraska.....NE.....L.....		5,325,773	3,635,520	3,183,080	3,774,436	2,879,119	1,689,425
29. Nevada.....NV.....L.....		8,171,650	1,566,614	2,139,674	287,489	2,428,930	672,416
30. New Hampshire.....NH.....L.....		3,697,578	4,991,846	878,431	1,308,283	1,664,351	1,847,947
31. New Jersey.....NJ.....L.....		2,972,758	14,391,236	9,779,610	218,634,241	23,778,238	30,045,500
32. New Mexico.....NM.....L.....		8,023,922	6,875,617	2,921,122	3,327,071	12,554,644	12,108,628
33. New York.....NY.....L.....		11,998,056	47,204,784	30,861,906	848,479,038	43,624,101	48,680,514
34. North Carolina.....NC.....L.....		59,091,930	63,889,372	28,557,644	34,081,640	42,773,528	42,396,507
35. North Dakota.....ND.....L.....		(19,180)	176,648	3,408	128,988	287,733	352,449
36. Ohio.....OH.....L.....		32,453,586	19,759,503	11,902,499	7,552,063	9,102,932	6,689,037
37. Oklahoma.....OK.....L.....		17,928,804	12,730,818	6,212,714	9,655,423	22,753,286	24,212,801
38. Oregon.....OR.....L.....		6,477,215	1,813,547	1,512,772	802,889	7,458,662	7,082,740
39. Pennsylvania.....PA.....L.....		19,534,315	27,866,684	12,028,356	11,988,458	33,041,348	38,614,811
40. Rhode Island.....RI.....L.....		4,619,346	8,486,340	947,408	11,186,656	3,924,425	4,248,115
41. South Carolina.....SC.....L.....		26,078,095	39,993,921	16,687,834	13,371,145	16,528,578	16,326,959
42. South Dakota.....SD.....L.....		622,963	932,843	206,120	161,321	966,670	920,259
43. Tennessee.....TN.....L.....		26,932,802	33,484,004	10,821,278	16,401,236	8,945,173	10,066,657
44. Texas.....TX.....L.....		15,854,890	35,253,034	10,296,399	11,425,876	53,668,792	55,009,145
45. Utah.....UT.....L.....		7,677,949	3,336,681	3,660,358	1,965,629	6,032,536	5,682,876
46. Vermont.....VT.....L.....		6,329,215	4,052,189	3,152,109	964,339	3,467,906	2,589,834
47. Virginia.....VA.....L.....		38,380,457	44,907,801	11,197,895	13,439,037	18,533,780	17,799,263
48. Washington.....WA.....L.....		4,317,241	5,873,920	1,811,352	1,567,519	2,526,250	2,556,719
49. West Virginia.....WV.....L.....		4,776,762	5,171,415	1,184,492	586,143	3,072,084	2,633,563
50. Wisconsin.....WI.....L.....		11,416,007	7,569,993	3,402,292	3,874,266	10,205,017	8,217,813
51. Wyoming.....WY.....L.....		108,965	282,906	140,609	31,862	145,707	151,843
52. American Samoa.....AS.....N.....		0	0	0	0	0	0
53. Guam.....GU.....N.....		0	0	0	0	0	0
54. Puerto Rico.....PR.....L.....		0	28,250	0	0	0	0
55. US Virgin Islands.....VI.....L.....		(278)	326,699	0	0	0	0
56. Northern Mariana Islands.....MP.....N.....		0	0	0	0	0	0
57. Canada.....CAN.....N.....		0	0	0	0	0	0
58. Aggregate Other Alien.....OT.....XXX.....		0	0	0	0	0	0
59. Totals.....(a).....53.....		950,440,765	992,210,364	427,514,690	1,536,175,035	840,851,200	837,651,000

**DETAILS OF WRITE-INS**

58001.....XXX.....	0	0	0	0	0	0	0
58002.....XXX.....	0	0	0	0	0	0	0
58003.....XXX.....	0	0	0	0	0	0	0
58998. Summary of remaining write-ins for Line 58 from overflow page....XXX.....	0	0	0	0	0	0	0
58999. Totals (Lines 58001 thru 58003+ Line 58998) (Line 58 above).....XXX.....	0	0	0	0	0	0	0

(L) - Licensed or Chartered - Licensed Insurance Carrier or Domiciled RRG; (R) - Registered - Non-domiciled RRGs; (Q) - Qualified - Qualified or Accredited Reinsurer;

(E) - Eligible - Reporting Entities eligible or approved to write Surplus Lines in the state; (N) - None of the above - Not allowed to write business in the state.

(a) Insert the number of L responses except for Canada and Other Alien.



## SCHEDULE Y - INFORMATION CONCERNING ACTIVITIES OF INSURER MEMBERS OF A HOLDING COMPANY GROUP

### PART 1 - ORGANIZATIONAL CHART

The Travelers Companies, Inc.	Minnesota	41-0518860	... .. Fidelity English Turn Club General Partnership (1%)	Maryland	59-2709441
... St. Paul Fire and Marine Insurance Company (24767) *	Connecticut	41-0406690	... .. 8527512 Canada Inc. (22.48%)	Canada	
... .. St. Paul Mercury Insurance Company (24791) *	Connecticut	41-0881659	... .. The Dominion of Canada General Insurance Company *	Canada	
... .. St. Paul Guardian Insurance Company (24775) *	Connecticut	41-0963301	... .. Fog City Fund, LLC (99%)	Minnesota	41-1985480
... .. St. Paul Fire and Casualty Insurance Company (40967) *	Wisconsin	41-1419276	... .. Symmetry Growth Capital II, LLC	Minnesota	76-0753165
... .. St. Paul Surplus Lines Insurance Company (30481) *	Delaware	41-1230819	... .. Upper Lake Growth Capital, LLC (99.1%)	Minnesota	41-1927945
... .. The Travelers Casualty Company (41769) *	Connecticut	41-1435765	... .. Vesbridge Partners, LP (88.4%)	Minnesota	20-1222630
... .. Travelers Constitution State Insurance Company (41750) *	Connecticut	41-1435766	... .. Windamere II, LLC (98.9%)	Minnesota	41-1963936
... .. Northbrook Holdings, Inc.	Delaware	51-0375653	... .. Windamere III, LLC (99%)	Minnesota	41-2007089
... .. Discover Property & Casualty Insurance Company (36463) *	Connecticut	36-2999370	... .. Windamere, LLC (90.2%)	Minnesota	41-1926305
... .. St. Paul Protective Insurance Company (19224) *	Connecticut	36-2542404	... Camperdown Corporation	Delaware	41-1762781
... .. Discover Specialty Insurance Company (10213) *	Connecticut	52-1925132	... SPC Insurance Agency, Inc.	Minnesota	41-1888760
... .. United States Fidelity and Guaranty Company (25887) *	Connecticut	52-0515280	... Aprilgrange Limited	United Kingdom	
... .. Fidelity and Guaranty Insurance Underwriters, Inc. (25879) *	Wisconsin	52-0616768	... F&G U.K. Underwriters Limited	United Kingdom	
... .. Fidelity and Guaranty Insurance Company (35386) *	Iowa	42-1091525	... Travelers Underwriting Agency Limited	United Kingdom	
... .. Laurel Village Fidelity Realty, Inc.	Maryland	52-1551225	... Travelers Syndicate Management Limited	United Kingdom	
... .. Laurel Village Joint Venture Partnership (50%)	Minnesota	41-1616702	... .. Travelers Asia Pte. Ltd.	Singapore	
... .. Laurel Village I Limited Partnership (99%)	Minnesota	41-1542260	... St. Paul Surety Europe Limited	United Kingdom	
... .. Laurel Village II Limited Partnership (99%)	Minnesota	41-1542261	... Travelers Corporate Trustee Ltd.	United Kingdom	
... .. Laurel Village III Limited Partnership (99%)	Minnesota	41-1542263	... Travelers London Limited	United Kingdom	
... .. Laurel Village IV Limited Partnership (99%)	Minnesota	41-1542264	... St. Paul London Properties, Inc.	Minnesota	41-1880024
... .. Laurel Village Tower A Limited Partnership (99%)	Minnesota	41-1542266	... TCI Global Services, Inc.	Delaware	52-1965525
... .. Laurel Village Tower B Limited Partnership (99%)	Minnesota	41-1593312	... Travelers Management Limited	United Kingdom	
... .. Laurel Village Tower C Limited Partnership (99%)	Minnesota	41-1542267	... Travelers Insurance Company Limited *	United Kingdom	AA-1121375
... .. Laurel Village Swinford Limited Partnership (99%)	Minnesota	41-1542255	... .. Travelers Professional Risks Limited	United Kingdom	
... .. USF&G Retail Associates GP, Inc.	Maryland	52-1704255	... Travelers Property Casualty Corp.	Connecticut	06-1008174
... .. USF&G/Fidelity Retail Associates Limited Partnership (1%)	Maryland	52-1704256	... .. Constitution Plaza, Inc.	Connecticut	06-0566030
... .. USF&G/Fidelity Retail Associates Limited Partnership (83.95%)	Maryland	52-1704256	... .. Travelers Insurance Group Holdings Inc.	Delaware	06-1445591
... .. BMR Sports Properties, Inc.	Maryland	52-1852190	... .. The Standard Fire Insurance Company (19070) *	Connecticut	06-6033509
... .. Black Mountain Ranch Limited Partnership (1%)	Maryland	52-1573778	... .. Standard Fire Properties, LLC	Delaware	06-6033509
... .. Black Mountain Ranch Limited Partnership (85%)	Maryland	52-1573778	... .. Bayhill Restaurant II Associates (50%)	California	94-3097171
... .. MMI Capital Trust I	Delaware	52-2073764	... .. Standard Fire UK Investments, LLC	Delaware	06-6033509
... .. Promenade Partners, LLC	Delaware	41-0406690	... .. The Automobile Insurance Company of Hartford, Connecticut (19062) *	Connecticut	06-0848755
... .. USF&G Capital I	Delaware	52-1953822	... .. Auto Hartford Investments, LLC	Delaware	06-0848755
... .. USF&G Capital III	Delaware	52-2044075	... .. Travelers Personal Security Insurance Company (36145) *	Connecticut	06-1286264
... .. 350 Market Street, LLC	Delaware	41-0406690	... .. Travelers Property Casualty Insurance Company (36161) *	Connecticut	06-1286274
... .. Travelers Special Services Limited	United Kingdom		... .. Travelers Personal Insurance Company (38130) *	Connecticut	36-3703200
... .. Yonkers Financing Corp.	Delaware	20-3033027	... .. Travelers Texas MGA, Inc.	Texas	27-4469564
... .. Castle Pines Fidelity Realty, Inc.	Maryland	52-1735211	... .. Oregon Evergreen Investor I, LLC	Delaware	06-6033509
... .. Castle Pines Fidelity Associates Limited Partnership (1%)	Maryland	52-1735213	... .. Lone Rock Timber Investments I, LLC (75%)	Delaware	61-1639956
... .. Fidelity Castle Pines Limited Partnership (50%)	Maryland	52-1631820	... .. Lone Rock Timber Investments II, LLC (90%)	Delaware	32-0447309
... .. Castle Pines Fidelity Associates Limited Partnership (99%)	Maryland	52-1735213	... .. Travelers (Bermuda) Limited *	Bermuda	98-0190863
... .. English Turn Fidelity Realty, Inc.	Maryland	52-1466734	... .. Travelers Lloyds Management Company	Texas	20-4312440
... .. English Turn Limited Partnership (99%)	Maryland	59-2635727	... .. TPC Investments Inc.	Connecticut	06-1534005
... .. Fidelity English Turn Club General Partnership (99%)	Maryland	59-2709441	... .. Travelers Casualty and Surety Company (19038) *	Connecticut	06-6033504
... .. English Turn Limited Partnership (1%)	Maryland	59-2635727	... .. Farmington Casualty Company (41483) *	Connecticut	06-1067463
... .. English Turn Realty Management, Inc.	Maryland	52-1715225	... .. 8527512 Canada Inc. (77.52%)	Canada	

**Notes:**

\* Denotes affiliated insurer

Unless otherwise stated, subsidiaries listed above are 100% owned by respective parent

**SCHEDULE Y - INFORMATION CONCERNING ACTIVITIES OF INSURER MEMBERS OF A HOLDING COMPANY GROUP  
PART 1 - ORGANIZATIONAL CHART**

... .. The Dominion of Canada General Insurance Company *	Canada		... .. Phoenix UK Investments LLC	Delaware	06-0303275
... .. Travelers Insurance Company of Canada *	Canada		... .. The Premier Insurance Company of Massachusetts (12850) *	Massachusetts	04-3175569
... .. Travelers Casualty and Surety Company of America (31194) *	Connecticut	06-0907370	... .. TravCo Insurance Company (28188) *	Connecticut	35-1838077
... .. Travelers Global, Inc.	Delaware		... .. TINDY Foreign, Inc	Delaware	20-4403403
... .. Travelers Brazil Holding, LLC	Delaware	06-0907370	... .. Travelers Commercial Casualty Company (40282) *	Connecticut	95-3634110
... .. Travelers Brazil Acquisition LLC	Delaware	06-0907370	... .. Travelers Distribution Alliance, Inc.	Delaware	62-1657094
... .. J. Malucelli Participações em Seguros e Resseguros S.A. ("Holdco") (49.5%)	Brazil		... .. Travelers TLD, LLC	Delaware	06-0566050
... .. J. Malucelli Resseguradora S.A. *	Brazil		... .. Tiercel, LLC	Delaware	06-0566050
... .. J. Malucelli Controle de Riscos Ltda. (0.01%)	Brazil		... .. Redstart, LLC	Delaware	06-0566050
... .. J. Malucelli Seguradora S.A. *	Brazil		... .. The Travelers Home and Marine Insurance Company (27998) *	Connecticut	35-1838079
... .. J. Malucelli Controle de Riscos Ltda. (99.99%)	Brazil		... .. The Travelers Lloyds Insurance Company (41262) *	Texas	76-0002592
... .. J. Malucelli Seguros S.A. *	Brazil		... .. Travelers Marine, LLC	Delaware	06-0566050
... .. Travelers Casualty Insurance Company of America (19046) *	Connecticut	06-0876835			
... .. Travelers Casualty Company of Connecticut (36170) *	Connecticut	06-1286266			
... .. Travelers Casualty UK Investments LLC	Delaware	06-6033504			
... .. Travelers Commercial Insurance Company (36137) *	Connecticut	06-1286268			
... .. Travelers Excess and Surplus Lines Company (29696) *	Connecticut	06-1203698			
... .. Travelers Lloyds of Texas Insurance Company (41564) *	Texas	75-1732040			
... .. Travelers MGA, Inc.	Texas	75-2676034			
... .. The Travelers Indemnity Company (25658) *	Connecticut	06-0566050			
... .. Arch Street North LLC	Delaware	06-0566050			
... .. The Charter Oak Fire Insurance Company (25615) *	Connecticut	06-0291290			
... .. Travelers Real Estate, LLC	Delaware	06-0566050			
... .. First Floridian Auto and Home Insurance Company (10647) *	Florida	59-3372141			
... .. Gulf Underwriters Insurance Company (42811) *	Connecticut	56-1371361			
... .. Select Insurance Company (22233) *	Texas	75-6013697			
... .. Travelers Casualty and Surety Company of Europe, Limited *	United Kingdom				
... .. Commercial Guaranty Insurance Company (38385) *	Delaware	75-1679830			
... .. Crystal Brook, LLC	Delaware	06-0566050			
... .. Durham Holding, LLC	Delaware	06-0566050			
... .. Sutton Holdco, LLC	Delaware	06-0566050			
... .. Cadet Limited, LLC	Delaware	06-0566050			
... .. Arrowhead Company, LLC	Delaware	06-0566050			
... .. Eastern Asset, LLC	Delaware	06-0566050			
... .. Jupiter Holdings, Inc.	Minnesota	41-1769846			
... .. American Equity Insurance Company (43117) *	Arizona	86-0703220			
... .. American Equity Specialty Insurance Company (10819) *	Connecticut	86-0868106			
... .. Northland Insurance Company (24015) *	Connecticut	41-6009967			
... .. Northfield Insurance Company (27987) *	Iowa	41-0983992			
... .. Northland Casualty Company (24031) *	Connecticut	94-6051964			
... .. Travelers Indemnity U.K. Investments LLC	Connecticut	06-0566050			
... .. TPC U.K. Investments LLC	Delaware	06-0566050			
... .. The Phoenix Insurance Company (25623) *	Connecticut	06-0303275			
... .. The Travelers Indemnity Company of America (25666) *	Connecticut	58-6020487			
... .. The Travelers Indemnity Company of Connecticut (25682) *	Connecticut	06-0336212			
... .. Travelers Property Casualty Company of America (25674) *	Connecticut	36-2719165			
... .. American Marine Management Services, Inc. (47.5%)	New York	13-2743602			
... .. American Marine Claims & Adjusting Services, Inc.	New York	30-0510298			
... .. Constitution State Services, LLC	Delaware	06-1501229			

*Notes:*

\* Denotes affiliated insurer

Unless otherwise stated, subsidiaries listed above are 100% owned by respective parent

**SCHEDULE Y**

**PART 1A - DETAIL OF INSURANCE HOLDING COMPANY SYSTEM**

1	2	3	4	5	6	7	8	9	10	11	12	13	14	15
Group Code	Group Name	NAIC Company Code	Federal ID Number	Federal RSSD	CIK	Name of Securities Exchange if Publicly Traded (U.S. or International)	Names of Parent, Subsidiaries or Affiliates	Domiciliary Location	Relationship to Reporting Entity	Directly Controlled by (Name of Entity/Person)	Type of Control (Ownership Board, Management Attorney-in-Fact, Influence, Other)	If Control is Ownership Provide Percentage	Ultimate Controlling Entity(ies)/Person(s)	*
<b>Members</b>														
3548.....	The Travelers Companies, Inc.....	00000.....	41-0518860		0000086312	NYSE.....	The Travelers Companies, Inc.....	MN.....	UIP.....			.....0.000		
3548.....	The Travelers Companies, Inc.....	24767.....	41-0406690				St. Paul Fire and Marine Insurance Company.....	CT.....	IA.....	The Travelers Companies, Inc.....	O/B/M.....	.....100.000	The Travelers Companies, Inc.....	
3548.....	The Travelers Companies, Inc.....	24791.....	41-0881659				St. Paul Mercury Insurance Company.....	CT.....	IA.....	St. Paul Fire and Marine Insurance Company.....	O/B/M.....	.....100.000	The Travelers Companies, Inc.....	
3548.....	The Travelers Companies, Inc.....	24775.....	41-0963301				St. Paul Guardian Insurance Company.....	CT.....	IA.....	St. Paul Fire and Marine Insurance Company.....	O/B/M.....	.....100.000	The Travelers Companies, Inc.....	
3548.....	The Travelers Companies, Inc.....	40967.....	41-1419276				St. Paul Fire and Casualty Insurance Company.....	WI.....	IA.....	St. Paul Fire and Marine Insurance Company.....	O/B/M.....	.....100.000	The Travelers Companies, Inc.....	
3548.....	The Travelers Companies, Inc.....	30481.....	41-1230819				St. Paul Surplus Lines Insurance Company.....	DE.....	IA.....	St. Paul Fire and Marine Insurance Company.....	O/B/M.....	.....100.000	The Travelers Companies, Inc.....	
3548.....	The Travelers Companies, Inc.....	41769.....	41-1435765				The Travelers Casualty Company.....	CT.....	IA.....	St. Paul Fire and Marine Insurance Company.....	O/B/M.....	.....100.000	The Travelers Companies, Inc.....	
3548.....	The Travelers Companies, Inc.....	41750.....	41-1435766				Travelers Constitution State Insurance Company.....	CT.....	IA.....	St. Paul Fire and Marine Insurance Company.....	O/B/M.....	.....100.000	The Travelers Companies, Inc.....	
3548.....	The Travelers Companies, Inc.....	00000.....	51-0375653				Northbrook Holdings, Inc.....	DE.....	NIA.....	St. Paul Fire and Marine Insurance Company.....	O/B/M.....	.....100.000	The Travelers Companies, Inc.....	
3548.....	The Travelers Companies, Inc.....	36463.....	36-2999370				Discover Property & Casualty Insurance Company.....	CT.....	IA.....	Northbrook Holdings, Inc.....	O/B/M.....	.....100.000	The Travelers Companies, Inc.....	
3548.....	The Travelers Companies, Inc.....	19224.....	36-2542404				St. Paul Protective Insurance Company.....	CT.....	IA.....	Northbrook Holdings, Inc.....	O/B/M.....	.....100.000	The Travelers Companies, Inc.....	
3548.....	The Travelers Companies, Inc.....	10213.....	52-1925132				Discover Specialty Insurance Company.....	CT.....	IA.....	St. Paul Fire and Marine Insurance Company.....	O/B/M.....	.....100.000	The Travelers Companies, Inc.....	
3548.....	The Travelers Companies, Inc.....	25887.....	52-0515280				United States Fidelity and Guaranty Company.....	CT.....	IA.....	St. Paul Fire and Marine Insurance Company.....	O/B/M.....	.....100.000	The Travelers Companies, Inc.....	
3548.....	The Travelers Companies, Inc.....	25879.....	52-0616768				Fidelity and Guaranty Insurance Underwriters, Inc.....	WI.....	IA.....	United States Fidelity and Guaranty Company.....	O/B/M.....	.....100.000	The Travelers Companies, Inc.....	
3548.....	The Travelers Companies, Inc.....	35386.....	42-1091525				Fidelity and Guaranty Insurance Company.....	IA.....	IA.....	United States Fidelity and Guaranty Company.....	O/B/M.....	.....100.000	The Travelers Companies, Inc.....	
3548.....	The Travelers Companies, Inc.....	00000.....	52-1551225				Laurel Village Fidelity Realty, Inc.....	MD.....	NIA.....	United States Fidelity and Guaranty Company.....	O/B/M.....	.....100.000	The Travelers Companies, Inc.....	
3548.....	The Travelers Companies, Inc.....	00000.....	41-1616702				Laurel Village Joint Venture Partnership.....	MN.....	NIA.....	Laurel Village Fidelity Realty, Inc.....	O/M.....	.....50.000	The Travelers Companies, Inc.....	0100.....
3548.....	The Travelers Companies, Inc.....	00000.....	41-1542260				Laurel Village I Limited Partnership.....	MN.....	NIA.....	Laurel Village Joint Venture Partnership.....	O/M.....	.....99.000	The Travelers Companies, Inc.....	
3548.....	The Travelers Companies, Inc.....	00000.....	41-1542261				Laurel Village II Limited Partnership.....	MN.....	NIA.....	Laurel Village Joint Venture Partnership.....	O/M.....	.....99.000	The Travelers Companies, Inc.....	
3548.....	The Travelers Companies, Inc.....	00000.....	41-1542263				Laurel Village III Limited Partnership.....	MN.....	NIA.....	Laurel Village Joint Venture Partnership.....	O/M.....	.....99.000	The Travelers Companies, Inc.....	
3548.....	The Travelers Companies, Inc.....	00000.....	41-1542264				Laurel Village IV Limited Partnership.....	MN.....	NIA.....	Laurel Village Joint Venture Partnership.....	O/M.....	.....99.000	The Travelers Companies, Inc.....	
3548.....	The Travelers Companies, Inc.....	00000.....	41-1542266				Laurel Village Tower A Limited Partnership.....	MN.....	NIA.....	Laurel Village Joint Venture Partnership.....	O/M.....	.....99.000	The Travelers Companies, Inc.....	
3548.....	The Travelers Companies, Inc.....	00000.....	41-1593312				Laurel Village Tower B Limited Partnership.....	MN.....	NIA.....	Laurel Village Joint Venture Partnership.....	O/M.....	.....99.000	The Travelers Companies, Inc.....	
3548.....	The Travelers Companies, Inc.....	00000.....	41-1542267				Laurel Village Tower C Limited Partnership.....	MN.....	NIA.....	Laurel Village Joint Venture Partnership.....	O/M.....	.....99.000	The Travelers Companies, Inc.....	
3548.....	The Travelers Companies, Inc.....	00000.....	41-1542255				Laurel Village Swinford Limited Partnership.....	MN.....	NIA.....	Laurel Village Joint Venture Partnership.....	O/M.....	.....99.000	The Travelers Companies, Inc.....	
3548.....	The Travelers Companies, Inc.....	00000.....	52-1704255				USF&G Retail Associates GP, Inc.....	MD.....	NIA.....	United States Fidelity and Guaranty Company.....	O/B/M.....	.....100.000	The Travelers Companies, Inc.....	
3548.....	The Travelers Companies, Inc.....	00000.....	52-1704256				USF&G/Fidelity Retail Associates Limited Partnership.....	MD.....	NIA.....	USF&G Retail Associates GP, Inc.....	O/M.....	.....1.000	The Travelers Companies, Inc.....	0101.....
3548.....	The Travelers Companies, Inc.....	00000.....	52-1704256				USF&G/Fidelity Retail Associates Limited Partnership.....	MD.....	NIA.....	United States Fidelity and Guaranty Company.....	O.....	.....83.950	The Travelers Companies, Inc.....	0101.....
3548.....	The Travelers Companies, Inc.....	00000.....	52-1852190				BMR Sports Properties, Inc.....	MD.....	NIA.....	United States Fidelity and Guaranty Company.....	O/B/M.....	.....100.000	The Travelers Companies, Inc.....	
3548.....	The Travelers Companies, Inc.....	00000.....	52-1573778				Black Mountain Ranch Limited Partnership.....	MD.....	NIA.....	BMR Sports Properties, Inc.....	O/M.....	.....1.000	The Travelers Companies, Inc.....	0102.....
3548.....	The Travelers Companies, Inc.....	00000.....	52-1573778				Black Mountain Ranch Limited Partnership.....	MD.....	NIA.....	St. Paul Fire and Marine Insurance Company.....	O.....	.....85.000	The Travelers Companies, Inc.....	0102.....
3548.....	The Travelers Companies, Inc.....	00000.....	52-2073764				MMI Capital Trust I.....	DE.....	NIA.....	St. Paul Fire and Marine Insurance Company.....	O/M.....	.....100.000	The Travelers Companies, Inc.....	

Q12

**SCHEDULE Y**

**PART 1A - DETAIL OF INSURANCE HOLDING COMPANY SYSTEM**

1	2	3	4	5	6	7	8	9	10	11	12	13	14	15
Group Code	Group Name	NAIC Company Code	Federal ID Number	Federal RSSD	CIK	Name of Securities Exchange if Publicly Traded (U.S. or International)	Names of Parent, Subsidiaries or Affiliates	Domiciliary Location	Relationship to Reporting Entity	Directly Controlled by (Name of Entity/Person)	Type of Control (Ownership Board, Management Attorney-in-Fact, Influence, Other)	If Control is Ownership Provide Percentage	Ultimate Controlling Entity(ies)/Person(s)	*
3548.....	The Travelers Companies, Inc.....	00000.....	41-0406690				Promenade Partners, LLC.....	DE.....	NIA.....	St. Paul Fire and Marine Insurance Company.....	O/M.....	100.000	The Travelers Companies, Inc.....	
3548.....	The Travelers Companies, Inc.....	00000.....	52-1953822				USF&G Capital I.....	DE.....	NIA.....	St. Paul Fire and Marine Insurance Company.....	O/M.....	100.000	The Travelers Companies, Inc.....	
3548.....	The Travelers Companies, Inc.....	00000.....	52-2044075				USF&G Capital III.....	DE.....	NIA.....	St. Paul Fire and Marine Insurance Company.....	O/M.....	100.000	The Travelers Companies, Inc.....	
3548.....	The Travelers Companies, Inc.....	00000.....	41-0406690				350 Market Street, LLC.....	DE.....	NIA.....	St. Paul Fire and Marine Insurance Company.....	O/M.....	100.000	The Travelers Companies, Inc.....	
3548.....	The Travelers Companies, Inc.....	00000.....					Travelers Special Services Limited.....	GBR.....	NIA.....	St. Paul Fire and Marine Insurance Company.....	O/B.....	100.000	The Travelers Companies, Inc.....	
3548.....	The Travelers Companies, Inc.....	00000.....	20-3033027				Yonkers Financing Corp.....	DE.....	NIA.....	St. Paul Fire and Marine Insurance Company.....	O/B/M.....	100.000	The Travelers Companies, Inc.....	
3548.....	The Travelers Companies, Inc.....	00000.....	52-1735211				Castle Pines Fidelity Realty, Inc.....	MD.....	NIA.....	St. Paul Fire and Marine Insurance Company.....	O/B/M.....	100.000	The Travelers Companies, Inc.....	
3548.....	The Travelers Companies, Inc.....	00000.....	52-1735213				Castle Pines Fidelity Associates Limited Partnership	MD.....	NIA.....	Castle Pines Fidelity Realty, Inc.....	O/M.....	1.000	The Travelers Companies, Inc.....	0103.....
3548.....	The Travelers Companies, Inc.....	00000.....	52-1631820				Fidelity Castle Pines Limited Partnership.....	MD.....	NIA.....	Castle Pines Fidelity Associates Limited Partnership	O/M.....	50.000	The Travelers Companies, Inc.....	0104.....
3548.....	The Travelers Companies, Inc.....	00000.....	52-1735213				Castle Pines Fidelity Associates Limited Partnership	MD.....	NIA.....	St. Paul Fire and Marine Insurance Company.....	O.....	99.000	The Travelers Companies, Inc.....	0103.....
3548.....	The Travelers Companies, Inc.....	00000.....	52-1466734				English Turn Fidelity Realty, Inc.....	MD.....	NIA.....	St. Paul Fire and Marine Insurance Company.....	O/B/M.....	100.000	The Travelers Companies, Inc.....	
3548.....	The Travelers Companies, Inc.....	00000.....	59-2635727				English Turn Limited Partnership.....	MD.....	NIA.....	English Turn Fidelity Realty, Inc.....	O/M.....	99.000	The Travelers Companies, Inc.....	0105.....
3548.....	The Travelers Companies, Inc.....	00000.....	59-2709441				Fidelity English Turn Club General Partnership.....	MD.....	NIA.....	English Turn Fidelity Realty, Inc.....	O/M.....	99.000	The Travelers Companies, Inc.....	0106.....
3548.....	The Travelers Companies, Inc.....	00000.....	59-2635727				English Turn Limited Partnership.....	MD.....	NIA.....	St. Paul Fire and Marine Insurance Company.....	O.....	1.000	The Travelers Companies, Inc.....	0105.....
3548.....	The Travelers Companies, Inc.....	00000.....	52-1715225				English Turn Realty Management, Inc.....	MD.....	NIA.....	St. Paul Fire and Marine Insurance Company.....	O/B/M.....	100.000	The Travelers Companies, Inc.....	
3548.....	The Travelers Companies, Inc.....	00000.....	59-2709441				Fidelity English Turn Club General Partnership.....	MD.....	NIA.....	English Turn Realty Management, Inc.....	O/B/M.....	1.000	The Travelers Companies, Inc.....	0106.....
3548.....	The Travelers Companies, Inc.....	00000.....					8527512 Canada Inc.....	CAN.....	NIA.....	St. Paul Fire and Marine Insurance Company.....	O/B/M.....	22.480	The Travelers Companies, Inc.....	
3548.....	The Travelers Companies, Inc.....	00000.....					The Dominion of Canada General Insurance Company	CAN.....	IA.....	8527512 Canada Inc.....	O/B/M.....	100.000	The Travelers Companies, Inc.....	
3548.....	The Travelers Companies, Inc.....	00000.....	41-1985480				Fog City Fund, LLC.....	MN.....	NIA.....	St. Paul Fire and Marine Insurance Company.....	O.....	99.000	The Travelers Companies, Inc.....	0112.....
3548.....	The Travelers Companies, Inc.....	00000.....	76-0753165				Symmetry Growth Capital II, LLC.....	MN.....	NIA.....	St. Paul Fire and Marine Insurance Company.....	O.....	100.000	The Travelers Companies, Inc.....	0112.....
3548.....	The Travelers Companies, Inc.....	00000.....	41-1927945				Upper Lake Growth Capital, LLC.....	MN.....	NIA.....	St. Paul Fire and Marine Insurance Company.....	O.....	99.100	The Travelers Companies, Inc.....	0112.....
3548.....	The Travelers Companies, Inc.....	00000.....	20-1222630				Vesbridge Partners, LP.....	MN.....	NIA.....	St. Paul Fire and Marine Insurance Company.....	O.....	88.400	The Travelers Companies, Inc.....	0112.....
3548.....	The Travelers Companies, Inc.....	00000.....	41-1963936				Windamere II, LLC.....	MN.....	NIA.....	St. Paul Fire and Marine Insurance Company.....	O.....	98.900	The Travelers Companies, Inc.....	0112.....
3548.....	The Travelers Companies, Inc.....	00000.....	41-2007089				Windamere III, LLC.....	MN.....	NIA.....	St. Paul Fire and Marine Insurance Company.....	O.....	99.000	The Travelers Companies, Inc.....	0112.....
3548.....	The Travelers Companies, Inc.....	00000.....	41-1926305				Windamere, LLC.....	MN.....	NIA.....	St. Paul Fire and Marine Insurance Company.....	O.....	90.200	The Travelers Companies, Inc.....	0112.....
3548.....	The Travelers Companies, Inc.....	00000.....	41-1762781				Camperdown Corporation.....	DE.....	NIA.....	The Travelers Companies, Inc.....	O/B.....	100.000	The Travelers Companies, Inc.....	
3548.....	The Travelers Companies, Inc.....	00000.....	41-1888760				SPC Insurance Agency, Inc.....	MN.....	NIA.....	The Travelers Companies, Inc.....	O/B/M.....	100.000	The Travelers Companies, Inc.....	
3548.....	The Travelers Companies, Inc.....	00000.....					Aprilgrange Limited.....	GBR.....	NIA.....	The Travelers Companies, Inc.....	O/B.....	100.000	The Travelers Companies, Inc.....	
3548.....	The Travelers Companies, Inc.....	00000.....					F&G U.K. Underwriters Limited.....	GBR.....	NIA.....	The Travelers Companies, Inc.....	O/B.....	100.000	The Travelers Companies, Inc.....	
3548.....	The Travelers Companies, Inc.....	00000.....					Travelers Underwriting Agency Limited.....	GBR.....	NIA.....	The Travelers Companies, Inc.....	O/B.....	100.000	The Travelers Companies, Inc.....	
3548.....	The Travelers Companies, Inc.....	00000.....					Travelers Syndicate Management Limited.....	GBR.....	NIA.....	The Travelers Companies, Inc.....	O/B.....	100.000	The Travelers Companies, Inc.....	
3548.....	The Travelers Companies, Inc.....	00000.....					Travelers Asia Pte. Ltd.....	SGP.....	NIA.....	Travelers Syndicate Management Limited.....	Board.....	0.000	The Travelers Companies, Inc.....	

Q12.1

**SCHEDULE Y**

**PART 1A - DETAIL OF INSURANCE HOLDING COMPANY SYSTEM**

1	2	3	4	5	6	7	8	9	10	11	12	13	14	15
Group Code	Group Name	NAIC Company Code	Federal ID Number	Federal RSSD	CIK	Name of Securities Exchange if Publicly Traded (U.S. or International)	Names of Parent, Subsidiaries or Affiliates	Domiciliary Location	Relationship to Reporting Entity	Directly Controlled by (Name of Entity/Person)	Type of Control (Ownership Board, Management Attorney-in-Fact, Influence, Other)	If Control is Ownership Provide Percentage	Ultimate Controlling Entity(ies)/Person(s)	*
3548	The Travelers Companies, Inc.	00000					St. Paul Surety Europe Limited	GBR	NIA	The Travelers Companies, Inc.	O/B	100.000	The Travelers Companies, Inc.	
3548	The Travelers Companies, Inc.	00000					Travelers Corporate Trustee Ltd	GBR	NIA	The Travelers Companies, Inc.	O/B	100.000	The Travelers Companies, Inc.	
3548	The Travelers Companies, Inc.	00000					Travelers London Limited	GBR	NIA	The Travelers Companies, Inc.	O/B	100.000	The Travelers Companies, Inc.	
3548	The Travelers Companies, Inc.	00000	41-1880024				St. Paul London Properties, Inc.	MN	NIA	The Travelers Companies, Inc.	Board	0.000	The Travelers Companies, Inc.	
3548	The Travelers Companies, Inc.	00000	52-1965525				TCI Global Services, Inc.	DE	NIA	The Travelers Companies, Inc.	O/B/M	100.000	The Travelers Companies, Inc.	
3548	The Travelers Companies, Inc.	00000					Travelers Management Limited	GBR	NIA	The Travelers Companies, Inc.	O/B	100.000	The Travelers Companies, Inc.	
3548	The Travelers Companies, Inc.	00000	AA-1121375				Travelers Insurance Company Limited	GBR	IA	The Travelers Companies, Inc.	O/B	100.000	The Travelers Companies, Inc.	
3548	The Travelers Companies, Inc.	00000					Travelers Professional Risks Limited	GBR	NIA	Travelers Insurance Company Limited	O/B	100.000	The Travelers Companies, Inc.	
3548	The Travelers Companies, Inc.	00000	06-1008174				Travelers Property Casualty Corp.	CT	UIP	The Travelers Companies, Inc.	O/B/M	100.000	The Travelers Companies, Inc.	
3548	The Travelers Companies, Inc.	00000	06-0566030				Constitution Plaza, Inc.	CT	NIA	Travelers Property Casualty Corp.	O/B/M	100.000	The Travelers Companies, Inc.	
3548	The Travelers Companies, Inc.	00000	06-1445591				Travelers Insurance Group Holdings Inc.	DE	UDP	Travelers Property Casualty Corp.	O/B/M	100.000	The Travelers Companies, Inc.	
3548	The Travelers Companies, Inc.	19070	06-6033509				The Standard Fire Insurance Company	CT	RE	Travelers Insurance Group Holdings Inc.	O/B/M	100.000	The Travelers Companies, Inc.	
3548	The Travelers Companies, Inc.	00000	06-6033509				Standard Fire Properties, LLC	DE	DS	The Standard Fire Insurance Company	O/M	100.000	The Travelers Companies, Inc.	
3548	The Travelers Companies, Inc.	00000	94-3097171				Bayhill Restaurant II Associates	CA	DS	Standard Fire Properties, LLC	O	50.000	The Travelers Companies, Inc.	0107
3548	The Travelers Companies, Inc.	00000	06-6033509				Standard Fire UK Investments, LLC	DE	DS	The Standard Fire Insurance Company	O/M	100.000	The Travelers Companies, Inc.	
3548	The Travelers Companies, Inc.	19062	06-0848755				The Automobile Insurance Company of Hartford, Connecticut	CT	DS	The Standard Fire Insurance Company	O/B/M	100.000	The Travelers Companies, Inc.	
3548	The Travelers Companies, Inc.	00000	06-0848755				Auto Hartford Investments, LLC	DE	DS	The Automobile Insurance Company of Hartford, Connecticut	O/M	100.000	The Travelers Companies, Inc.	
3548	The Travelers Companies, Inc.	36145	06-1286264				Travelers Personal Security Insurance Company	CT	DS	The Standard Fire Insurance Company	O/B/M	100.000	The Travelers Companies, Inc.	
3548	The Travelers Companies, Inc.	36161	06-1286274				Travelers Property Casualty Insurance Company	CT	DS	The Standard Fire Insurance Company	O/B/M	100.000	The Travelers Companies, Inc.	
3548	The Travelers Companies, Inc.	38130	36-3703200				Travelers Personal Insurance Company	CT	DS	The Standard Fire Insurance Company	O/B/M	100.000	The Travelers Companies, Inc.	
3548	The Travelers Companies, Inc.	00000	27-4469564				Travelers Texas MGA, Inc.	TX	DS	The Standard Fire Insurance Company	O/B/M	100.000	The Travelers Companies, Inc.	
3548	The Travelers Companies, Inc.	00000	06-6033509				Oregon Evergreen Investor I, LLC	DE	DS	The Standard Fire Insurance Company	O/M	100.000	The Travelers Companies, Inc.	
3548	The Travelers Companies, Inc.	00000	61-1639956				Lone Rock Timber Investments I, LLC	DE	DS	Oregon Evergreen Investor I, LLC	O	75.000	The Travelers Companies, Inc.	0108
3548	The Travelers Companies, Inc.	00000	32-0447309				Lone Rock Timber Investments II, LLC	DE	DS	Oregon Evergreen Investor I, LLC	O	90.000	The Travelers Companies, Inc.	0113
3548	The Travelers Companies, Inc.	00000	98-0190863				Travelers (Bermuda) Limited	BMU	IA	Travelers Insurance Group Holdings, Inc.	O/B/M	100.000	The Travelers Companies, Inc.	
3548	The Travelers Companies, Inc.	00000	20-4312440				Travelers Lloyds Management Company	TX	NIA	Travelers Insurance Group Holdings, Inc.	O/B/M	100.000	The Travelers Companies, Inc.	
3548	The Travelers Companies, Inc.	00000	06-1534005				TPC Investments Inc.	CT	NIA	Travelers Insurance Group Holdings, Inc.	O/B/M	100.000	The Travelers Companies, Inc.	
3548	The Travelers Companies, Inc.	19038	06-6033504				Travelers Casualty and Surety Company	CT	IA	Travelers Insurance Group Holdings, Inc.	O/B/M	100.000	The Travelers Companies, Inc.	
3548	The Travelers Companies, Inc.	41483	06-1067463				Farmington Casualty Company	CT	IA	Travelers Casualty and Surety Company	O/B/M	100.000	The Travelers Companies, Inc.	
3548	The Travelers Companies, Inc.	00000					8527512 Canada Inc.	CAN	NIA	Travelers Casualty and Surety Company	O/B/M	77.520	The Travelers Companies, Inc.	
3548	The Travelers Companies, Inc.	00000					The Dominion of Canada General Insurance Company	CAN	IA	8527512 Canada Inc.	O/B/M	100.000	The Travelers Companies, Inc.	
3548	The Travelers Companies, Inc.	00000					Travelers Insurance Company of Canada	CAN	IA	Travelers Casualty and Surety Company	O/B/M	100.000	The Travelers Companies, Inc.	
3548	The Travelers Companies, Inc.	31194	06-0907370				Travelers Casualty and Surety Company of America	CT	IA	Travelers Casualty and Surety Company	O/B/M	100.000	The Travelers Companies, Inc.	

Q12.2

**SCHEDULE Y**

**PART 1A - DETAIL OF INSURANCE HOLDING COMPANY SYSTEM**

1	2	3	4	5	6	7	8	9	10	11	12	13	14	15
Group Code	Group Name	NAIC Company Code	Federal ID Number	Federal RSSD	CIK	Name of Securities Exchange if Publicly Traded (U.S. or International)	Names of Parent, Subsidiaries or Affiliates	Domiciliary Location	Relationship to Reporting Entity	Directly Controlled by (Name of Entity/Person)	Type of Control (Ownership Board, Management Attorney-in-Fact, Influence, Other)	If Control is Ownership Provide Percentage	Ultimate Controlling Entity(ies)/Person(s)	*
3548.....	The Travelers Companies, Inc.....	00000.....					Travelers Global, Inc.....	DE.....	NIA.....	Travelers Casualty and Surety Company of America	O/B/M.....	100.000	The Travelers Companies, Inc.....	
3548.....	The Travelers Companies, Inc.....	00000.....	06-0907370				Travelers Brazil Holding LLC.....	DE.....	NIA.....	Travelers Casualty and Surety Company of America	O/B/M.....	100.000	The Travelers Companies, Inc.....	
3548.....	The Travelers Companies, Inc.....	00000.....	06-0907370				Travelers Brazil Acquisition LLC.....	DE.....	NIA.....	Travelers Brazil Holding, LLC.....	O/B/M.....	100.000	The Travelers Companies, Inc.....	
3548.....	The Travelers Companies, Inc.....	00000.....					J. Malucelli Participações em Seguros e Resseguros S.A. ("Holdco")	BRA.....	NIA.....	Travelers Brazil Acquisition LLC.....	O/B.....	49.500	The Travelers Companies, Inc.....	0109.....
3548.....	The Travelers Companies, Inc.....	00000.....					J. Malucelli Resseguradora S.A.....	BRA.....	IA.....	J. Malucelli Participações em Seguros e Resseguros S.A.	O/B.....	100.000	The Travelers Companies, Inc.....	0109.....
3548.....	The Travelers Companies, Inc.....	00000.....					J. Malucelli Controle de Riscos Ltda.....	BRA.....	NIA.....	J. Malucelli Resseguradora S.A.....	O/B.....	0.010	The Travelers Companies, Inc.....	0109.....
3548.....	The Travelers Companies, Inc.....	00000.....					J. Malucelli Seguradora S.A.....	BRA.....	IA.....	J. Malucelli Participações em Seguros e Resseguros S.A.	O/B.....	100.000	The Travelers Companies, Inc.....	0109.....
3548.....	The Travelers Companies, Inc.....	00000.....					J. Malucelli Controle de Riscos Ltda.....	BRA.....	NIA.....	J. Malucelli Seguradora S.A.....	O/B.....	99.990	The Travelers Companies, Inc.....	0109.....
3548.....	The Travelers Companies, Inc.....	00000.....					J. Malucelli Seguros S.A.....	BRA.....	IA.....	J. Malucelli Participações em Seguros e Resseguros S.A.	O/B.....	100.000	The Travelers Companies, Inc.....	0109.....
3548.....	The Travelers Companies, Inc.....	19046.....	06-0876835				Travelers Casualty Insurance Company of America	CT.....	IA.....	Travelers Casualty and Surety Company.....	O/B/M.....	100.000	The Travelers Companies, Inc.....	
3548.....	The Travelers Companies, Inc.....	36170.....	06-1286266				Travelers Casualty Company of Connecticut.....	CT.....	IA.....	Travelers Casualty and Surety Company.....	O/B/M.....	100.000	The Travelers Companies, Inc.....	
3548.....	The Travelers Companies, Inc.....	00000.....	06-6033504				Travelers Casualty UK Investments LLC.....	DE.....	NIA.....	Travelers Casualty and Surety Company.....	O/M.....	100.000	The Travelers Companies, Inc.....	
3548.....	The Travelers Companies, Inc.....	36137.....	06-1286268				Travelers Commercial Insurance Company.....	CT.....	IA.....	Travelers Casualty and Surety Company.....	O/B/M.....	100.000	The Travelers Companies, Inc.....	
3548.....	The Travelers Companies, Inc.....	29696.....	06-1203698				Travelers Excess and Surplus Lines Company.....	CT.....	IA.....	Travelers Casualty and Surety Company.....	O/B/M.....	100.000	The Travelers Companies, Inc.....	
3548.....	The Travelers Companies, Inc.....	41564.....	75-1732040				Travelers Lloyds of Texas Insurance Company.....	TX.....	IA.....	Travelers Casualty and Surety Company.....	O/M/A.....	100.000	The Travelers Companies, Inc.....	
3548.....	The Travelers Companies, Inc.....	00000.....	75-2676034				Travelers MGA, Inc.....	TX.....	NIA.....	Travelers Casualty and Surety Company.....	O/B/M.....	100.000	The Travelers Companies, Inc.....	
3548.....	The Travelers Companies, Inc.....	25658.....	06-0566050				The Travelers Indemnity Company.....	CT.....	IA.....	Travelers Insurance Group Holdings Inc.....	O/B/M.....	100.000	The Travelers Companies, Inc.....	
3548.....	The Travelers Companies, Inc.....	00000.....	06-0566050				Arch Street North LLC.....	DE.....	NIA.....	The Travelers Indemnity Company.....	O/M.....	100.000	The Travelers Companies, Inc.....	
3548.....	The Travelers Companies, Inc.....	25615.....	06-0291290				The Charter Oak Fire Insurance Company.....	CT.....	IA.....	The Travelers Indemnity Company.....	O/B/M.....	100.000	The Travelers Companies, Inc.....	
3548.....	The Travelers Companies, Inc.....	00000.....	06-0566050				Travelers Real Estate, LLC.....	DE.....	NIA.....	The Travelers Indemnity Company.....	O/B/M.....	100.000	The Travelers Companies, Inc.....	
3548.....	The Travelers Companies, Inc.....	10647.....	59-3372141				First Floridian Auto and Home Insurance Company	FL.....	IA.....	The Travelers Indemnity Company.....	O/B/M.....	100.000	The Travelers Companies, Inc.....	
3548.....	The Travelers Companies, Inc.....	42811.....	56-1371361				Gulf Underwriters Insurance Company.....	CT.....	IA.....	The Travelers Indemnity Company.....	O/B/M.....	100.000	The Travelers Companies, Inc.....	
3548.....	The Travelers Companies, Inc.....	22233.....	75-6013697				Select Insurance Company.....	TX.....	IA.....	The Travelers Indemnity Company.....	O/B/M.....	100.000	The Travelers Companies, Inc.....	
3548.....	The Travelers Companies, Inc.....	00000.....					Travelers Casualty and Surety Company of Europe, Limited	GBR.....	IA.....	The Travelers Indemnity Company.....	O/B/M.....	100.000	The Travelers Companies, Inc.....	
3548.....	The Travelers Companies, Inc.....	38385.....	75-1679830				Commercial Guaranty Insurance Company.....	DE.....	IA.....	The Travelers Indemnity Company.....	O/B/M.....	100.000	The Travelers Companies, Inc.....	
3548.....	The Travelers Companies, Inc.....	00000.....	06-0566050				Crystal Brook, LLC.....	DE.....	NIA.....	The Travelers Indemnity Company.....	O/B/M.....	100.000	The Travelers Companies, Inc.....	
3548.....	The Travelers Companies, Inc.....	00000.....	06-0566050				Durham Holding, LLC.....	DE.....	NIA.....	Crystal Brook, LLC.....	O/B/M.....	100.000	The Travelers Companies, Inc.....	
3548.....	The Travelers Companies, Inc.....	00000.....	06-0566050				Sutton Holdco, LLC.....	DE.....	NIA.....	The Travelers Indemnity Company.....	O/B/M.....	100.000	The Travelers Companies, Inc.....	

Q12.3

**SCHEDULE Y**

**PART 1A - DETAIL OF INSURANCE HOLDING COMPANY SYSTEM**

1	2	3	4	5	6	7	8	9	10	11	12	13	14	15
Group Code	Group Name	NAIC Company Code	Federal ID Number	Federal RSSD	CIK	Name of Securities Exchange if Publicly Traded (U.S. or International)	Names of Parent, Subsidiaries or Affiliates	Domiciliary Location	Relationship to Reporting Entity	Directly Controlled by (Name of Entity/Person)	Type of Control (Ownership Board, Management Attorney-in-Fact, Influence, Other)	If Control is Ownership Provide Percentage	Ultimate Controlling Entity(ies)/Person(s)	*
3548.....	The Travelers Companies, Inc.....	00000.....	06-0566050				Cadet Limited, LLC.....	DE.....	NIA.....	Sutton Holdco, LLC.....	O/B/M.....	100.000	The Travelers Companies, Inc.....	
3548.....	The Travelers Companies, Inc.....	00000.....	06-0566050				Arrowhead Company, LLC.....	DE.....	NIA.....	The Travelers Indemnity Company.....	O/B/M.....	100.000	The Travelers Companies, Inc.....	
3548.....	The Travelers Companies, Inc.....	00000.....	06-0566050				Eastern Asset, LLC.....	DE.....	NIA.....	Arrowhead Company, LLC.....	O/B/M.....	100.000	The Travelers Companies, Inc.....	
3548.....	The Travelers Companies, Inc.....	00000.....	41-1769846				Jupiter Holdings, Inc.....	MN.....	NIA.....	The Travelers Indemnity Company.....	O/B/M.....	100.000	The Travelers Companies, Inc.....	
3548.....	The Travelers Companies, Inc.....	43117.....	86-0703220				American Equity Insurance Company.....	AZ.....	IA.....	Jupiter Holdings, Inc.....	O/B/M.....	100.000	The Travelers Companies, Inc.....	
3548.....	The Travelers Companies, Inc.....	10819.....	86-0868106				American Equity Specialty Insurance Company.....	CT.....	IA.....	American Equity Insurance Company.....	O/B/M.....	100.000	The Travelers Companies, Inc.....	
3548.....	The Travelers Companies, Inc.....	24015.....	41-6009967				Northland Insurance Company.....	CT.....	IA.....	Jupiter Holdings, Inc.....	O/B/M.....	100.000	The Travelers Companies, Inc.....	
3548.....	The Travelers Companies, Inc.....	27987.....	41-0983992				Northfield Insurance Company.....	IA.....	IA.....	Northland Insurance Company.....	O/B/M.....	100.000	The Travelers Companies, Inc.....	
3548.....	The Travelers Companies, Inc.....	24031.....	94-6051964				Northland Casualty Company.....	CT.....	IA.....	Northland Insurance Company.....	O/B/M.....	100.000	The Travelers Companies, Inc.....	
3548.....	The Travelers Companies, Inc.....	00000.....	06-0566050				Travelers Indemnity U.K. Investments LLC.....	CT.....	NIA.....	The Travelers Indemnity Company.....	O/B/M.....	100.000	The Travelers Companies, Inc.....	
3548.....	The Travelers Companies, Inc.....	00000.....	06-0566050				TPC U.K. Investments LLC.....	DE.....	NIA.....	The Travelers Indemnity Company.....	O/B/M.....	100.000	The Travelers Companies, Inc.....	
3548.....	The Travelers Companies, Inc.....	25623.....	06-0303275				The Phoenix Insurance Company.....	CT.....	IA.....	The Travelers Indemnity Company.....	O/B/M.....	100.000	The Travelers Companies, Inc.....	
3548.....	The Travelers Companies, Inc.....	25666.....	58-6020487				The Travelers Indemnity Company of America.....	CT.....	IA.....	The Phoenix Insurance Company.....	O/B/M.....	100.000	The Travelers Companies, Inc.....	
3548.....	The Travelers Companies, Inc.....	25682.....	06-0336212				The Travelers Indemnity Company of Connecticut.....	CT.....	IA.....	The Phoenix Insurance Company.....	O/B/M.....	100.000	The Travelers Companies, Inc.....	
3548.....	The Travelers Companies, Inc.....	25674.....	36-2719165				Travelers Property Casualty Company of America.....	CT.....	IA.....	The Phoenix Insurance Company.....	O/B/M.....	100.000	The Travelers Companies, Inc.....	
3548.....	The Travelers Companies, Inc.....	00000.....	13-2743602				American Marine Management Services, Inc.....	NY.....	OTH.....	Travelers Property Casualty Company of America	O/B.....	47.500	The Travelers Companies, Inc.....	0110.....
3548.....	The Travelers Companies, Inc.....	00000.....	30-0510298				American Marine Claims & Adjusting Services, Inc.....	NY.....	OTH.....	American Marine Management Services, Inc.....	O/B.....	100.000	The Travelers Companies, Inc.....	0111.....
3548.....	The Travelers Companies, Inc.....	00000.....	06-1501229				Constitution State Services LLC.....	DE.....	NIA.....	The Phoenix Insurance Company.....	O/M.....	100.000	The Travelers Companies, Inc.....	
3548.....	The Travelers Companies, Inc.....	00000.....	06-0303275				Phoenix UK Investments LLC.....	DE.....	NIA.....	The Phoenix Insurance Company.....	O/M.....	100.000	The Travelers Companies, Inc.....	
3548.....	The Travelers Companies, Inc.....	12850.....	04-3175569				The Premier Insurance Company of Massachusetts.....	MA.....	IA.....	The Travelers Indemnity Company.....	O/B/M.....	100.000	The Travelers Companies, Inc.....	
3548.....	The Travelers Companies, Inc.....	28188.....	35-1838077				TravCo Insurance Company.....	CT.....	IA.....	The Travelers Indemnity Company.....	O/B/M.....	100.000	The Travelers Companies, Inc.....	
3548.....	The Travelers Companies, Inc.....	00000.....	20-4403403				TINDY Foreign, Inc.....	DE.....	NIA.....	The Travelers Indemnity Company.....	O/B/M.....	100.000	The Travelers Companies, Inc.....	
3548.....	The Travelers Companies, Inc.....	40282.....	95-3634110				Travelers Commercial Casualty Company.....	CT.....	IA.....	The Travelers Indemnity Company.....	O/B/M.....	100.000	The Travelers Companies, Inc.....	
3548.....	The Travelers Companies, Inc.....	00000.....	62-1657094				Travelers Distribution Alliance, Inc.....	DE.....	NIA.....	The Travelers Indemnity Company.....	O/B/M.....	100.000	The Travelers Companies, Inc.....	
3548.....	The Travelers Companies, Inc.....	00000.....	06-0566050				Travelers TLD, LLC.....	DE.....	NIA.....	The Travelers Indemnity Company.....	O/B/M.....	100.000	The Travelers Companies, Inc.....	
3548.....	The Travelers Companies, Inc.....	00000.....	06-0566050				Tiercel, LLC.....	DE.....	NIA.....	The Travelers Indemnity Company.....	O/B/M.....	100.000	The Travelers Companies, Inc.....	
3548.....	The Travelers Companies, Inc.....	00000.....	06-0566050				Redstart, LLC.....	DE.....	NIA.....	Tiercel, LLC.....	O/B/M.....	100.000	The Travelers Companies, Inc.....	
3548.....	The Travelers Companies, Inc.....	27998.....	35-1838079				The Travelers Home and Marine Insurance Company.....	CT.....	IA.....	The Travelers Indemnity Company.....	O/B/M.....	100.000	The Travelers Companies, Inc.....	
3548.....	The Travelers Companies, Inc.....	41262.....	76-0002592				The Travelers Lloyds Insurance Company.....	TX.....	IA.....	The Travelers Indemnity Company.....	O/M/A.....	100.000	The Travelers Companies, Inc.....	
3548.....	The Travelers Companies, Inc.....	00000.....	06-0566050				Travelers Marine, LLC.....	DE.....	NIA.....	The Travelers Indemnity Company.....	O/B/M.....	100.000	The Travelers Companies, Inc.....	

Q12.4

**THE STANDARD FIRE INSURANCE COMPANY****Asterisk****Explanation**

0100.	Laurel Village Joint Venture Partnership is 50% owned by an unrelated party with no current economic interest.
0101.	USF&G/Fidelity Retail Associates Limited Partnership is 83.95% owned by United State Fidelity and Guaranty Company 1% owned by USF&G Retail Associates GP, Inc.
0102.	Black Mountain Ranch Limited Partnership is 85% owned by St. Paul Fire and Marine Insurance Company and 1% owned by BMR Sports Properties, Inc.
0103.	Castle Pines Fidelity Associates Limited Partnership is 99% owned by St. Paul Fire and Marine Insurance Company and 1% owned by Castle Pines Fidelity Realty, Inc.
0104.	Fidelity Castle Pines Limited Partnership is 50% owned by an unrelated party with no current economic interest.
0105.	English Turn Limited Partnership is 99% owned by English Turn Fidelity Realty, Inc. and 1% owned by St. Paul Fire and Marine Insurance Company.
0106.	Fidelity English Turn Club General Partnership is 99% owned by English Turn Fidelity Realty, Inc. and 1% owned by English Turn Realty Management, Inc.
0107.	Bayhill Restaurant II Associates is 50% owned by an unrelated party, which is the manager.
0108.	Lone Rock Timber Investments I, LLC's other 25% member and manager are unaffiliated with Travelers
0109.	Control determination is based upon application of the last sentence of SSAP 25 paragraph 4.
0110.	Ownership due to Travelers Property Casualty Company of America's participation interest as a subscriber in the American Hull Insurance Syndicate
0111.	Ownership due to Travelers Property Casualty Company of America's participation interest as a subscriber in the American Hull Insurance Syndicate
0112.	St. Paul Fire and Marine owns a significant portion of the investment entity. Although it is managed by an unaffiliated partner, St. Paul Fire and Marine still has control of the entity
0113.	Lone Rock Timber Investments II, LLC's other 10% member and manager are unaffiliated with Travelers



**THE STANDARD FIRE INSURANCE COMPANY  
PART 1 - LOSS EXPERIENCE**

Lines of Business	Current Year to Date			4 Prior Year to Date Direct Loss Percentage
	1 Direct Premiums Earned	2 Direct Losses Incurred	3 Direct Loss Percentage	
1. Fire.....	18,111,116	6,935,500	38.3	49.0
2. Allied lines.....	111,452,675	44,056,844	39.5	247.0
3. Farmowners multiple peril.....	0	0	0.0	0.0
4. Homeowners multiple peril.....	383,146,961	149,719,669	39.1	24.4
5. Commercial multiple peril.....	53,394	961,552	1,800.9	963.4
6. Mortgage guaranty.....	0	0	0.0	0.0
8. Ocean marine.....	31,306,026	11,283,297	36.0	48.6
9. Inland marine.....	8,270,077	2,871,067	34.7	35.0
10. Financial guaranty.....	0	0	0.0	0.0
11.1. Medical professional liability - occurrence.....	0	0	0.0	0.0
11.2. Medical professional liability - claims-made.....	0	0	0.0	0.0
12. Earthquake.....	3,519,650	(4,001)	(0.1)	0.0
13. Group accident and health.....	0	0	0.0	0.0
14. Credit accident and health.....	0	0	0.0	0.0
15. Other accident and health.....	0	0	0.0	0.0
16. Workers' compensation.....	103,888,275	59,074,759	56.9	47.9
17.1 Other liability-occurrence.....	8,216,513	6,519,065	79.3	65.7
17.2 Other liability-claims made.....	0	(48)	0.0	0.0
17.3 Excess workers' compensation.....	0	(927)	0.0	0.0
18.1 Products liability-occurrence.....	0	(5,372,138)	0.0	0.0
18.2 Products liability-claims made.....	0	0	0.0	0.0
19.1, 19.2 Private passenger auto liability.....	169,327,887	101,575,137	60.0	65.7
19.3, 19.4 Commercial auto liability.....	0	177,226	0.0	0.0
21. Auto physical damage.....	107,722,677	66,834,076	62.0	55.6
22. Aircraft (all perils).....	0	0	0.0	0.0
23. Fidelity.....	0	(11)	0.0	0.0
24. Surety.....	616	(62)	(10.1)	(218.5)
26. Burglary and theft.....	7,053	531	7.5	9.2
27. Boiler and machinery.....	0	0	0.0	0.0
28. Credit.....	0	0	0.0	0.0
29. International.....	0	0	0.0	0.0
30. Warranty.....	0	0	0.0	0.0
31. Reinsurance-nonproportional assumed property.....	XXX	XXX	XXX	XXX
32. Reinsurance-nonproportional assumed liability.....	XXX	XXX	XXX	XXX
33. Reinsurance-nonproportional assumed financial lines.....	XXX	XXX	XXX	XXX
34. Aggregate write-ins for other lines of business.....	0	0	0.0	0.0
35. Totals.....	945,022,919	444,631,539	47.0	78.9
<b>DETAILS OF WRITE-INS</b>				
3401.....	0	0	0.0	0.0
3402.....	0	0	0.0	0.0
3403.....	0	0	0.0	0.0
3498. Sum. of remaining write-ins for Line 34 from overflow page.....	0	0	0.0	XXX
3499. Totals (Lines 3401 thru 3403 plus 3498) (Line 34).....	0	0	0.0	0.0

**PART 2 - DIRECT PREMIUMS WRITTEN**

Lines of Business	1	2	3
	Current Quarter	Current Year to Date	Prior Year Year to Date
1. Fire.....	6,270,916	17,908,417	18,572,944
2. Allied lines.....	5,473,206	15,301,982	200,399,721
3. Farmowners multiple peril.....	0	0	0
4. Homeowners multiple peril.....	136,121,332	371,598,247	404,164,438
5. Commercial multiple peril.....	16,070	49,872	65,493
6. Mortgage guaranty.....	0	0	0
8. Ocean marine.....	9,319,505	33,147,278	36,648,731
9. Inland marine.....	2,945,935	8,220,582	8,578,433
10. Financial guaranty.....	0	0	0
11.1. Medical professional liability - occurrence.....	0	0	0
11.2. Medical professional liability - claims made.....	0	0	0
12. Earthquake.....	1,107,154	3,322,361	3,912,015
13. Group accident and health.....	0	0	0
14. Credit accident and health.....	0	0	0
15. Other accident and health.....	0	0	0
16. Workers' compensation.....	36,869,953	109,367,177	108,624,590
17.1 Other liability-occurrence.....	3,166,766	8,286,287	9,392,066
17.2 Other liability-claims made.....	0	0	0
17.3 Excess workers' compensation.....	0	0	0
18.1 Products liability-occurrence.....	0	0	0
18.2 Products liability-claims made.....	0	0	0
19.1 19.2 Private passenger auto liability.....	95,368,217	236,881,694	121,822,337
19.3 19.4 Commercial auto liability.....	0	0	0
21. Auto physical damage.....	57,019,750	146,341,313	80,022,609
22. Aircraft (all perils).....	0	0	0
23. Fidelity.....	0	0	0
24. Surety.....	400	500	250
26. Burglary and theft.....	5,769	15,056	6,737
27. Boiler and machinery.....	0	0	0
28. Credit.....	0	0	0
29. International.....	0	0	0
30. Warranty.....	0	0	0
31. Reinsurance-nonproportional assumed property.....	XXX	XXX	XXX
32. Reinsurance-nonproportional assumed liability.....	XXX	XXX	XXX
33. Reinsurance-nonproportional assumed financial lines.....	XXX	XXX	XXX
34. Aggregate write-ins for other lines of business.....	0	0	0
35. Totals.....	353,684,974	950,440,765	992,210,364
<b>DETAILS OF WRITE-INS</b>			
3401.....	0	0	0
3402.....	0	0	0
3403.....	0	0	0
3498. Sum. of remaining write-ins for Line 34 from overflow page.....	0	0	0
3499. Totals (Lines 3401 thru 3403 plus 3498) (Line 34).....	0	0	0

**PART 3 (000 omitted)**

**LOSS AND LOSS ADJUSTMENT EXPENSE RESERVES SCHEDULE**

	1	2	3	4	5	6	7	8	9	10	11	12	13
Years in Which Losses Occurred	Prior Year-End Known Case Loss and LAE Reserves	Prior Year-End IBNR Loss and LAE Reserves	Total Prior Year-End Loss and LAE Reserves (Cols. 1 + 2)	2014 Loss and LAE Payments on Claims Reported as of Prior Year-End	2014 Loss and LAE Payments on Claims Unreported as of Prior Year-End	Total 2014 Loss and LAE Payments (Cols. 4 + 5)	Q.S. Date Known Case Loss and LAE Reserves on Claims Reported and Open as of Prior Year-End	Q.S. Date Known Case Loss and LAE Reserves on Claims Reported or Reopened Subsequent to Prior Year-End	Q.S. Date IBNR Loss and LAE Reserves	Total Q.S. Loss and LAE Reserves (Cols. 7 + 8 + 9)	Prior Year-End Known Case Loss and LAE Reserves Developed (Savings)/Deficiency (Cols. 4 + 7 minus Col. 1)	Prior Year-End IBNR Loss and LAE Reserves Developed (Savings)/Deficiency (Cols. 5 + 8 + 9 minus Col. 2)	Prior Year-End Total Loss and LAE Reserve Developed (Savings)/Deficiency (Cols. 11 + 12)
1. 2011 + Prior.....	506,000	640,261	1,146,261	109,360	11,138	120,497	442,586	7,870	574,036	1,024,491	45,946	(47,217)	(1,272)
2. 2012.....	98,240	145,507	243,746	44,120	3,208	47,328	77,248	5,815	107,257	190,320	23,129	(29,228)	(6,099)
3. Subtotals 2012 + Prior.....	604,239	785,768	1,390,007	153,480	14,345	167,825	519,834	13,685	681,293	1,214,812	69,074	(76,445)	(7,371)
4. 2013.....	124,866	238,924	363,790	81,849	13,783	95,632	90,962	11,103	160,673	262,738	47,945	(53,365)	(5,420)
5. Subtotals 2013 + Prior.....	729,105	1,024,692	1,753,797	235,329	28,128	263,456	610,796	24,788	841,966	1,477,549	117,020	(129,810)	(12,791)
6. 2014.....	XXX	XXX	XXX	XXX	173,390	173,390	XXX	88,871	199,363	288,234	XXX	XXX	XXX
7. Totals.....	729,105	1,024,692	1,753,797	235,329	201,518	436,846	610,796	113,659	1,041,329	1,765,784	117,020	(129,810)	(12,791)
8. Prior Year-End's Surplus As Regards Policyholders	1,234,781										Col. 11, Line 7 As % of Col. 1, Line 7	Col. 12, Line 7 As % of Col. 2, Line 7	Col. 13, Line 7 As % of Col. 3, Line 7
											1. ....16.0 %	2. ....(12.7)%	3. ....(0.7)%
													Col. 13, Line 7 Line 8
													4. ....(1.0)%

Q14

# SUPPLEMENTAL EXHIBITS AND SCHEDULES INTERROGATORIES

The following supplemental reports are required to be filed as part of your statement filing. However, in the event that your company does not transact the type of business for which the special report must be filed, your response of NO to the specific interrogatory will be accepted in lieu of filing a "NONE" report and a bar code will be printed below. If the supplement is required of your company but is not being filed for whatever reason, enter SEE EXPLANATION and provide an explanation following the interrogatory questions.

	<b>Response</b>
1. Will the Trusteed Surplus Statement be filed with the state of domicile and the NAIC with this statement?	NO _____
2. Will Supplement A to Schedule T (Medical Professional Liability Supplement) be filed with this statement?	NO _____
3. Will the Medicare Part D Coverage Supplement be filed with the state of domicile and the NAIC with this statement?	NO _____
4. Will the Director and Officer Supplement be filed with the state of domicile and the NAIC with this statement?	NO _____

**Explanation:**

- 1.
- 2.
- 3.
- 4.

**Bar Code:**



**THE STANDARD FIRE INSURANCE COMPANY**  
**Overflow Page for Write-Ins**

**Additional Write-ins for Assets:**

	Current Statement Date			4 December 31, Prior Year Net Admitted Assets
	1 Assets	2 Nonadmitted Assets	3 Net Admitted Assets (Cols. 1 - 2)	
2504. Equities and deposits in pools and associations.....	2,096,470	.....0	.....2,096,470	.....2,747,218
2505. Other assets nonadmitted.....	421,372	.....421,372	.....0	.....0
2506. Suspense, undistributed payments.....	.....0	.....0	.....0	.....(518)
2507. Assumed reinsurance receivable and payable.....	.....(15,608)	.....0	.....(15,608)	.....(2,464)
2597. Summary of remaining write-ins for Line 25.....	2,502,234	.....421,372	.....2,080,862	.....2,744,236

**Additional Write-ins for Statement of Income:**

	1 Current Year to Date	2 Prior Year to Date	3 Prior Year Ended December 31
1404. Retroactive reinsurance gain/loss.....	.....(180,964)	.....(209,497)	.....(279,014)
1497. Summary of remaining write-ins for Line 14.....	.....(180,964)	.....(209,497)	.....(279,014)

**THE STANDARD FIRE INSURANCE COMPANY  
SCHEDULE A - VERIFICATION**

Real Estate

	1 Year to Date	2 Prior Year Ended December 31
1. Book/adjusted carrying value, December 31 of prior year.....	0	3,966,007
2. Cost of acquired:		
2.1 Actual cost at time of acquisition.....	0	0
2.2 Additional investment made after acquisition.....	0	0
3. Current year change in encumbrances.....	0	0
4. Total gain (loss) on disposals.....	0	(3,056,931)
5. Deduct amounts received on disposals.....	0	719,733
6. Total foreign exchange change in book/adjusted carrying value.....	0	0
7. Deduct current year's other than temporary impairment recognized.....	0	0
8. Deduct current year's depreciation.....	0	189,344
9. Book/adjusted carrying value at end of current period (Lines 1+2+3+4-5+6-7-8).....	0	0
10. Deduct total nonadmitted amounts.....	0	0
11. Statement value at end of current period (Line 9 minus Line 10).....	0	0

**SCHEDULE B - VERIFICATION**

Mortgage Loans

	1 Year to Date	2 Prior Year Ended December 31
1. Book value/recorded investment excluding accrued interest, December 31 of prior year.....	0	0
2. Cost of acquired:		
2.1 Actual cost at time of acquisition.....	0	0
2.2 Additional investment made after acquisition.....	0	0
3. Capitalized deferred interest and other.....	0	0
4. Accrual of discount.....	0	0
5. Unrealized valuation increase (decrease).....	0	0
6. Total gain (loss) on disposals.....	0	0
7. Deduct amounts received on disposals.....	0	0
8. Deduct amortization of premium and mortgage interest points and commitment fees.....	0	0
9. Total foreign exchange change in book value/recorded investment excluding accrued interest.....	0	0
10. Deduct current year's other than temporary impairment recognized.....	0	0
11. Book value/recorded investment excluding accrued interest at end of current period (Lines 1+2+3+4+5+6-7-8+9-10).....	0	0
12. Total valuation allowance.....	0	0
13. Subtotal (Line 11 plus Line 12).....	0	0
14. Deduct total nonadmitted amounts.....	0	0
15. Statement value at end of current period (Line 13 minus Line 14).....	0	0

NONE

**SCHEDULE BA - VERIFICATION**

Other Long-Term Invested Assets

	1 Year to Date	2 Prior Year Ended December 31
1. Book/adjusted carrying value, December 31 of prior year.....	255,092,110	209,862,844
2. Cost of acquired:		
2.1 Actual cost at time of acquisition.....	0	1,706,533
2.2 Additional investment made after acquisition.....	45,888,203	40,824,732
3. Capitalized deferred interest and other.....	0	0
4. Accrual of discount.....	0	0
5. Unrealized valuation increase (decrease).....	21,769,016	11,096,967
6. Total gain (loss) on disposals.....	0	0
7. Deduct amounts received on disposals.....	6,997,669	8,165,765
8. Deduct amortization of premium and depreciation.....	55,807	56,783
9. Total foreign exchange change in book/adjusted carrying value.....	0	0
10. Deduct current year's other than temporary impairment recognized.....	49,903	176,418
11. Book/adjusted carrying value at end of current period (Lines 1+2+3+4+5+6-7-8+9-10).....	315,645,951	255,092,110
12. Deduct total nonadmitted amounts.....	22,649,280	20,335,246
13. Statement value at end of current period (Line 11 minus Line 12).....	292,996,671	234,756,864

**SCHEDULE D - VERIFICATION**

Bonds and Stocks

	1 Year to Date	2 Prior Year Ended December 31
1. Book/adjusted carrying value of bonds and stocks, December 31 of prior year.....	2,829,267,640	2,761,960,448
2. Cost of bonds and stocks acquired.....	159,754,816	320,322,624
3. Accrual of discount.....	967,579	1,549,716
4. Unrealized valuation increase (decrease).....	44,652,965	35,702,138
5. Total gain (loss) on disposals.....	515,308	3,716,350
6. Deduct consideration for bonds and stocks disposed of.....	269,632,512	276,637,491
7. Deduct amortization of premium.....	10,038,269	14,337,372
8. Total foreign exchange change in book/adjusted carrying value.....	0	0
9. Deduct current year's other than temporary impairment recognized.....	0	3,008,773
10. Book/adjusted carrying value at end of current period (Lines 1+2+3+4+5-6-7+8-9).....	2,755,487,528	2,829,267,640
11. Deduct total nonadmitted amounts.....	33,446	0
12. Statement value at end of current period (Line 10 minus Line 11).....	2,755,454,082	2,829,267,640

## SCHEDULE D - PART 1B

Showing the Acquisitions, Dispositions and Non-Trading Activity  
During the Current Quarter for all Bonds and Preferred Stock by NAIC Designation

NAIC Designation	1 Book/Adjusted Carrying Value Beginning of Current Quarter	2 Acquisitions During Current Quarter	3 Dispositions During Current Quarter	4 Non-Trading Activity During Current Quarter	5 Book/Adjusted Carrying Value End of First Quarter	6 Book/Adjusted Carrying Value End of Second Quarter	7 Book/Adjusted Carrying Value End of Third Quarter	8 Book/Adjusted Carrying Value December 31 Prior Year
<b>BONDS</b>								
1. NAIC 1 (a).....	1,898,310,380	373,766,445	369,691,928	4,468,530	1,974,943,825	1,898,310,380	1,906,853,427	2,016,317,477
2. NAIC 2 (a).....	267,464,819	10,092,370	2,627,501	(7,476,543)	285,298,378	267,464,819	267,453,144	285,932,451
3. NAIC 3 (a).....	66,706,117	9,400,000	1,186,388	(6,402,169)	58,514,025	66,706,117	68,517,561	54,725,767
4. NAIC 4 (a).....	25,182,833	0	281,603	5,341,215	24,264,521	25,182,833	30,242,445	24,393,432
5. NAIC 5 (a).....	2,832,251	0	76,035	295,500	2,906,897	2,832,251	3,051,716	3,236,305
6. NAIC 6 (a).....	276,000	0	0	(276,000)	273,000	276,000	0	0
7. Total Bonds.....	2,260,772,400	393,258,815	373,863,455	(4,049,467)	2,346,200,646	2,260,772,400	2,276,118,293	2,384,605,433
<b>PREFERRED STOCK</b>								
8. NAIC 1.....	0	0	0	0	0	0	0	0
9. NAIC 2.....	608,211	0	0	2,900	629,120	608,211	611,111	607,637
10. NAIC 3.....	0	0	0	0	0	0	0	0
11. NAIC 4.....	0	0	0	0	0	0	0	0
12. NAIC 5.....	0	0	0	0	0	0	0	0
13. NAIC 6.....	0	0	0	0	0	0	0	0
14. Total Preferred Stock.....	608,211	0	0	2,900	629,120	608,211	611,111	607,637
15. Total Bonds and Preferred Stock.....	2,261,380,611	393,258,815	373,863,455	(4,046,567)	2,346,829,766	2,261,380,611	2,276,729,404	2,385,213,070

QS102

(a) Book/Adjusted Carrying Value column for the end of the current reporting period includes the following amount of non-rated short-term and cash equivalent bonds by NAIC designation:  
NAIC 1 \$.....0; NAIC 2 \$.....0; NAIC 3 \$.....0; NAIC 4 \$.....0; NAIC 5 \$.....0; NAIC 6 \$.....0.

**THE STANDARD FIRE INSURANCE COMPANY**  
**SCHEDULE DA - PART 1**

Short-Term Investments

	1 Book/Adjusted Carrying Value	2 Par Value	3 Actual Cost	4 Interest Collected Year To Date	5 Paid for Accrued Interest Year To Date
9199999.....	.....66,944,307	.....XXX.....	.....66,944,307	.....3,579	.....0

**SCHEDULE DA - VERIFICATION**

Short-Term Investments

	1 Year to Date	2 Prior Year Ended December 31
1. Book/adjusted carrying value, December 31 of prior year.....	.....64,531,122	.....8,272,698
2. Cost of short-term investments acquired.....	.....1,051,078,974	.....2,439,256,371
3. Accrual of discount.....	.....0	.....0
4. Unrealized valuation increase (decrease).....	.....0	.....0
5. Total gain (loss) on disposals.....	.....0	.....0
6. Deduct consideration received on disposals.....	.....1,048,665,789	.....2,382,997,947
7. Deduct amortization of premium.....	.....0	.....0
8. Total foreign exchange change in book/adjusted carrying value.....	.....0	.....0
9. Deduct current year's other than temporary impairment recognized.....	.....0	.....0
10. Book/adjusted carrying value at end of current period (Lines 1+2+3+4+5-6-7+8-9).....	.....66,944,307	.....64,531,122
11. Deduct total nonadmitted amounts.....	.....0	.....0
12. Statement value at end of current period (Line 10 minus Line 11).....	.....66,944,307	.....64,531,122

**Sch. DB-Pt A-Verification  
NONE**

**Sch. DB-Pt B-Verification  
NONE**

**Sch. DB-Pt C-Sn 1  
NONE**

**Sch. DB-Pt C-Sn 2  
NONE**

**Sch. DB-Verification  
NONE**



**THE STANDARD FIRE INSURANCE COMPANY**  
**SCHEDULE E- VERIFICATION**

Cash Equivalents

	1 Year to Date	2 Prior Year Ended December 31
1. Book/adjusted carrying value, December 31 of prior year.....	10,500,000	0
2. Cost of cash equivalents acquired.....	70,500,000	21,000,000
3. Accrual of discount.....	0	0
4. Unrealized valuation increase (decrease).....	0	0
5. Total gain (loss) on disposals.....	0	0
6. Deduct consideration received on disposals.....	61,000,000	10,500,000
7. Deduct amortization of premium.....	0	0
8. Total foreign exchange change in book/ adjusted carrying value.....	0	0
9. Deduct current year's other than temporary impairment recognized.....	0	0
10. Book/adjusted carrying value at end of current period (Lines 1+2+3+4+5-6-7+8-9).....	20,000,000	10,500,000
11. Deduct total nonadmitted amounts.....	0	0
12. Statement value at end of current period (Line 10 minus Line 11).....	20,000,000	10,500,000

**Sch. A-Pt 2  
NONE**

**Sch. A-Pt 3  
NONE**

**Sch. B-Pt 2  
NONE**

**Sch. B-Pt 3  
NONE**

### SCHEDULE BA - PART 2

Showing Other Long-Term Invested Assets ACQUIRED AND ADDITIONS MADE During the Current Quarter

1 CUSIP Identification	2 Name or Description	3 Location		4 State	5 Name of Vendor or General Partner	6 NAIC Design- ation	7 Date Originally Acquired	8 Type and Strategy	9 Actual Cost at Time of Acquisition	10 Additional Investment Made After Acquisition	11 Amount of Encumbrances	12 Commitment for Additional Investment	13 Percentage of Ownership
		City											
<b>Joint Venture or Partnership Interests That Have Underlying Characteristics of Common Stocks - Unaffiliated</b>													
	American Industrial Partners Capital Fund III, L.P.	San Francisco	CA		American Industrial Partners		02/18/2000	3	0	308	0	124,327	0.7
	Blackstone Capital Partners V L.P.	New York	NY		Blackstone Group		12/07/2005	3	0	14,499	0	1,427,184	0.1
	Chartwell Investors II, L.P.	New York	NY		Chartwell Managers		02/03/1999	3	0	47	0	0	0.2
	Excellere Capital Fund II, L.P.	Denver	CO		Excellere Partners		12/15/2010	3	0	1,788,285	0	14,311,808	3.9
	RRE Ventures V, L.P.	New York	NY		RRE Ventures		08/02/2011	1	0	1,690,775	0	4,696,401	5.8
	Thayer Equity Investors IV, L.P.	Washington	DC		HCI Equity Partners		01/05/1999	3	0	938	0	22,500	0.1
	Thompson Street Capital Partners III, L.P.	St. Louis	MO		Thompson Street Capital Partners		08/04/2011	3	0	59,029	0	9,522,017	4.0
	VMG Partners II, L.P.	San Francisco	CA		VMG Equity Partners		06/15/2011	3	0	812,184	0	8,676,029	5.4
1599999. Total - Joint Venture or Partnership Interests That Have Underlying Characteristics of Common Stocks - Unaffiliated									0	4,366,064	0	38,780,266	XXX
<b>Joint Venture or Partnership Interests That Have Underlying Characteristics of Other - Unaffiliated</b>													
	CI Capital Investors II, L.P.	New York	NY		CI Capital Partners LLC		11/23/2010	3	0	640,420	0	6,798,896	2.4
	Cohesive Capital Partners, L.P.	New York	NY		Cohesive Capital Partners		11/15/2010	3	0	391,539	0	10,348,555	12.6
	Global Infrastructure Partners II-A, L.P.	New York	NY		Global Infrastructure Partners		12/03/2011	0	0	137,304	0	16,677,973	0.9
	Gridiron Capital Fund II, L.P.	New Caanan	CT		Gridiron Capital		05/23/2011	3	0	(515,180)	0	5,563,028	3.3
	Level Equity Growth Partners I, L.P.	New York	NY		Level Equity Management LLC		04/06/2011	0	0	1,154,611	0	3,435,065	8.8
	Monomoy Capital Partners II, L.P.	New York	NY		Monomoy Capital Partners		09/17/2010	0	0	2,761,915	0	10,053,383	3.0
	Snow Phipps II, L.P.	New York	NY		Snow Phipps Group LLC		03/04/2011	3	0	(46,014)	0	6,456,653	1.7
	YTM4 Co Investment Partners, LP	New York	NY		Yorktown Partners		05/15/2013	0	0	332,745	0	179,024	6.1
2199999. Total - Joint Venture or Partnership Interests That Have Underlying Characteristics of Other - Unaffiliated									0	4,857,340	0	59,512,576	XXX
4499999. Subtotal - Unaffiliated									0	9,223,404	0	98,292,842	XXX
4699999. Totals									0	9,223,404	0	98,292,842	XXX

QE03

### SCHEDULE BA - PART 3

Showing Other Long-Term Invested Assets DISPOSED, Transferred or Repaid During the Current Quarter

1 CUSIP Identification	2 Name or Description	3 Location		5 Name of Purchaser or Nature of Disposal	6 Date Originally Acquired	7 Disposal Date	8 Book/Adjusted Carrying Value Less Encumbrances, Prior Year	9 Changes in Book/Adjusted Carrying Value						15 Book/Adjusted Carrying Value Less Encumbrances on Disposal	16 Consideration	17 Foreign Exchange Gain (Loss) on Disposal	18 Realized Gain (Loss) on Disposal	19 Total Gain (Loss) on Disposal	20 Investment Income
		City	State					9 Unrealized Valuation Increase (Decrease)	10 Current Year's (Depreciation) or (Amortization)/ Accretion	11 Current Year's Other Than Temporary Impairment Recognized	12 Capitalized Deferred Interest and Other	13 Total Change in B./A.C.V. (9+10-11+12)	14 Total Foreign Exchange Change in B./A.C.V.						
<b>Joint Venture or Partnership Interests That Have Underlying Characteristics of Common Stocks - Unaffiliated</b>																			
	AG Super Fund, LP	New York	NY	Distribution	08/01/2005	07/31/2014	14,502	0	0	0	0	0	0	14,502	14,502	0	0	0	0
	Chartwell Investors II, L.P.	New York	NY	Distribution	02/03/1999	09/18/2014	5,110	0	0	0	0	0	0	5,110	5,110	0	0	0	0
	DFJ Element, L.P.	Radnor	PA	Distribution	03/15/2006	08/18/2014	280,599	0	0	0	0	0	0	280,599	280,599	0	0	0	0
	Greenwich Street Capital Partners II, L.P.	Florham Park	NJ	Distribution	12/29/2000	09/24/2014	(2,936)	0	0	0	0	0	0	(2,936)	(2,936)	0	0	0	0
	Pomona Capital IV, L.P.	New York	NY	Distribution	07/12/1999	09/29/2014	3,177	0	0	0	0	0	0	3,177	3,177	0	0	0	0
	Thayer Equity Investors IV, L.P.	Washington	DC	Distribution	01/05/1999	07/10/2014	5,501	0	0	0	0	0	0	5,501	5,501	0	0	0	0
	VS&A Communications Partners III, L.P.	New York	NY	Distribution	04/01/1999	09/26/2014	8,064	0	0	0	0	0	0	8,064	8,064	0	0	0	0
1599999. Total - Joint Venture or Partnership Interests That Have Underlying Characteristics of Common Stocks - Unaffiliated								314,017	0	0	0	0	0	314,017	314,017	0	0	0	0
<b>Joint Venture or Partnership Interests That Have Underlying Characteristics of Real Estate - Unaffiliated</b>																			
	AEW Partners V, L.P.	Boston	MA	Distribution	07/31/2005	09/12/2014	1,309,801	0	0	0	0	0	0	1,309,801	1,309,801	0	0	0	0

**SCHEDULE BA - PART 3**

Showing Other Long-Term Invested Assets DISPOSED, Transferred or Repaid During the Current Quarter

1 CUSIP Identification	2 Name or Description	Location		5 Name of Purchaser or Nature of Disposal	6 Date Originally Acquired	7 Disposal Date	8 Book/Adjusted Carrying Value Less Encumbrances, Prior Year	Changes in Book/Adjusted Carrying Value						15 Book/Adjusted Carrying Value Less Encumbrances on Disposal	16 Consideration	17 Foreign Exchange Gain (Loss) on Disposal	18 Realized Gain (Loss) on Disposal	19 Total Gain (Loss) on Disposal	20 Investment Income		
		3 City	4 State					9 Unrealized Valuation Increase (Decrease)	10 Current Year's (Depreciation) or (Amortization)/ Accretion	11 Current Year's Other Than Temporary Impairment Recognized	12 Capitalized Deferred Interest and Other	13 Total Change in B./A.C.V. (9+10-11+12)	14 Total Foreign Exchange Change in B./A.C.V.								
	Tishman Speyer/Citigrp Alt Inv RE IV LLC.....	New York.....	NY...	Liquidation.....	05/03/2000	06/30/2014	.....0	.....(3,649,381)	.....0	.....0	.....0	.....0	.....(3,649,381)	.....0	.....(3,649,381)	.....(3,649,381)	.....0	.....0	.....0	.....3,649,381	
1799999. Total - Joint Venture or Partnership Interests That Have Underlying Characteristics of Real Estate - Unaffiliated.....								.....1,309,801	.....(3,649,381)	.....0	.....0	.....0	.....0	.....(3,649,381)	.....0	.....(2,339,580)	.....(2,339,580)	.....0	.....0	.....0	.....3,649,381
<b>Joint Venture or Partnership Interests That Have Underlying Characteristics of Real Estate - Affiliated</b>																					
	Oregon Evergreen Investor I, LLC.....	Wilmington.....	DE...	Return of Capital.....	09/30/2014	09/30/2014	.....1,687,500	.....0	.....0	.....0	.....0	.....0	.....0	.....0	.....1,687,500	.....1,687,500	.....0	.....0	.....0	.....0	
1899999. Total - Joint Venture or Partnership Interests That Have Underlying Characteristics of Real Estate - Affiliated.....								.....1,687,500	.....0	.....0	.....0	.....0	.....0	.....0	.....1,687,500	.....1,687,500	.....0	.....0	.....0	.....0	.....0
<b>Joint Venture or Partnership Interests That Have Underlying Characteristics of Other - Unaffiliated</b>																					
	Global Infrastructure Partners II-A, L.P.....	New York.....	NY...	Distribution.....	12/03/2011	07/17/2014	.....3,965,460	.....0	.....0	.....0	.....0	.....0	.....0	.....0	.....3,965,460	.....3,965,460	.....0	.....0	.....0	.....0	
	Gridiron Capital Fund II, L.P.....	New Caanan.....	CT...	Distribution.....	05/23/2011	08/14/2014	.....(804,203)	.....0	.....0	.....0	.....0	.....0	.....0	.....0	.....(804,203)	.....(804,203)	.....0	.....0	.....0	.....0	
	Monomoy Capital Partners II, L.P.....	New York.....	NY...	Distribution.....	09/17/2010	07/31/2014	.....2,024,939	.....0	.....0	.....0	.....0	.....0	.....0	.....0	.....2,024,939	.....2,024,939	.....0	.....0	.....0	.....0	
	Reservoir Capital Partners, L.P.....	New York.....	NY...	Distribution.....	10/01/1999	07/31/2014	.....473	.....0	.....0	.....0	.....0	.....0	.....0	.....0	.....473	.....473	.....0	.....0	.....0	.....0	
	Sheridan Production Partners II-A, L.P.....	Houston.....	TX...	Distribution.....	09/30/2010	07/25/2014	.....75,000	.....0	.....0	.....0	.....0	.....0	.....0	.....0	.....75,000	.....75,000	.....0	.....0	.....0	.....0	
	Snow Phipps II, L.P.....	New York.....	NY...	Distribution.....	03/04/2011	09/30/2014	.....(224,142)	.....0	.....0	.....0	.....0	.....0	.....0	.....0	.....(224,142)	.....(224,142)	.....0	.....0	.....0	.....0	
2199999. Total - Joint Venture or Partnership Interests That Have Underlying Characteristics of Other - Unaffiliated.....								.....5,037,526	.....0	.....0	.....0	.....0	.....0	.....0	.....5,037,526	.....5,037,526	.....0	.....0	.....0	.....0	
4499999. Subtotal - Unaffiliated.....								.....6,661,345	.....(3,649,381)	.....0	.....0	.....0	.....0	.....0	.....3,011,964	.....3,011,964	.....0	.....0	.....0	.....3,649,381	
4599999. Subtotal - Affiliated.....								.....1,687,500	.....0	.....0	.....0	.....0	.....0	.....0	.....1,687,500	.....1,687,500	.....0	.....0	.....0	.....0	
4699999. Totals.....								.....8,348,845	.....(3,649,381)	.....0	.....0	.....0	.....0	.....0	.....4,699,464	.....4,699,464	.....0	.....0	.....0	.....3,649,381	

QE03.1

### SCHEDULE D - PART 3

Show all Long-Term Bonds and Stock Acquired During the Current Quarter

1 CUSIP Identification	2 Description	3 Foreign	4 Date Acquired	5 Name of Vendor	6 Number of Shares of Stock	7 Actual Cost	8 Par Value	9 Paid for Accrued Interest and Dividends	10 NAIC Designation or Market Indicator (a)
<b>Bonds - U.S. Government</b>									
38378X PZ 8	GNR 2014-130 A		09/17/2014	BARCLAYS CAPITAL INC.		9,956,641	10,000,000	16,916	1
0599999. Total Bonds - U.S. Government						9,956,641	10,000,000	16,916	XXX
<b>Bonds - U.S. Political Subdivisions of States, Territories and Possessions</b>									
520121 LD 4	LAWRENCE GENERAL OBLIGAT 3.250 2029 09		09/09/2014	PIPER JAFFRAY		1,475,912	1,450,000	0	1FE
930863 5S 0	WAKE CO GENERAL OBLIGATI 3.500 2034 09		08/19/2014	BAS-MERRILL LYNCH		8,350,067	8,170,000	0	1FE
2499999. Total Bonds - U.S. Political Subdivisions of States, Territories and Possessions						9,825,978	9,620,000	0	XXX
<b>Bonds - U.S. Special Revenue and Special Assessment</b>									
45203H B6 8	ILLINOIS FIN AUTH (UNIV 5.000 2038 10		09/24/2014	CITIGROUP GLOBAL MARKETS		6,813,840	6,000,000	39,167	1FE
3199999. Total Bonds - U.S. Special Revenue and Special Assessment						6,813,840	6,000,000	39,167	XXX
<b>Bonds - Industrial and Miscellaneous</b>									
000000 00 0	ALBLLC TB B3 5.000 2019 08		08/11/2014	CREDIT SUISSE FIRST BOSTON		7,387,500	7,500,000	0	3FE
032095 AE 1	AMPHENOL CORP 3.125 2021 09		09/09/2014	J P MORGAN CHASE SECURITIES INC		999,120	1,000,000	0	2FE
23918K D@ 4	DAVITA TL B 3.500 2021 06		07/01/2014	BARCLAYS CAPITAL INC.		2,012,500	2,000,000	0	3FE
260543 CJ 0	DOW CHEMICAL CO 3.500 2024 10		09/09/2014	CITIGROUP GLOBAL MARKETS		987,300	1,000,000	0	2FE
278642 AH 6	EBAY INC 2.200 2019 08		07/23/2014	J P MORGAN CHASE SECURITIES INC		997,880	1,000,000	0	1FE
26875P AK 7	EOG RESOURCES INC 2.625 2023 03		07/31/2014	CITIGROUP GLOBAL MARKETS		436,368	455,000	4,645	1FE
29736R AE 0	ESTEE LAUDER CO 2.350 2022 08		08/28/2014	J P MORGAN CHASE SECURITIES INC		718,163	740,000	870	1FE
41283L AD 7	HARLEY-DAVIDSON FINANCIA 2.400 2019 09		09/11/2014	J P MORGAN CHASE SECURITIES INC		996,170	1,000,000	0	1FE
437076 BC 5	HOME DEPOT INC 3.750 2024 02		08/26/2014	CREDIT SUISSE FIRST BOSTON		1,055,290	1,000,000	1,458	1FE
460146 CG 6	INTERNATIONAL PAPER CO 4.750 2022 02		09/17/2014	GOLDMAN SACHS & CO		1,085,820	1,000,000	4,882	2FE
548661 DD 6	LOWES COMPANIES 3.125 2024 09		09/03/2014	GOLDMAN SACHS & CO		991,330	1,000,000	0	1FE
690732 AD 4	OWENS & MINOR 3.875 2021 09		09/11/2014	J P MORGAN CHASE SECURITIES INC		995,390	1,000,000	0	2FE
74256L AG 4	PRINCIPAL LIFE GLOBAL FU 2.250 2018 10		09/10/2014	UBS AG		427,180	425,000	3,984	1FE
74256L AN 9	PRINCIPAL LIFE GLOBAL FU 2.375 2019 09		09/04/2014	DEUTSCHE BANC		998,130	1,000,000	0	1FE
771196 AS 1	ROCHE HOLDINGS INC (144A 6.000 2019 03	R	07/22/2014	CITIGROUP GLOBAL MARKETS		1,172,390	1,000,000	24,000	1FE
771196 BE 1	ROCHE HOLDINGS INC (144A 3.350 2024 09	R	09/22/2014	DEUTSCHE BANC		1,994,940	2,000,000	0	1FE
842434 CM 2	SOUTHERN CALIFORNIA GAS 3.150 2024 09		09/08/2014	BAS-MERRILL LYNCH		996,340	1,000,000	0	1FE
85590A AQ 7	STARWOOD HOTELS & RESORT 3.750 2025 03		09/08/2014	J P MORGAN CHASE SECURITIES INC		989,130	1,000,000	0	2FE
871829 AT 4	SYSKO CORP 3.000 2021 10		09/23/2014	GOLDMAN SACHS & CO		997,810	1,000,000	0	1FE
871829 AU 1	SYSKO CORP 3.500 2024 10		09/23/2014	GOLDMAN SACHS & CO		996,160	1,000,000	0	1FE
94974B GA 2	WELLS FARGO 3.300 2024 09		09/02/2014	WELLS FARGO SECURITIES		997,300	1,000,000	0	1FE
958254 AB 0	WESTERN GAS 4.000 2022 07		08/13/2014	MIZUHO INTERNATIONAL PLC		1,044,900	1,000,000	5,222	2FE
90131H AC 9	21ST CENTURY FOX 3.700 2024 09		09/10/2014	J P MORGAN CHASE SECURITIES INC		999,590	1,000,000	0	2FE
884903 BT 1	THOMSON REUTERS CORP 3.850 2024 09	A	09/22/2014	DEUTSCHE BANC		994,660	1,000,000	0	2FE
111013 AM 0	BRITISH SKY BROADCASTING 2.625 2019 09	F	09/09/2014	MORGAN STANLEY		998,510	1,000,000	0	2FE
449786 BD 3	ING BANK NV (144A) 2.500 2019 10	F	09/23/2014	CITIGROUP GLOBAL MARKETS		994,600	1,000,000	0	1FE
86803U AB 7	SUNTORY HOLDINGS LTD (14 2.550 2019 09	F	09/24/2014	MORGAN STANLEY		997,950	1,000,000	0	2FE
3899999. Total Bonds - Industrial and Miscellaneous						34,262,421	34,120,000	45,061	XXX
8399997. Total Bonds - Part 3						60,858,880	59,740,000	101,144	XXX

QE04

### SCHEDULE D - PART 3

Show all Long-Term Bonds and Stock Acquired During the Current Quarter

1 CUSIP Identification	2 Description	3 Foreign	4 Date Acquired	5 Name of Vendor	6 Number of Shares of Stock	7 Actual Cost	8 Par Value	9 Paid for Accrued Interest and Dividends	10 NAIC Designation or Market Indicator (a)
8399999. Total Bonds.....						60,858,880	59,740,000	101,144	XXX
<b>Common Stocks - Industrial and Miscellaneous</b>									
140661 10 9	CAPMARK FINANCIAL GROUP INC.....		09/02/2014	EXCHANGE.....	106.000	0	XXX	0	U.....
140661 AF 6	CAPMARK FINANCIAL FRN 30/SE AF6.....		07/30/2014	DIRECT WITH COMPANY.....	106.000	0	XXX	0	U.....
9099999. Total Common Stocks - Industrial and Miscellaneous.....						0	XXX	0	XXX
9799997. Total Common Stocks - Part 3.....						0	XXX	0	XXX
9799999. Total Common Stocks.....						0	XXX	0	XXX
9899999. Total Preferred and Common Stocks.....						0	XXX	0	XXX
9999999. Total Bonds, Preferred and Common Stocks.....						60,858,880	XXX	101,144	XXX

(a) For all common stock bearing the NAIC market indicator "U" provide: the number of such issues:.....2.

QE04.1

**SCHEDULE D - PART 4**

Show All Long-Term Bonds and Stock Sold, Redeemed or Otherwise Disposed of During the Current Quarter

1	2	3	4	5	6	7	8	9	10	Change in Book/Adjusted Carrying Value					16	17	18	19	20	21	22
										11	12	13	14	15							
CUSIP Identification	Description	For eign	Disposal Date	Name of Purchaser	Number of Shares of Stock	Consideration	Par Value	Actual Cost	Prior Year Book/ Adjusted Carrying Value	Unrealized Valuation Increase/ (Decrease)	Current Year's (Amortization)/ Accretion	Current Year's Other Than Temporary Impairment Recognized	Total Change in B./A.C.V. (11+12-13)	Total Foreign Exchange Change in B./A.C.V.	Book/ Adjusted Carrying Value At Disposal Date	Foreign Exchange Gain (Loss) on Disposal	Realized Gain (Loss) on Disposal	Total Gain (Loss) on Disposal	Bond Interest/ Stock Dividends Received During Year	Stated Contractual Maturity Date	NAIC Designation or Market Indicator (a)
<b>Bonds - U.S. Government</b>																					
912828	RG 7		09/15/2014	MATURED		10,000,000	10,000,000	9,996,909	9,998,732	0	1,268	0	1,268	0	10,000,000	0	0	0	25,000	09/15/2014	1
36217G	CJ 4		07/18/2014	VARIOUS		7,949	7,425	7,764	7,523	0	(25)	0	(25)	0	7,498	0	451	451	416	06/15/2017	1
383739	MY 2		09/20/2014	PAID ON PRINCIPAL		100,404	100,404	95,704	97,906	0	2,498	0	2,498	0	100,404	0	0	0	4,231	03/20/2031	1
38373R	C9 8		09/16/2014	PAID ON PRINCIPAL		395,145	395,145	394,721	394,121	0	1,024	0	1,024	0	395,145	0	0	0	18,231	10/16/2031	1
0599999. Total Bonds - U.S. Government						10,503,498	10,502,974	10,495,098	10,498,282	0	4,765	0	4,765	0	10,503,047	0	451	451	47,878	XXX	XXX
<b>Bonds - U.S. States, Territories and Possessions</b>																					
604128	7F 9		08/01/2014	REDEEMED		14,825,000	14,825,000	15,822,426	14,895,680	0	(70,680)	0	(70,680)	0	14,825,000	0	0	0	741,250	08/01/2019	1FE
745145	EH 1		07/01/2014	MATURED		5,000,000	5,000,000	5,609,950	5,026,695	0	(26,695)	0	(26,695)	0	5,000,000	0	0	0	300,000	07/01/2014	1FE
1799999. Total Bonds - U.S. States, Territories and Possessions						19,825,000	19,825,000	21,432,376	19,922,375	0	(97,375)	0	(97,375)	0	19,825,000	0	0	0	1,041,250	XXX	XXX
<b>Bonds - U.S. Political Subdivisions of States, Territories and Possessions</b>																					
083774	DT 3		09/01/2014	MATURED		1,300,000	1,300,000	1,269,307	1,297,274	0	2,726	0	2,726	0	1,300,000	0	0	0	43,875	09/01/2014	1FE
199491	RH 6		07/01/2014	REDEEMED		1,000,000	1,000,000	1,078,980	1,011,706	0	(11,706)	0	(11,706)	0	1,000,000	0	0	0	50,000	07/01/2019	1FE
2499999. Total Bonds - U.S. Political Subdivisions of States, Territories and Possessions						2,300,000	2,300,000	2,348,287	2,308,981	0	(8,981)	0	(8,981)	0	2,300,000	0	0	0	93,875	XXX	XXX
<b>Bonds - U.S. Special Revenue and Special Assessment</b>																					
246428	ZQ 2		07/01/2014	REDEEMED		1,614,000	1,614,000	1,786,343	1,624,436	0	(10,436)	0	(10,436)	0	1,614,000	0	0	0	80,700	07/01/2015	1FE
246428	ZT 6		07/01/2014	REDEEMED		5,411,000	5,411,000	5,988,787	5,445,987	0	(34,987)	0	(34,987)	0	5,411,000	0	0	0	270,550	07/01/2015	1FE
45200B	GX 0		07/01/2014	REDEEMED		1,615,000	1,615,000	1,728,050	1,631,796	0	(16,796)	0	(16,796)	0	1,615,000	0	0	0	80,750	07/01/2020	1FE
576049	ZP 8		07/15/2014	REDEEMED		875,000	875,000	1,105,886	974,979	0	(99,979)	0	(99,979)	0	875,000	0	0	0	56,875	07/15/2019	1FE
60000*	AA 2		09/15/2014	REDEEMED		14,639	14,639	14,639	14,639	0	0	0	0	0	14,639	0	0	0	695	07/15/2020	5*
709235	LX 1		08/15/2014	MATURED		5,000,000	5,000,000	5,354,550	5,022,610	0	(22,610)	0	(22,610)	0	5,000,000	0	0	0	262,500	08/15/2014	1FE
882555	UY 9		09/01/2014	MATURED		40,000	40,000	25,674	38,881	0	1,119	0	1,119	0	40,000	0	0	0	0	09/01/2014	1FE
882555	VK 8		09/01/2014	MATURED		8,370,000	8,370,000	5,321,646	8,135,779	0	234,221	0	234,221	0	8,370,000	0	0	0	0	09/01/2014	1FE
915115	P6 0		07/01/2014	REDEEMED		7,660,000	7,660,000	8,605,857	7,714,377	0	(54,377)	0	(54,377)	0	7,660,000	0	0	0	383,000	07/01/2015	1FE
05053*	AA 3		09/15/2014	REDEEMED		4,922	4,922	4,922	4,922	0	0	0	0	0	4,922	0	0	0	243	04/15/2021	5*
31296L	B2 6		09/15/2014	PAID ON PRINCIPAL		78,845	78,845	75,186	76,458	0	2,387	0	2,387	0	78,845	0	0	0	3,083	08/15/2033	1
31296L	QV 6		09/15/2014	PAID ON PRINCIPAL		367	367	350	349	0	17	0	17	0	367	0	0	0	13	08/15/2033	1
31292H	X4 1		09/15/2014	PAID ON PRINCIPAL		32,535	32,535	31,515	31,723	0	812	0	812	0	32,535	0	0	0	1,183	08/15/2033	1
31294K	Q7 3		09/15/2014	PAID ON PRINCIPAL		132,384	132,384	134,412	133,013	0	(629)	0	(629)	0	132,384	0	0	0	4,416	05/15/2018	1
3128H3	W6 4		09/15/2014	PAID ON PRINCIPAL		5,056	5,056	5,134	5,087	0	(31)	0	(31)	0	5,056	0	0	0	176	05/15/2018	1
3128H6	BP 8		09/15/2014	PAID ON PRINCIPAL		662	662	672	665	0	(3)	0	(3)	0	662	0	0	0	22	07/15/2018	1
31283H	LP 8		07/18/2014	VARIOUS		9,013	8,022	8,252	8,324	0	(22)	0	(22)	0	8,302	0	711	711	318	06/15/2029	1
31283H	WY 7		09/15/2014	PAID ON PRINCIPAL		9,107	9,107	8,822	8,866	0	241	0	241	0	9,107	0	0	0	334	06/15/2033	1
31283H	WZ 4		09/15/2014	PAID ON PRINCIPAL		81,783	81,783	84,049	84,244	0	(2,461)	0	(2,461)	0	81,783	0	0	0	3,236	04/15/2033	1
31283Y	4Y 1		09/15/2014	PAID ON PRINCIPAL		4,981	4,981	4,965	4,965	0	16	0	16	0	4,981	0	0	0	216	05/15/2028	1
31283Y	4Z 8		09/15/2014	PAID ON PRINCIPAL		475	475	473	473	0	2	0	2	0	475	0	0	0	21	05/15/2028	1

QE05

**SCHEDULE D - PART 4**

Show All Long-Term Bonds and Stock Sold, Redeemed or Otherwise Disposed of During the Current Quarter

1	2	3	4	5	6	7	8	9	10	Change in Book/Adjusted Carrying Value					16	17	18	19	20	21	22
										11	12	13	14	15							
CUSIP Identification	Description	For eig n	Disposal Date	Name of Purchaser	Number of Shares of Stock	Consideration	Par Value	Actual Cost	Prior Year Book/ Adjusted Carrying Value	Unrealized Valuation Increase/ (Decrease)	Current Year's (Amortization)/ Accretion	Current Year's Other Than Temporary Impairment Recognized	Total Change in B./A.C.V. (11+12-13)	Total Foreign Exchange Change in B./A.C.V.	Book/ Adjusted Carrying Value At Disposal Date	Foreign Exchange Gain (Loss) on Disposal	Realized Gain (Loss) on Disposal	Total Gain (Loss) on Disposal	Bond Interest/ Stock Dividends Received During Year	Stated Contractual Maturity Date	NAIC Designation or Market Indicator (a)
31283Y 5C 8	FHLMC GOLD PASSTHRU 6.500		09/15/2014	PAID ON PRINCIPAL		430	430	428	428	0	2	0	2	0	430	0	0	0	19	05/15/2028	1
3133TE FV 1	FHR 2065 Z CMO 6.500		09/15/2014	PAID ON PRINCIPAL		72,335	72,335	65,337	68,356	0	3,979	0	3,979	0	72,335	0	0	0	3,139	06/15/2028	1
3133TR MZ 5	FHR 2285 Z CMO 6.500		09/15/2014	PAID ON PRINCIPAL		291,763	291,763	274,121	284,578	0	7,185	0	7,185	0	291,763	0	0	0	12,607	02/15/2031	1
3133TR ZA 6	FHR 2292 Z CMO 6.500		09/15/2014	PAID ON PRINCIPAL		86,753	86,753	82,852	85,268	0	1,485	0	1,485	0	86,753	0	0	0	3,712	03/15/2031	1
31371F DT 6	FNMA PASS TH #250414 7.000		07/25/2014	VARIOUS		10,784	9,500	9,378	9,404	0	5	0	5	0	9,410	0	1,375	1,375	439	12/25/2025	1
31371H K2 3	FNMA PASS TH #252413 6.500		09/25/2014	PAID ON PRINCIPAL		4,417	4,417	4,452	4,440	0	(23)	0	(23)	0	4,417	0	0	0	212	02/25/2029	1
31371K 5X 5	FNMA PASS TH #254762 5.000		09/25/2014	PAID ON PRINCIPAL		10,394	10,394	10,371	10,365	0	29	0	29	0	10,394	0	0	0	350	05/25/2023	1
31371L DM 8	FNMA PASS TH #254908 5.000		09/25/2014	PAID ON PRINCIPAL		50,656	50,656	50,988	50,762	0	(106)	0	(106)	0	50,656	0	0	0	1,681	09/25/2023	1
31371L EZ 8	FNMA PASS TH #254952 4.500		09/25/2014	PAID ON PRINCIPAL		10,977	10,977	11,001	10,964	0	13	0	13	0	10,977	0	0	0	329	11/25/2018	1
31374N QD 7	FNMA PASS TH #319152 7.000		07/25/2014	VARIOUS		11,687	10,311	10,179	10,211	0	3	0	3	0	10,214	0	1,473	1,473	477	11/25/2025	1
31375A QB 8	FNMA PASS TH #329050 7.000		07/25/2014	VARIOUS		9,649	8,472	8,363	8,384	0	4	0	4	0	8,388	0	1,261	1,261	392	11/25/2025	1
31375A XE 4	FNMA PASS TH #329277 7.000		07/25/2014	VARIOUS		3,381	2,988	2,949	2,957	0	1	0	1	0	2,959	0	422	422	138	11/25/2025	1
31375E SM 4	FNMA PASS TH #332724 6.500		07/25/2014	VARIOUS		3,430	3,082	2,894	2,970	0	5	0	5	0	2,975	0	455	455	132	12/25/2025	1
31378R S5 9	FNMA PASS TH #406540 6.500		09/25/2014	PAID ON PRINCIPAL		21	21	22	22	0	(0)	0	(0)	0	21	0	0	0	1	12/25/2027	1
313615 UQ 7	FNMA PASS TH #50991 6.500		09/25/2014	PAID ON PRINCIPAL		7,264	7,264	6,825	7,009	0	255	0	255	0	7,264	0	0	0	321	02/25/2024	1
31384H LW 1	FNMA PASS TH #524241 7.500		07/25/2014	VARIOUS		4,253	3,613	3,763	4,073	0	16	0	16	0	4,090	0	164	164	179	12/25/2029	1
31384W NM 8	FNMA PASS TH #535996 7.500		07/25/2014	VARIOUS		8,698	7,397	7,702	8,219	0	21	0	21	0	8,240	0	458	458	366	06/25/2031	1
31384W QJ 2	FNMA PASS TH #536057 7.500		07/25/2014	VARIOUS		29,420	24,882	25,917	26,582	0	71	0	71	0	26,652	0	2,768	2,768	1,233	12/25/2030	1
31384Y JS 6	FNMA PASS TH #537673 7.500		07/25/2014	VARIOUS		1,027	874	911	1,018	0	4	0	4	0	1,022	0	5	5	43	04/25/2030	1
31385A VP 9	FNMA PASS TH #538922 7.500		07/25/2014	VARIOUS		1,380	1,170	1,219	1,304	0	5	0	5	0	1,309	0	71	71	58	06/25/2030	1
31385U JM 6	FNMA PASS TH #552968 7.500		07/25/2014	VARIOUS		1,367	1,157	1,205	1,314	0	6	0	6	0	1,320	0	47	47	57	10/25/2030	1
31385X XA 0	FNMA PASS TH #556073 7.500		07/25/2014	VARIOUS		17,785	15,066	15,692	16,395	0	50	0	50	0	16,445	0	1,340	1,340	747	09/25/2030	1
31386A HR 0	FNMA PASS TH #557440 7.500		07/25/2014	VARIOUS		91	77	80	89	0	0	0	0	0	89	0	1	1	4	10/25/2030	1
31386C UE 0	FNMA PASS TH #559581 7.500		07/25/2014	VARIOUS		8,521	7,264	7,566	8,183	0	25	0	25	0	8,208	0	313	313	360	12/25/2030	1
31386H XN 6	FNMA PASS TH #564185 7.500		07/25/2014	VARIOUS		1,249	1,059	1,104	1,155	0	3	0	3	0	1,158	0	91	91	53	12/25/2030	1
31387W 2L 0	FNMA PASS TH #596679 6.500		09/25/2014	PAID ON PRINCIPAL		3,337	3,337	3,416	3,379	0	(43)	0	(43)	0	3,337	0	0	0	135	09/25/2031	1
31388D 5H 7	FNMA PASS TH #602148 5.500		09/25/2014	PAID ON PRINCIPAL		11,595	11,595	11,500	11,531	0	64	0	64	0	11,595	0	0	0	442	09/25/2016	1
31388R 4L 8	FNMA PASS TH #612927 5.500		09/25/2014	PAID ON PRINCIPAL		7,196	7,196	7,273	7,219	0	(23)	0	(23)	0	7,196	0	0	0	264	12/25/2016	1
31390Q R4 9	FNMA PASS TH #653107 5.500		09/25/2014	PAID ON PRINCIPAL		3,827	3,827	3,827	3,819	0	8	0	8	0	3,827	0	0	0	140	07/25/2017	1
31401B YE 9	FNMA PASS TH #703709 5.000		09/25/2014	PAID ON PRINCIPAL		34,943	34,943	35,320	35,009	0	(66)	0	(66)	0	34,943	0	0	0	1,158	02/25/2018	1
31402D GN 4	FNMA PASS TH #725705 5.000		09/25/2014	PAID ON PRINCIPAL		75,688	75,688	72,720	73,491	0	2,197	0	2,197	0	75,688	0	0	0	2,507	08/25/2034	1
31402E S3 3	FNMA PASS TH #726938 4.500		09/25/2014	PAID ON PRINCIPAL		13,405	13,405	12,919	13,069	0	336	0	336	0	13,405	0	0	0	379	08/25/2033	1
31402J ZY 6	FNMA PASS TH #730759 4.500		09/25/2014	PAID ON PRINCIPAL		40,643	40,643	39,170	39,642	0	1,001	0	1,001	0	40,643	0	0	0	1,186	08/25/2033	1
31402Q LF 6	FNMA PASS TH #734826 4.500		09/25/2014	PAID ON PRINCIPAL		24,302	24,302	23,421	23,694	0	607	0	607	0	24,302	0	0	0	674	08/25/2033	1
31403A 2X 2	FNMA PASS TH #743390 4.500		09/25/2014	PAID ON PRINCIPAL		14,626	14,626	14,658	14,613	0	14	0	14	0	14,626	0	0	0	459	11/25/2018	1
31403C HG 9	FNMA PASS TH #744631 5.000		09/25/2014	PAID ON PRINCIPAL		68,999	68,999	68,621	68,671	0	327	0	327	0	68,999	0	0	0	2,523	10/25/2033	1

QE05.1



**SCHEDULE D - PART 4**

Show All Long-Term Bonds and Stock Sold, Redeemed or Otherwise Disposed of During the Current Quarter

1	2	3	4	5	6	7	8	9	10	Change in Book/Adjusted Carrying Value					16	17	18	19	20	21	22
										11	12	13	14	15							
CUSIP Identification	Description	For eign	Disposal Date	Name of Purchaser	Number of Shares of Stock	Consideration	Par Value	Actual Cost	Prior Year Book/ Adjusted Carrying Value	Unrealized Valuation Increase/ (Decrease)	Current Year's (Amortization)/ Accretion	Current Year's Other Than Temporary Impairment Recognized	Total Change in B./A.C.V. (11+12-13)	Total Foreign Exchange Change in B./A.C.V.	Book/ Adjusted Carrying Value At Disposal Date	Foreign Exchange Gain (Loss) on Disposal	Realized Gain (Loss) on Disposal	Total Gain (Loss) on Disposal	Bond Interest/ Stock Dividends Received During Year	Stated Contractual Maturity Date	NAIC Designation or Market Indicator (a)
31403C MF 5	FNMA PASS TH #744758 4.500		09/25/2014	PAID ON PRINCIPAL		1,767	1,767	1,773	1,766	0	1	0	1	0	1,767	0	0	0	53	10/25/2018	1
31403L EA 5	FNMA PASS TH #751729 4.500		07/25/2014	VARIOUS		14,393	13,857	13,903	13,840	0	(1)	0	(1)	0	13,839	0	553	553	411	11/25/2018	1
31403R BN 7	FNMA PASS TH #755245 4.500		09/25/2014	PAID ON PRINCIPAL		18,609	18,609	18,670	18,597	0	11	0	11	0	18,609	0	0	0	538	11/25/2018	1
31403R CK 2	FNMA PASS TH #755274 4.500		09/25/2014	PAID ON PRINCIPAL		5,915	5,915	5,928	5,910	0	6	0	6	0	5,915	0	0	0	177	12/25/2018	1
313921 B5 6	FNR 2001-59 Z CMO 7.000		09/25/2014	PAID ON PRINCIPAL		146,577	146,577	146,025	145,946	0	630	0	630	0	146,577	0	0	0	6,698	11/25/2031	1
31392B PT 7	FNR 2001-81 QG CMO 6.500		09/25/2014	PAID ON PRINCIPAL		145,059	145,059	145,104	144,780	0	279	0	279	0	145,059	0	0	0	6,227	01/25/2032	1
31392G EK 7	FNR 2002-90 A1 CMO 6.500		09/25/2014	PAID ON PRINCIPAL		6,838	6,838	7,115	7,112	0	(275)	0	(275)	0	6,838	0	0	0	305	06/25/2042	1
476595 AA 1	JERSEY CITY HSG FIN CO 7.400		09/01/2014	REDEEMED		56,474	56,474	56,474	56,474	0	0	0	0	0	56,474	0	0	0	2,787	12/01/2021	5*
938865 BM 3	WASHINGTON HSG DEV COR 7.250		09/01/2014	REDEEMED		13,534	13,534	13,534	13,534	0	0	0	0	0	13,534	0	0	0	654	03/01/2020	1
938865 BL 5	WASHINGTON HSG DEV COR 7.250		09/01/2014	REDEEMED		12,828	12,828	12,828	12,828	0	0	0	0	0	12,828	0	0	0	620	06/01/2020	1
3199999. Total Bonds - U.S. Special Revenue and Special Assessment						32,328,054	32,310,718	31,609,701	32,301,948	0	14,598	0	14,598	0	32,316,546	0	11,509	11,509	1,203,718	XXX	XXX

**Bonds - Industrial and Miscellaneous**

QE05.2

018804 B@ 2	ALLIANT TECHSYSTEMS TL 3.500		09/30/2014	PAID ON PRINCIPAL		403,995	403,995	406,520	406,484	0	(2,489)	0	(2,489)	0	403,995	0	0	0	9,002	11/01/2020	2FE
03759* AA 5	APEX TOOL GROUP TLB 4.500		09/30/2014	PAID ON PRINCIPAL		8,750	8,750	8,825	8,781	35	(67)	0	(31)	0	8,750	0	0	0	306	02/01/2020	4FE
038521 F* 6	ARAMARK CORP EXT TLE 3.250		09/30/2014	PAID ON PRINCIPAL		68,750	68,750	68,465	68,465	0	285	0	285	0	68,750	0	0	0	1,353	09/07/2019	4FE
G2967* AA 8	AVGO TL B 1L 3.750		09/15/2014	PAID ON PRINCIPAL		5,000	5,000	4,975	4,975	0	25	0	25	0	5,000	0	0	0	67	05/06/2021	2FE
081437 AG 0	BEMIS CO 5.650		08/01/2014	MATURED		1,000,000	1,000,000	998,310	999,724	0	276	0	276	0	1,000,000	0	0	0	56,500	08/01/2014	2FE
05578M A* 3	BMC TL B 5.000		09/30/2014	PAID ON PRINCIPAL		148,889	148,889	147,400	147,471	0	1,418	0	1,418	0	148,889	0	0	0	4,320	09/10/2020	4FE
172441 B@ 5	CINEMARK USA TLB 3.160		09/30/2014	PAID ON PRINCIPAL		15,069	15,069	15,142	15,092	45	(68)	0	(23)	0	15,069	0	0	0	336	12/18/2019	3FE
205887 BG 6	CONAGRA FOODS 2.100		08/04/2014	TENDERED		209,647	208,000	207,505	207,614	0	53	0	53	0	207,667	0	1,980	1,980	3,871	03/15/2018	2FE
23918K D@ 4	DAVITA TL B 3.500		09/30/2014	PAID ON PRINCIPAL		2,500	2,500	2,488	2,488	0	13	0	13	0	2,500	0	0	0	4	06/24/2021	3FE
29335# AA 9	ENHANCED CAPITAL PARTN 6.970		08/01/2014	REDEEMED		7,858	7,858	7,858	7,858	0	0	0	0	0	7,858	0	0	0	697	08/01/2015	1
313305 AA 2	FEDEX CORP (144A) 2.625		07/15/2014	REDEEMED		963	963	963	963	0	0	0	0	0	963	0	0	0	25	01/15/2018	2FE
423074 C@ 0	HJ HEINZ TL B2 3.500		09/30/2014	PAID ON PRINCIPAL		5,000	5,000	4,988	4,989	0	11	0	11	0	5,000	0	0	0	133	06/07/2020	3FE
471109 C@ 5	JAH TL B1 2.904		09/30/2014	PAID ON PRINCIPAL		10,025	10,025	10,088	10,088	0	(63)	0	(63)	0	10,025	0	0	0	174	09/30/2020	3FE
48238T A# 6	KAR AUCTION SERVICES T 2.750		09/22/2014	PAID ON PRINCIPAL		13,494	13,494	13,483	13,483	0	11	0	11	0	13,494	0	0	0	114	03/11/2017	3FE
538034 A@ 8	LIVE NATION TLB 3.500		09/30/2014	PAID ON PRINCIPAL		6,250	6,250	6,250	6,250	0	0	0	0	0	6,250	0	0	0	166	08/16/2020	3FE
563571 D* 6	MANITOWOC TLB 3.250		09/30/2014	PAID ON PRINCIPAL		7,500	7,500	7,544	7,544	0	(44)	0	(44)	0	7,500	0	0	0	170	01/03/2021	3FE
589497 AA 4	MEREY SWEENEY LP (144A) 8.850		07/01/2014	REDEEMED		6	6	6	6	0	(0)	0	(0)	0	6	0	0	0	0	12/18/2019	2FE
594087 B* 8	MICHAELS STORES TL B2 3.750		07/31/2014	PAID ON PRINCIPAL		12,500	12,500	12,531	12,519	8	(27)	0	(19)	0	12,500	0	0	0	309	01/28/2020	4FE
69371R K3 9	PACCAR FINANCIAL CORP 1.550		09/29/2014	MATURED		1,000,000	1,000,000	998,890	999,712	0	288	0	288	0	1,000,000	0	0	0	15,500	09/29/2014	1FE
72346@ AE 0	PINNACLE FOODS TLG 3.250		07/08/2014	PAID ON PRINCIPAL		613,497	613,497	611,963	612,019	0	1,478	0	1,478	0	613,497	0	0	0	10,579	04/29/2020	3FE
74112B A@ 4	PRESTIGE BRANDS TLB-1 4.125		09/30/2014	PAID ON PRINCIPAL		18,939	18,939	18,655	18,719	0	220	0	220	0	18,939	0	0	0	574	01/31/2019	3FE
693656 A@ 9	PVH CORP TLB 3.250		07/25/2014	PAID ON PRINCIPAL		458,669	458,669	459,820	459,692	0	(1,023)	0	(1,023)	0	458,669	0	0	0	6,200	02/13/2020	3FE
761519 C* 6	REVLON TL 4.000		09/30/2014	PAID ON PRINCIPAL		1,250	1,250	1,247	1,247	0	3	0	3	0	1,250	0	0	0	33	08/19/2019	4FE
74927@ AC 7	REXNORD TLB (EXT. 8/20) 4.000		09/30/2014	PAID ON PRINCIPAL		10,214	10,214	10,264	10,234	21	(40)	0	(20)	0	10,214	0	0	0	314	08/21/2020	4FE

**SCHEDULE D - PART 4**

Show All Long-Term Bonds and Stock Sold, Redeemed or Otherwise Disposed of During the Current Quarter

1	2	3	4	5	6	7	8	9	10	Change in Book/Adjusted Carrying Value					16	17	18	19	20	21	22
										11	12	13	14	15							
CUSIP Identification	Description	For eig n	Disposal Date	Name of Purchaser	Number of Shares of Stock	Consideration	Par Value	Actual Cost	Prior Year Book/ Adjusted Carrying Value	Unrealized Valuation Increase/ (Decrease)	Current Year's (Amortization)/ Accretion	Current Year's Other Than Temporary Impairment Recognized	Total Change in B./A.C.V. (11+12-13)	Total Foreign Exchange Change in B./A.C.V.	Book/ Adjusted Carrying Value At Disposal Date	Foreign Exchange Gain (Loss) on Disposal	Realized Gain (Loss) on Disposal	Total Gain (Loss) on Disposal	Bond Interest/ Stock Dividends Received During Year	Stated Contractual Maturity Date	NAIC Designation or Market Indicator (a)
76242# AA 2	RHP TL B 1L 3.750		09/30/2014	PAID ON PRINCIPAL		6,250	6,250	6,284	6,284	0	(34)	0	(34)	0	6,250	0	0	0	47	01/15/2021	3FE
771196 AS 1	ROCHE HOLDINGS INC (14 6.000	R..	08/29/2014	REDEEMED		216,569	186,000	225,300	220,118	0	(2,637)	0	(2,637)	0	217,481	0	(912)	(912)	8,506	03/01/2019	1FE
78411* AC 3	SBAC TL B 1L 3.250		09/30/2014	PAID ON PRINCIPAL		7,500	7,500	7,469	7,469	0	31	0	31	0	7,500	0	0	0	98	03/24/2021	3FE
872540 AN 9	TJX COS INC 4.200		07/08/2014	REDEEMED		1,040,907	1,000,000	1,064,060	1,019,918	0	(6,281)	0	(6,281)	0	1,013,636	0	27,271	27,271	37,683	08/15/2015	1FE
893647 C@ 4	TRANSIGM INC TLBC 3.750		09/30/2014	PAID ON PRINCIPAL		12,319	12,319	12,299	12,296	0	22	0	22	0	12,319	0	0	0	363	02/28/2020	3FE
94688@ AA 8	WCA WASTE TLB 4.000		09/30/2014	PAID ON PRINCIPAL		12,500	12,500	12,435	12,446	9	46	0	54	0	12,500	0	0	0	381	03/23/2018	4FE
948626 D@ 2	WEIGHT WATCHERS TLB2 4.000		09/30/2014	PAID ON PRINCIPAL		18,750	18,750	18,469	16,875	1,616	259	0	1,875	0	18,750	0	0	0	562	04/02/2020	4
94974B FD 7	WELLS FARGO 2.100		07/29/2014	BNY MELLON CAPITAL MA		1,023,550	1,000,000	1,033,640	1,025,028	0	(4,277)	0	(4,277)	0	1,020,750	0	2,800	2,800	15,342	05/08/2017	1FE
958254 AC 8	WESTERN GAS 2.600		08/13/2014	MIZUHO INTERNATIONAL		1,024,960	1,000,000	1,010,890	1,010,890	0	(1,020)	0	(1,020)	0	1,009,870	0	15,090	15,090	13,217	08/15/2018	2FE
97381W C@ 1	WINDSTREAM CORP TLB5 3.500		09/30/2014	PAID ON PRINCIPAL		2,500	2,500	2,475	2,479	0	21	0	21	0	2,500	0	0	0	69	08/08/2019	3FE
74339G A* 2	PROGRESSIVE WASTE TLB 3.000	G.	09/30/2014	PAID ON PRINCIPAL		6,875	6,875	6,950	6,896	44	(65)	0	(21)	0	6,875	0	0	0	156	10/24/2019	3FE
9612EA AB 1	WESTPAC SEC NZ LT (144 3.450	F..	07/28/2014	MATURED		1,000,000	1,000,000	997,820	999,710	0	290	0	290	0	1,000,000	0	0	0	34,500	07/28/2014	1FE
00190V BH 3	ASG 2011-1 1A85 CMO (1 4.000		09/28/2014	PAID ON PRINCIPAL		170,430	170,430	170,430	170,208	0	222	0	222	0	170,430	0	0	0	4,104	09/28/2035	1FM
05948X SR 3	BOAMS 2003-7 A2 CMO 4.750		09/25/2014	PAID ON PRINCIPAL		131,110	131,110	132,559	130,710	0	399	0	399	0	131,110	0	0	0	4,022	09/25/2018	1FM
161546 EF 9	CFAB 2003-1 2A2 .815		07/25/2014	PAID ON PRINCIPAL		2,538	2,538	2,540	2,210	0	327	0	327	0	2,538	0	0	0	12	11/25/2032	1FM
12669G DH 1	CWHL 2004-J8 1A1 CMO 4.750		09/25/2014	PAID ON PRINCIPAL		110,529	110,529	110,460	110,231	0	298	0	298	0	110,529	0	0	0	3,452	11/25/2019	1FM
126671 R3 2	CWL 2003-5 AF6 4.804		09/25/2014	PAID ON PRINCIPAL		417,389	417,389	416,437	416,256	0	1,133	0	1,133	0	417,389	0	0	0	10,089	01/25/2034	1FM
152314 JA 9	CXHE 2004-A AF6 4.270		09/25/2014	PAID ON PRINCIPAL		88,382	88,382	88,348	88,122	0	260	0	260	0	88,382	0	0	0	2,427	01/25/2034	1FM
55265K K2 4	MASTR 2003-8 2A1 CMO 4.500		09/25/2014	PAID ON PRINCIPAL		22,936	22,936	23,026	22,928	0	8	0	8	0	22,936	0	0	0	691	09/25/2018	1FM
66987X CD 5	NHEL 2003-1 A1 .914		09/25/2014	PAID ON PRINCIPAL		5,174	5,174	4,529	4,401	0	772	0	772	0	5,174	0	0	0	32	05/25/2033	1FM
76110W UX 2	RASC 2003-KS10 A16 4.540		09/25/2014	PAID ON PRINCIPAL		19,419	19,419	19,416	19,371	0	48	0	48	0	19,419	0	0	0	577	12/25/2033	1FM
92922F BK 3	WAMU 2003-S7 A1 CMO 4.500		09/25/2014	PAID ON PRINCIPAL		27,946	27,946	27,440	27,707	0	240	0	240	0	27,946	0	0	0	861	08/25/2018	1FM
92922F DE 5	WAMU 2003-S8 A2 CMO 5.000		09/25/2014	PAID ON PRINCIPAL		27,167	27,167	27,337	27,094	0	74	0	74	0	27,167	0	0	0	901	09/25/2018	1FM
3899999	Total Bonds - Industrial and Miscellaneous					9,424,469	9,302,835	9,444,792	9,386,065	1,778	(9,603)	0	(7,826)	0	9,378,240	0	46,229	46,229	248,839	XXX	XXX
8399997	Total Bonds - Part 4					74,381,021	74,241,527	75,330,253	74,417,651	1,778	(96,596)	0	(94,819)	0	74,322,832	0	58,189	58,189	2,635,560	XXX	XXX
8399999	Total Bonds					74,381,021	74,241,527	75,330,253	74,417,651	1,778	(96,596)	0	(94,819)	0	74,322,832	0	58,189	58,189	2,635,560	XXX	XXX
<b>Common Stocks - Industrial and Miscellaneous</b>																					
140661 AF 6	CAPMARK FINANCIAL FRN 30/SE AF6		09/02/2014	EXCHANGE		106,000	0	XXX	0	0	0	0	0	0	0	0	0	0	0	XXX	U
9099999	Total Common Stocks - Industrial and Miscellaneous					0	XXX	0	0	0	0	0	0	0	0	0	0	0	0	XXX	XXX
9799997	Total Common Stocks - Part 4					0	XXX	0	0	0	0	0	0	0	0	0	0	0	0	XXX	XXX
9799999	Total Common Stocks					0	XXX	0	0	0	0	0	0	0	0	0	0	0	0	XXX	XXX
9899999	Total Preferred and Common Stocks					0	XXX	0	0	0	0	0	0	0	0	0	0	0	0	XXX	XXX
9999999	Total Bonds, Preferred and Common Stocks					74,381,021	XXX	75,330,253	74,417,651	1,778	(96,596)	0	(94,819)	0	74,322,832	0	58,189	58,189	2,635,560	XXX	XXX

QE05.3

(a) For all common stock bearing the NAIC market indicator "U" provide: the number of such issues:....1.

**Sch. DB-Pt A-Sn 1  
NONE**

**Sch. DB-Pt A-Sn 1-Footer A  
NONE**

**Sch. DB-Pt A-Sn 1-Footer B  
NONE**

**Sch. DB-Pt B-Sn 1  
NONE**

**Sch. DB-Pt B-Sn 1-Footer A  
NONE**

**Sch. DB-Pt B-Sn 1-Footer B  
NONE**

**Sch. DB-Pt B-Sn 1B-Broker List  
NONE**

**Sch. DB-Pt D-Sn 1  
NONE**

**Sch. DB-Pt D-Sn 2  
NONE**

**THE STANDARD FIRE INSURANCE COMPANY**  
**SCHEDULE DL - PART 1**  
**SECURITIES LENDING COLLATERAL ASSETS**

Reinvested Collateral Assets Owned Current Statement Date

1	2	3	4	5	6	7
CUSIP Identification	Description	Code	NAIC Designation /Market Indicator	Fair Value	Book/Adjusted Carrying Value	Maturity Dates
<b>All Other Governments - Issuer Obligations</b>						
	REPO - DAIWA A TREASURY.....		1.....	1,750,791	1,750,791	10/01/2014...
	REPO - MIZUHO A TREASURY.....		1.....	1,750,791	1,750,791	10/01/2014...
	REPO - NOMURA A TREASURY.....		1.....	1,750,791	1,750,791	10/01/2014...
	REPO - ROYAL A TREASURY.....		1.....	13,154	13,154	10/01/2014...
0699999.	All Other Governments - Issuer Obligations.....			5,265,527	5,265,527	....XXX.....
1099999.	Total - All Other Governments.....			5,265,527	5,265,527	....XXX.....
6199999.	Total - Issuer Obligations.....			5,265,527	5,265,527	....XXX.....
6599999.	Subtotal - Bonds.....			5,265,527	5,265,527	....XXX.....
9999999.	Totals.....			5,265,527	5,265,527	....XXX.....

General Interrogatories:

- The activity for the year to date: Fair Value \$.....2,240,499 Book/Adjusted Carrying Value \$.....2,240,499
- Average balance for the year to date: Fair Value \$.....5,763,999 Book/Adjusted Carrying Value \$.....5,763,999
- Reinvested securities lending collateral assets book/adjusted carrying value included in this schedule by NAIC designation:  
 NAIC 1: \$.....5,265,527 NAIC 2: \$.....0 NAIC 3: \$.....0 NAIC 4: \$.....0 NAIC 5: \$.....0 NAIC 6: \$.....0

**SCHEDULE DL - PART 2**

**SECURITIES LENDING COLLATERAL ASSETS**

Reinvested Collateral Assets Owned Current Statement Date

1 CUSIP Identification	2 Description	3 Code	4 NAIC Designation /Market Indicator	5 Fair Value	6 Book/Adjusted Carrying Value	7 Maturity Dates
------------------------------	------------------	-----------	--	--------------------	--------------------------------------	------------------------

General Interrogatory:

1. Total activity for the year to date: Fair Value \$.....0 Book/Adjusted Carrying Value \$.....0
2. Average balance for the year to date: Fair Value \$.....0 Book/Adjusted Carrying Value \$.....0

**NONE**

# THE STANDARD FIRE INSURANCE COMPANY

## SCHEDULE E - PART 1 - CASH

### Month End Depository Balances

1 Depository	2 Code	3 Rate of Interest	4 Amount of Interest Received During Current Quarter	5 Amount of Interest Accrued at Current Statement Date	Book Balance at End of Each Month During Current Quarter			9 *
					6 First Month	7 Second Month	8 Third Month	
<b>Open Depositories</b>								
Community Commerce Bank..... Los Angeles, CA.....		0.000	0	0	100,000	100,000	100,000	XXX.
0199999. Total Open Depositories.....	...XXX	...XXX	0	0	100,000	100,000	100,000	XXX.
0399999. Total Cash on Deposit.....	...XXX	...XXX	0	0	100,000	100,000	100,000	XXX.
0599999. Total Cash.....	...XXX	...XXX	0	0	100,000	100,000	100,000	XXX.

## SCHEDULE E - PART 2 - CASH EQUIVALENTS

Show Investments Owned End of Current Quarter

1 Description	2 Code	3 Date Acquired	4 Rate of Interest	5 Maturity Date	6 Book/Adjusted Carrying Value	7 Amount of Interest Due & Accrued	8 Amount Received During Year
<b>Bonds - U.S. Special Revenue &amp; Special Assessment Obligations and all Non-Guaranteed Obligations of Agencies and Authorities of Governments and Their U.S. Political Subdivision - Issuer Obligations</b>							
ROCHESTER HLTH CARE FAC REV (MAYO)S2000C.....		09/04/2014	0.070	11/05/2014	20,000,000	.997	0
2599999. U.S. Special Revenue & Special Assessment Obligations - Issuer Obligations.....					20,000,000	.997	0
3199999. Total - U.S. Special Revenue & Special Assessment Obligations and all Non-Guaranteed Obligations.....					20,000,000	.997	0
<b>Total Bonds</b>							
7799999. Subtotals - Issuer Obligations.....					20,000,000	.997	0
8399999. Subtotals - Bonds.....					20,000,000	.997	0
8699999. Total - Cash Equivalents.....					20,000,000	.997	0

QE13