

# QUARTERLY STATEMENT

## AS OF MARCH 31, 2015

OF THE CONDITION AND AFFAIRS OF

# THE STANDARD FIRE INSURANCE COMPANY

NAIC Group Code **3548** **3548** NAIC Company Code **19070** Employer's ID Number **06-6033509**  
(Current Period) (Prior Period)

Organized under the Laws of Connecticut, State of Domicile or Port of Entry Connecticut,  
Country of Domicile US

INCORPORATED/ORGANIZED, JULY 6, 1905 COMMENCED BUSINESS, MARCH 26, 1910

Statutory Home Office: **One Tower Square, Hartford, CT, US 06183**  
Main Administrative Office: **One Tower Square, Hartford, CT, US 06183 (860) 277-0111**  
Mail Address: **One Tower Square, Hartford, CT, US 06183**  
Primary Location of Books and Records: **One Tower Square, Hartford, CT, US 06183 (860) 277-0111**  
Internet Website Address: **www.travelers.com**  
Statutory Statement Contact: **Michael J. Doody (860) 277-3966**  
**Annual.Statement.Contact@travelers.com (860) 277-7002**  
(E-Mail Address) (Fax Number)

### OFFICERS

Name	Title	Name	Title
1. BRIAN WILLIAM MacLEAN	Chairman, President & Chief Executive Officer	MARIA OLIVO	Executive Vice President, Strategic Development & Treasurer
2. JAY STEVEN BENET	Vice Chairman & Chief Financial Officer	KENNETH FRANKLIN SPENCE, III	Executive Vice President & General Counsel
3. WILLIAM HERBERT HEYMAN	Vice Chairman & Chief Investment Officer	DOUGLAS KEITH BELL	Senior Vice President, Accounting Policy
4. ALAN DAVID SCHNITZER	Vice Chairman & Chief Executive Officer, Business & International Insurance	DOUGLAS KENNETH RUSSELL	Senior Vice President & Corporate Controller
5. # DOREEN SPADORCIA	Vice Chairman & Chief Executive Officer, Personal Insurance, Bond & Specialty Insurance	SCOTT WILLIAM RYNDA	Senior Vice President, Corporate Tax
6. ANDY FRANCIS BESSETTE	Executive Vice President & Chief Administrative Officer	WENDY CONSTANCE SKJERVEN	Associate Group General Counsel, Corporate & Corporate Secretary
7. BRUCE RICHARD JONES	Executive Vice President & Chief Risk Officer	RENÉE HELOU DAVIS	Vice President & Chief Corporate Actuary
8. MADELYN JOSEPH LANKTON	Executive Vice President & Chief Information Officer		

### DIRECTORS


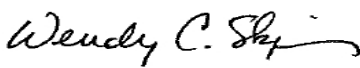
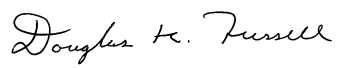
JAY STEVEN BENET  
WILLIAM HERBERT HEYMAN

BRIAN WILLIAM MacLEAN  
DOREEN SPADORCIA

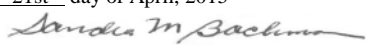
KENNETH FRANKLIN SPENCE, III  
GREGORY CHESHIRE TOCZYDŁOWSKI

STATE OF CONNECTICUT }  
COUNTY OF HARTFORD } ss:

The officers of this reporting entity being duly sworn, each depose and say that they are the described officers of said reporting entity, and that on the reporting period stated above, all of the herein described assets were the absolute property of the said reporting entity, free and clear from any liens or claims thereon, except as herein stated, and that this statement, together with related exhibits, schedules and explanations therein contained, annexed or referred to, is a full and true statement of all the assets and liabilities and of the condition and affairs of the said reporting entity as of the reporting period stated above, and of its income and deductions therefrom for the period ended, and have been completed in accordance with the NAIC Annual Statement Instructions and Accounting Practices and Procedures manual except to the extent that: (1) state law may differ; or, (2) that state rules or regulations require differences in reporting not related to accounting practices and procedures, according to the best of their information, knowledge and belief, respectively. Furthermore, the scope of this attestation by the described officers also includes the related corresponding electronic filing with the NAIC, when required, that is an exact copy (except for formatting differences due to electronic filing) of the enclosed statement. The electronic filing may be requested by various regulators in lieu of or in addition to the enclosed statement.

		
_____ Brian W. MacLean	_____ Wendy C. Skjerven	_____ Douglas K. Russell
_____ President	_____ Secretary	_____ Controller

Subscribed and sworn to before me this

21st day of April, 2015  
  
\_\_\_\_\_  
Sandra M. Bachman  
Notary Public  
My Commission Expires September 30, 2017



a. Is this an original filing? Yes  No   
b. If no:  
1. State the amendment number \_\_\_\_\_  
2. Date filed \_\_\_\_\_  
3. Number of pages attached \_\_\_\_\_

# THE STANDARD FIRE INSURANCE COMPANY

## ASSETS

	Current Statement Date			4 December 31 Prior Year Net Admitted Assets
	1 Assets	2 Nonadmitted Assets	3 Net Admitted Assets (Cols. 1 - 2)	
1. Bonds.....	2,163,234,078	0	2,163,234,078	2,234,939,621
2. Stocks:				
2.1 Preferred stocks.....	0	0	0	0
2.2 Common stocks.....	542,449,443	75,797	542,373,646	523,419,598
3. Mortgage loans on real estate:				
3.1 First liens.....	0	0	0	0
3.2 Other than first liens.....	0	0	0	0
4. Real estate:				
4.1 Properties occupied by the company (less \$.....0 encumbrances).....	0	0	0	0
4.2 Properties held for the production of income (less \$.....0 encumbrances).....	0	0	0	0
4.3 Properties held for sale (less \$.....0 encumbrances).....	0	0	0	0
5. Cash (\$.....100,000), cash equivalents (\$.....0) and short-term investments (\$.....82,805,974).....	82,905,974	0	82,905,974	85,611,456
6. Contract loans (including \$.....0 premium notes).....	0	0	0	0
7. Derivatives.....	0	0	0	0
8. Other invested assets.....	330,718,212	23,355,433	307,362,779	293,708,707
9. Receivables for securities.....	0	0	0	7,500
10. Securities lending reinvested collateral assets.....	0	0	0	1,815,846
11. Aggregate write-ins for invested assets.....	0	0	0	0
12. Subtotals, cash and invested assets (Lines 1 to 11).....	3,119,307,707	23,431,230	3,095,876,477	3,139,502,728
13. Title plants less \$.....0 charged off (for Title insurers only).....	0	0	0	0
14. Investment income due and accrued.....	22,130,813	0	22,130,813	25,385,778
15. Premiums and considerations:				
15.1 Uncollected premiums and agents' balances in the course of collection.....	63,730,319	7,643,452	56,086,868	57,426,329
15.2 Deferred premiums, agents' balances and installments booked but deferred and not yet due (including \$.....5,410,916 earned but unbilled premiums).....	213,021,692	1,178,389	211,843,303	199,299,615
15.3 Accrued retrospective premiums.....	4,501,059	237,417	4,263,641	4,059,088
16. Reinsurance:				
16.1 Amounts recoverable from reinsurers.....	88,617,393	0	88,617,393	78,432,229
16.2 Funds held by or deposited with reinsured companies.....	0	0	0	0
16.3 Other amounts receivable under reinsurance contracts.....	0	0	0	0
17. Amounts receivable relating to uninsured plans.....	0	0	0	0
18.1 Current federal and foreign income tax recoverable and interest thereon.....	0	0	0	0
18.2 Net deferred tax asset.....	85,670,575	28,818,521	56,852,054	57,301,653
19. Guaranty funds receivable or on deposit.....	705,111	0	705,111	780,944
20. Electronic data processing equipment and software.....	14,808,280	0	14,808,280	16,554,577
21. Furniture and equipment, including health care delivery assets (\$.....0).....	19,408	19,408	0	0
22. Net adjustment in assets and liabilities due to foreign exchange rates.....	0	0	0	0
23. Receivables from parent, subsidiaries and affiliates.....	32,872,504	0	32,872,504	33,617,227
24. Health care (\$.....0) and other amounts receivable.....	0	0	0	0
25. Aggregate write-ins for other than invested assets.....	15,022,053	740,023	14,282,029	14,771,969
26. Total assets excluding Separate Accounts, Segregated Accounts and Protected Cell Accounts (Lines 12 through 25).....	3,660,406,914	62,068,440	3,598,338,474	3,627,132,137
27. From Separate Accounts, Segregated Accounts and Protected Cell Accounts.....	0	0	0	0
28. Total (Lines 26 and 27).....	3,660,406,914	62,068,440	3,598,338,474	3,627,132,137

### DETAILS OF WRITE-INS

1101.....	0	0	0	0
1102.....	0	0	0	0
1103.....	0	0	0	0
1198. Summary of remaining write-ins for Line 11 from overflow page.....	0	0	0	0
1199. Totals (Lines 1101 thru 1103 plus 1198) (Line 11 above).....	0	0	0	0
2501. Other assets.....	4,808,425	0	4,808,425	3,252,419
2502. Amounts receivable under high deductible policies.....	3,529,954	353,033	3,176,921	3,339,869
2503. Equities and deposits in pools and associations.....	2,396,847	0	2,396,847	2,921,917
2598. Summary of remaining write-ins for Line 25 from overflow page.....	4,286,826	386,990	3,899,836	5,257,765
2599. Totals (Lines 2501 thru 2503 plus 2598) (Line 25 above).....	15,022,053	740,023	14,282,029	14,771,969

## LIABILITIES, SURPLUS AND OTHER FUNDS

	1 Current Statement Date	2 December 31 Prior Year
1. Losses (current accident year \$....100,011,118).....	1,422,416,823	1,412,561,206
2. Reinsurance payable on paid losses and loss adjustment expenses.....	50,953,388	54,140,226
3. Loss adjustment expenses.....	312,158,690	343,946,222
4. Commissions payable, contingent commissions and other similar charges.....	14,938,934	29,868,685
5. Other expenses (excluding taxes, licenses and fees).....	21,453,830	31,399,295
6. Taxes, licenses and fees (excluding federal and foreign income taxes).....	16,408,572	16,279,316
7.1 Current federal and foreign income taxes (including \$....(64,660,081) on realized capital gains (losses)).....	11,678,149	15,657,782
7.2 Net deferred tax liability.....	0	0
8. Borrowed money \$.....0 and interest thereon \$.....0.....	0	0
9. Unearned premiums (after deducting unearned premiums for ceded reinsurance of \$....764,912,985 and including warranty reserves of \$.....0 and accrued accident and health experience rating refunds including \$.....0 for medical loss ratio rebate per the Public Health Service Act.....	446,224,842	441,634,042
10. Advance premium.....	0	0
11. Dividends declared and unpaid:		
11.1 Stockholders.....	0	0
11.2 Policyholders.....	2,270,843	2,250,961
12. Ceded reinsurance premiums payable (net of ceding commissions).....	68,700,964	52,152,161
13. Funds held by company under reinsurance treaties.....	0	0
14. Amounts withheld or retained by company for account of others.....	3,557,958	2,724,554
15. Remittances and items not allocated.....	145,054	136,777
16. Provision for reinsurance (including \$.....0 certified).....	0	0
17. Net adjustments in assets and liabilities due to foreign exchange rates.....	0	0
18. Drafts outstanding.....	0	0
19. Payable to parent, subsidiaries and affiliates.....	0	0
20. Derivatives.....	0	0
21. Payable for securities.....	12,610,535	11,473,801
22. Payable for securities lending.....	0	1,815,846
23. Liability for amounts held under uninsured plans.....	0	0
24. Capital notes \$.....0 and interest thereon \$.....0.....	0	0
25. Aggregate write-ins for liabilities.....	(4,001,582)	(4,080,799)
26. Total liabilities excluding protected cell liabilities (Lines 1 through 25).....	2,379,516,998	2,411,960,075
27. Protected cell liabilities.....	0	0
28. Total liabilities (Lines 26 and 27).....	2,379,516,998	2,411,960,075
29. Aggregate write-ins for special surplus funds.....	3,993,363	4,068,714
30. Common capital stock.....	5,000,000	5,000,000
31. Preferred capital stock.....	0	0
32. Aggregate write-ins for other than special surplus funds.....	0	0
33. Surplus notes.....	0	0
34. Gross paid in and contributed surplus.....	623,472,070	623,472,070
35. Unassigned funds (surplus).....	586,356,043	582,631,278
36. Less treasury stock, at cost:		
36.1 .....0.000 shares common (value included in Line 30 \$.....0).....	0	0
36.2 .....0.000 shares preferred (value included in Line 31 \$.....0).....	0	0
37. Surplus as regards policyholders (Lines 29 to 35, less 36).....	1,218,821,475	1,215,172,062
38. Totals (Page 2, Line 28, Col. 3).....	3,598,338,474	3,627,132,137

## DETAILS OF WRITE-INS

2501. Retroactive reinsurance reserve assumed.....	116,668	108,206
2502. Retroactive reinsurance reserve ceded.....	(4,118,251)	(4,189,006)
2503. ....	0	0
2598. Summary of remaining write-ins for Line 25 from overflow page.....	0	0
2599. Totals (Lines 2501 thru 2503 plus 2598) (Line 25 above).....	(4,001,582)	(4,080,799)
2901. Special surplus from retroactive reinsurance.....	3,993,363	4,068,714
2902. ....	0	0
2903. ....	0	0
2998. Summary of remaining write-ins for Line 29 from overflow page.....	0	0
2999. Totals (Lines 2901 thru 2903 plus 2998) (Line 29 above).....	3,993,363	4,068,714
3201. ....	0	0
3202. ....	0	0
3203. ....	0	0
3298. Summary of remaining write-ins for Line 32 from overflow page.....	0	0
3299. Totals (Lines 3201 thru 3203 plus 3298) (Line 32 above).....	0	0

# THE STANDARD FIRE INSURANCE COMPANY

## STATEMENT OF INCOME

	1 Current Year to Date	2 Prior Year to Date	3 Prior Year Ended December 31
<b>UNDERWRITING INCOME</b>			
1. Premiums earned:			
1.1 Direct..... (written \$....353,036,054).....	332,851,450	312,983,597	1,267,751,112
1.2 Assumed..... (written \$....321,238,009).....	310,412,103	288,550,940	1,191,667,099
1.3 Ceded..... (written \$....427,452,614).....	400,090,967	363,712,594	1,492,363,583
1.4 Net..... (written \$....246,821,448).....	243,172,586	237,821,943	967,054,628
DEDUCTIONS:			
2. Losses incurred (current accident year \$....126,079,103):			
2.1 Direct.....	174,405,360	131,004,176	606,632,558
2.2 Assumed.....	158,020,836	145,332,194	580,781,244
2.3 Ceded.....	212,088,112	159,672,956	740,390,851
2.4 Net.....	120,338,084	116,663,414	447,022,951
3. Loss adjustment expenses incurred.....	23,372,308	21,759,837	138,061,206
4. Other underwriting expenses incurred.....	74,684,424	68,489,651	293,601,472
5. Aggregate write-ins for underwriting deductions.....	0	0	0
6. Total underwriting deductions (Lines 2 through 5).....	218,394,816	206,912,903	878,685,629
7. Net income of protected cells.....	0	0	0
8. Net underwriting gain (loss) (Line 1 minus Line 6 + Line 7).....	24,777,770	30,909,040	88,368,999
<b>INVESTMENT INCOME</b>			
9. Net investment income earned.....	25,776,962	24,638,496	178,339,282
10. Net realized capital gains (losses) less capital gains tax of \$....211,832.....	1,443,122	250,824	1,900,595
11. Net investment gain (loss) (Lines 9 + 10).....	27,220,084	24,889,320	180,239,877
<b>OTHER INCOME</b>			
12. Net gain or (loss) from agents' or premium balances charged off (amount recovered \$....126,001 amount charged off \$....612,974).....	(486,974)	(688,795)	(2,193,769)
13. Finance and service charges not included in premiums.....	925,995	992,255	3,764,859
14. Aggregate write-ins for miscellaneous income.....	(291,360)	6,992,652	16,250,439
15. Total other income (Lines 12 through 14).....	147,661	7,296,112	17,821,528
16. Net income before dividends to policyholders, after capital gains tax and before all other federal and foreign income taxes (Lines 8 + 11 + 15).....	52,145,515	63,094,472	286,430,405
17. Dividends to policyholders.....	359,978	402,052	1,522,935
18. Net income after dividends to policyholders, after capital gains tax and before all other federal and foreign income taxes (Line 16 minus Line 17).....	51,785,537	62,692,420	284,907,470
19. Federal and foreign income taxes incurred.....	11,394,382	18,082,685	56,751,989
20. Net income (Line 18 minus Line 19) (to Line 22).....	40,391,155	44,609,735	228,155,481
<b>CAPITAL AND SURPLUS ACCOUNT</b>			
21. Surplus as regards policyholders, December 31 prior year.....	1,215,172,062	1,234,780,950	1,234,780,950
22. Net income (from Line 20).....	40,391,155	44,609,735	228,155,481
23. Net transfers (to) from Protected Cell accounts.....	0	0	0
24. Change in net unrealized capital gains or (losses) less capital gains tax of \$....(37,796).....	19,819,460	32,068,208	20,573,436
25. Change in net unrealized foreign exchange capital gain (loss).....	0	0	0
26. Change in net deferred income tax.....	(3,596,260)	(768,126)	(5,151,091)
27. Change in nonadmitted assets.....	3,035,058	1,364,644	3,585,979
28. Change in provision for reinsurance.....	0	0	0
29. Change in surplus notes.....	0	0	0
30. Surplus (contributed to) withdrawn from protected cells.....	0	0	0
31. Cumulative effect of changes in accounting principles.....	0	0	0
32. Capital changes:			
32.1 Paid in.....	0	0	0
32.2 Transferred from surplus (Stock Dividend).....	0	0	0
32.3 Transferred to surplus.....	0	0	0
33. Surplus adjustments:			
33.1 Paid in.....	0	0	0
33.2 Transferred to capital (Stock Dividend).....	0	0	0
33.3 Transferred from capital.....	0	0	0
34. Net remittances from or (to) Home Office.....	0	0	0
35. Dividends to stockholders.....	(56,000,000)	(57,000,000)	(266,800,000)
36. Change in treasury stock.....	0	0	0
37. Aggregate write-ins for gains and losses in surplus.....	0	27,307	27,307
38. Change in surplus as regards policyholders (Lines 22 through 37).....	3,649,413	20,301,769	(19,608,888)
39. Surplus as regards policyholders, as of statement date (Lines 21 plus 38).....	1,218,821,475	1,255,082,719	1,215,172,062
<b>DETAILS OF WRITE-INS</b>			
0501. ....	0	0	0
0502. ....	0	0	0
0503. ....	0	0	0
0598. Summary of remaining write-ins for Line 5 from overflow page.....	0	0	0
0599. Totals (Lines 0501 thru 0503 plus 0598) (Line 5 above).....	0	0	0
1401. Other assets tri-party/tax credit bond income.....	78,795	64,324	239,098
1402. Fines and penalties of regulatory authorities.....	(28,322)	(27,388)	(50,540)
1403. Retroactive reinsurance gain/loss.....	(29,347)	33,813	(265,652)
1498. Summary of remaining write-ins for Line 14 from overflow page.....	(312,486)	6,921,903	16,327,533
1499. Totals (Lines 1401 thru 1403 plus 1498) (Line 14 above).....	(291,360)	6,992,652	16,250,439
3701. Prior period adjustment.....	0	27,307	27,307
3702. ....	0	0	0
3703. ....	0	0	0
3798. Summary of remaining write-ins for Line 37 from overflow page.....	0	0	0
3799. Totals (Lines 3701 thru 3703 plus 3798) (Line 37 above).....	0	27,307	27,307

# THE STANDARD FIRE INSURANCE COMPANY

## CASH FLOW

	1 Current Year to Date	2 Prior Year To Date	3 Prior Year Ended December 31
<b>CASH FROM OPERATIONS</b>			
1. Premiums collected net of reinsurance.....	252,807,055	253,988,269	995,187,298
2. Net investment income.....	31,551,226	29,379,736	191,944,417
3. Miscellaneous income.....	147,661	7,296,112	17,821,528
4. Total (Lines 1 through 3).....	284,505,942	290,664,116	1,204,953,244
5. Benefit and loss related payments.....	123,854,470	124,089,226	491,702,247
6. Net transfers to Separate Accounts, Segregated Accounts and Protected Cell Accounts.....	0	0	0
7. Commissions, expenses paid and aggregate write-ins for deductions.....	154,008,258	122,499,086	404,000,252
8. Dividends paid to policyholders.....	340,097	406,213	1,545,813
9. Federal and foreign income taxes paid (recovered) net of \$.....2,888,301 tax on capital gains (losses).....	15,585,847	3,516,447	44,355,916
10. Total (Lines 5 through 9).....	293,788,673	250,510,972	941,604,228
11. Net cash from operations (Line 4 minus Line 10).....	(9,282,731)	40,153,144	263,349,016
<b>CASH FROM INVESTMENTS</b>			
12. Proceeds from investments sold, matured or repaid:			
12.1 Bonds.....	178,978,466	89,762,667	378,768,050
12.2 Stocks.....	23,357	0	610,500
12.3 Mortgage loans.....	0	0	0
12.4 Real estate.....	0	0	0
12.5 Other invested assets.....	3,562,214	1,303,608	11,130,938
12.6 Net gains or (losses) on cash, cash equivalents and short-term investments.....	0	0	0
12.7 Miscellaneous proceeds.....	2,960,080	0	1,209,182
12.8 Total investment proceeds (Lines 12.1 to 12.7).....	185,524,116	91,066,276	391,718,670
13. Cost of investments acquired (long-term only):			
13.1 Bonds.....	109,195,339	66,849,147	317,392,715
13.2 Stocks.....	0	0	0
13.3 Mortgage loans.....	0	0	0
13.4 Real estate.....	0	0	0
13.5 Other invested assets.....	15,850,575	4,686,322	52,466,837
13.6 Miscellaneous applications.....	0	13,219,540	533,699
13.7 Total investments acquired (Lines 13.1 to 13.6).....	125,045,914	84,755,010	370,393,251
14. Net increase or (decrease) in contract loans and premium notes.....	0	0	0
15. Net cash from investments (Line 12.8 minus Line 13.7 and Line 14).....	60,478,202	6,311,266	21,325,418
<b>CASH FROM FINANCING AND MISCELLANEOUS SOURCES</b>			
16. Cash provided (applied):			
16.1 Surplus notes, capital notes.....	0	0	0
16.2 Capital and paid in surplus, less treasury stock.....	0	0	0
16.3 Borrowed funds.....	0	0	0
16.4 Net deposits on deposit-type contracts and other insurance liabilities.....	0	0	0
16.5 Dividends to stockholders.....	56,000,000	57,000,000	266,800,000
16.6 Other cash provided (applied).....	2,099,047	(1,068,544)	(7,394,100)
17. Net cash from financing and miscellaneous sources (Lines 16.1 through 16.4 minus Line 16.5 plus Line 16.6).....	(53,900,953)	(58,068,544)	(274,194,100)
<b>RECONCILIATION OF CASH, CASH EQUIVALENTS AND SHORT-TERM INVESTMENTS</b>			
18. Net change in cash, cash equivalents and short-term investments (Line 11 plus Line 15 plus Line 17).....	(2,705,482)	(11,604,133)	10,480,334
19. Cash, cash equivalents and short-term investments:			
19.1 Beginning of year.....	85,611,456	75,131,122	75,131,122
19.2 End of period (Line 18 plus Line 19.1).....	82,905,974	63,526,989	85,611,456
<b>Note: Supplemental disclosures of cash flow information for non-cash transactions:</b>			
20.0001 Interest payment received in securities.....	7,500	0	0
20.0002 Exchange of bonds.....	0	6,486,360	6,486,360

---

## NOTES TO FINANCIAL STATEMENTS

---

**Note 1 – Summary of Significant Accounting Policies**

## A. Accounting Practices:

The Standard Fire Insurance Company (the Company) prepares its statutory financial statements in conformity with accounting practices prescribed or permitted by the State of Connecticut. The State of Connecticut requires that insurance companies domiciled in Connecticut prepare their statutory basis financial statements in accordance with the National Association of Insurance Commissioners (NAIC) *Accounting Practices and Procedures Manual*, subject to any deviations prescribed or permitted by the Connecticut Insurance Commissioner. The Company has not applied for and does not believe that it employs any statutory accounting practices that would be considered a permitted practice in its financial statements.

<u>Net Income</u>	<u>State of Domicile</u>	<u>March 31, 2015</u>	<u>December 31, 2014</u>
1. The Standard Fire Insurance Company state basis	CT	\$ 40,391,155	\$ 228,155,481
2. State prescribed practices that increase/(decrease) NAIC SAP		-	-
3. State permitted practices that increase/(decrease) NAIC SAP		-	-
4. NAIC SAP (1-2-3=4)		<u>\$ 40,391,155</u>	<u>\$ 228,155,481</u>
<u>Surplus</u>			
5. The Standard Fire Insurance Company state basis	CT	\$ 1,218,821,475	\$ 1,215,172,062
6. State prescribed practices that increase/(decrease) NAIC SAP		-	-
7. State permitted practices that increase/(decrease) NAIC SAP		-	-
8. NAIC SAP (5-6-7=8)		<u>\$ 1,218,821,475</u>	<u>\$ 1,215,172,062</u>

## B. Use of Estimates in the Preparation of the Financial Statements:

No significant change.

## C. Accounting Policy:

No significant change.

- (6) Loan-backed and structured securities are amortized using the retrospective method, except for securities that have incurred a decline in fair value that is other-than-temporary which are amortized using the prospective method. The effective yield used to determine amortization is calculated based on actual historical and projected future cash flows, which are obtained from a nationally recognized securities data provider.

**Note 2 – Accounting Changes and Corrections of Errors**

No significant change.

**Note 3 – Business Combinations and Goodwill**

No significant change.

**Note 4 – Discontinued Operations**

No significant change.

**Note 5 – Investments**

## A. Mortgage Loans including Mezzanine Real Estate Loans:

No significant change.

## B. Debt Restructuring:

No significant change.

## C. Reverse Mortgages:

No significant change.

## D. Loan-Backed Securities:

- (1) The Company applies the retrospective method of revaluing loan-backed securities. The Company's loan-backed securities are revalued quarterly using the constant effective yield method which includes an adjustment for estimated principal repayments, if any. The effective yield used to determine amortization for these securities is recalculated and adjusted periodically based upon actual historical and/or projected future cash flows. The Company changes from the retrospective to prospective method for valuing the securities when an other-than-temporary impairment has been recorded.

For collateralized mortgage obligations, asset-backed securities and pass-through certificates prepayment assumptions are adjusted periodically.

When unit prices published by the Securities Valuation Office are not available, the Company uses a nationally recognized pricing service, as well as broker quotes in determining the fair value of its loan-backed securities.

- (2) Not applicable.

- (3) Not applicable.

---

## NOTES TO FINANCIAL STATEMENTS

---

(4) The gross unrealized investment losses and related fair value for impaired securities for which an other-than-temporary impairment has not been recognized as a realized loss were as follows:

a. The aggregate amount of unrealized losses:

1. Less than 12 Months	\$	257
2. 12 Months or Longer	\$	-

b. The aggregate related fair values of securities with unrealized losses:

1. Less than 12 Months	\$	115,880
2. 12 Months or Longer	\$	-

(5) The Company determines an other-than-temporary impairment by utilizing discounted cash flow modeling to determine the present value of the security and comparing the present value with the amortized cost of the security. If the amortized cost is greater than the present value of the expected cash flows, the difference is considered a credit loss and recognized in net realized capital gains (losses). The Company estimates the present value of the security by projecting future cash flows of the assets underlying the securitization, allocating the flows to the various tranches based on the structure of the securitization, and determining the present value of the cash flows using the effective yield of the security at the date of acquisition (or the most recent implied rate used to accrete the security if the implied rate has changed as a result of a previous impairment or changes in expected cash flows). The Company incorporates levels of delinquencies, defaults and severities as well as credit attributes of the remaining assets in the securitization, along with other economic data, to arrive at its best estimate of the parameters applied to the assets underlying the securitization.

E. Repurchase Agreements and/or Securities Lending Transactions:

No significant change.

(3)b: Not applicable.

F. Real Estate:

No significant change.

G. Investments in Low-Income Housing Tax Credits (LIHTC):

No significant change.

H. Restricted Assets:

No significant change.

I. Working Capital Finance Investments:

(1) No significant change.

(2) Not applicable.

(3) Not applicable.

J. Offsetting and Netting of Assets and Liabilities:

Not applicable.

K. Structured Notes:

No significant change.

### **Note 6 – Joint Ventures, Partnerships and Limited Liability Companies**

No significant change.

### **Note 7 – Investment Income**

No significant change.

### **Note 8 – Derivative Instruments**

No significant change.

### **Note 9 – Income Taxes**

No significant change.

### **Note 10 – Information Concerning Parent, Subsidiaries and Affiliates**

No significant change.

### **Note 11 – Debt**

A. No significant change.

B. Not applicable.

---

## NOTES TO FINANCIAL STATEMENTS

---

### **Note 12 – Retirement Plans, Deferred Compensation, Postemployment Benefits and Compensated Absences and Other Postretirement Benefit Plans**

A. – D. Defined Benefit Plans:

No significant change.

A(4): Not applicable.

E. Defined Contribution Plans:

No significant change.

F. Multiemployer Plans:

No significant change.

G. Consolidated/Holding Company Plans:

No significant change.

H. Postemployment Benefits and Compensated Absences:

No significant change.

I. Impact of Medicare Modernization Act of Postretirement Benefits:

No significant change.

### **Note 13 – Capital and Surplus, Dividend Restrictions and Quasi-Reorganizations**

On March 20, 2015, the Company paid ordinary dividends of \$18 million and extraordinary dividends of \$38 million for a total of \$56 million, to its parent company, Travelers Insurance Group Holdings Inc.

### **Note 14 – Liabilities, Contingencies and Assessments**

No significant change.

### **Note 15 – Leases**

No significant change.

### **Note 16 – Information About Financial Instruments With Off-Balance Sheet Risk and Financial Instruments With Concentrations of Credit Risk**

No significant change.

### **Note 17 – Sale, Transfer and Servicing of Financial Assets and Extinguishments of Liabilities**

A. Transfers of Receivables Reported as Sales:

No significant change.

B. Transfer and Servicing of Financial Assets:

No significant change.

(2)a: Not applicable.

(2)b: Not applicable.

(2)c: Not applicable.

(4)a: Not applicable.

(4)b: Not applicable.

C. Wash Sales:

Not applicable.

### **Note 18 – Gain or Loss to the Reporting Entity from Uninsured Plans and the Uninsured Portion of Partially Insured Plans**

No significant change.

### **Note 19 – Direct Premium Written/Produced by Managing General Agents/Third Party Administrators**

No significant change.



## NOTES TO FINANCIAL STATEMENTS

### Note 20 – Fair Value Measurements

The Company's estimates of fair value for financial assets and financial liabilities are based on the framework established in the fair value accounting guidance. The framework is based on the inputs used in valuation, gives the highest priority to quoted prices in active markets and requires that observable inputs be used in the valuations when available. The disclosure of fair value estimates in the fair value accounting guidance hierarchy is based on whether the significant inputs into the valuation are observable. In determining the level of the hierarchy in which the estimate is disclosed, the highest priority is given to unadjusted quoted prices in active markets and the lowest priority to unobservable inputs that reflect the Company's significant market assumptions. The level in the fair value hierarchy within which the fair value measurement is reported is based on the lowest level input that is significant to the measurement in its entirety. The three levels of the hierarchy are as follows:

- Level 1 - Unadjusted quoted market prices for identical assets or liabilities in active markets that the Company has the ability to access.
- Level 2 - Quoted prices for similar assets or liabilities in active markets; quoted prices for identical or similar assets or liabilities in inactive markets; or valuations based on models where the significant inputs are observable (e.g., interest rates, yield curves, prepayment speeds, default rates, loss severities, etc.) or can be corroborated by observable market data.
- Level 3 - Valuations based on models where significant inputs are not observable. The unobservable inputs reflect the Company's own assumptions about the inputs that market participants would use.

A. (1) Securities measured and reported at fair value as of March 31, 2015:

<u>Description</u>	<u>Level 1</u>	<u>Level 2</u>	<u>Level 3</u>	<u>Total</u>
Bonds				
Industrial and miscellaneous	\$ -	\$ 302,562	\$ 47,037,643	\$ 47,340,205
Common stock	10,773	-	-	10,773
Total securities at fair value	\$ 10,773	\$ 302,562	\$ 47,037,643	\$ 47,350,978

There were no significant transfers between level 1 and level 2 during the quarter.

(2) Securities measured and reported at fair value using significant unobservable inputs (Level 3):

<u>Description</u>	<u>Beginning Balance at 1/1/2015</u>	<u>Transfers in to Level 3</u>	<u>Transfers out of Level 3</u>	<u>Total gains &amp; (losses) included in Net Income</u>	<u>Total gains &amp; (losses) included in Surplus</u>	<u>Purchases</u>	<u>Issuances</u>	<u>Sales</u>	<u>Settlements</u>	<u>Ending Balance at 3/31/2015</u>
Bonds	\$ 72,644,040	\$ -	\$ (23,706,439)	\$ 2,043	\$ (713,299)	\$ 7,500	\$ -	\$ (485,160)	\$ (711,042)	\$ 47,037,643

During the quarter, market fluctuations caused securities to change from being held at fair value to cost, resulting in a transfer out of level 3.

(3) The Company holds NAIC designation 3 - 6 securities at the lower of cost or market as defined in SSAP No. 26, *Bonds, Excluding Loan-backed and Structured Securities*. Market fluctuations cause securities to change from being held at cost to fair value or vice versa. These changes result in a transfer in or out of level 3.

The Company transfers securities out of level 3 when it is able to obtain market observable data. The Company recognizes these transfers at the end of the period.

(4) Bonds are carried at fair value in accordance with NAIC guidelines. These securities are generally priced by the SVO or by a third party organization.

The Company holds common stock where fair value is based upon market quotations. Accordingly, the fair value for such common stock is included in the amount disclosed in level 1 of the hierarchy. The market quotations for these securities are provided by the SVO or a third party organization

(5) Not applicable.

B. Not applicable.

C. The following table provides the aggregate fair value and reported aggregate admitted asset value by type of financial instrument; and the hierarchy level in which the fair values fall.

<u>(At March 31, 2015)</u>	<u>Aggregate Fair Value</u>	<u>Admitted Assets</u>	<u>Level 1</u>	<u>Level 2</u>	<u>Level 3</u>	<u>Not Practicable (Carrying Value)</u>
<u>Description</u>						
Short term bonds	\$ 82,805,974	\$ 82,805,974	\$ 21,054,536	\$ 61,751,438	\$ -	\$ -
Long term bonds	2,263,254,317	2,163,234,078	41,317,300	2,128,319,477	93,617,540	-
Common stock	10,773	10,773	10,773	-	-	-

<u>(At December 31, 2014)</u>	<u>Aggregate Fair Value</u>	<u>Admitted Assets</u>	<u>Level 1</u>	<u>Level 2</u>	<u>Level 3</u>	<u>Not Practicable (Carrying Value)</u>
<u>Description</u>						
Cash equivalents	\$ 20,000,000	\$ 20,000,000	-	\$ 20,000,000	-	-
Short term bonds	65,511,456	65,511,456	17,852,287	47,597,931	61,238	-
Long term bonds	2,332,396,843	2,234,939,621	72,888,200	2,162,999,542	96,509,101	-
Common stock	10,301	10,301	10,301	-	-	-

D. Not applicable.

### Note 21 – Other Items

No significant change.

### Note 22 – Events Subsequent

The Company had no material subsequent events through May 8, 2015.

---

**NOTES TO FINANCIAL STATEMENTS**

---

**Note 23 – Reinsurance**

No significant change.

**Note 24 – Retrospectively Rated Contracts & Contracts Subject to Redetermination**

A. – E. Retrospective Premiums:

No significant change.

F. Risk-Sharing Provisions of the Affordable Care Act (ACA):

Not applicable.

**Note 25 – Change in Incurred Losses and Loss Adjustment Expenses**

During the period from January 1, 2015 to March 31, 2015, the prior year-end total loss and loss adjustment expense reserves developed favorably by \$8,923,000, resulting from better than expected loss and defense and cost containment development primarily in the homeowners, other liability – occurrence and private passenger auto liability lines, and from lower estimates for adjusting and other (AO) expenses.

The improvement in the homeowners line was driven primarily by better than expected development for liability claims for accident years 2011 through 2014, non-catastrophe weather-related claims for accident years 2013 and 2014 and for catastrophe claims for accident year 2011. The improvement in the other liability – occurrence line was concentrated in the primary coverages for accident years 2012 and prior. The improvement in the private passenger auto liability line was primarily driven by better than expected development for accident years 2010 through 2013. Lastly, the improvement in AO expense reserves was driven by better than expected paid activity and by the allocation of AO expense reserves by year as disclosed in the Schedule P Interrogatories of the Company.

The remaining changes are generally the result of ongoing analyses of recent loss data and trends. A portion of the change from prior year effects relates to retrospectively rated policies which are subject to premium adjustments.

**Note 26 – Intercompany Pooling Arrangements**

No significant change.

**Note 27 – Structured Settlements**

No significant change.

**Note 28 – Health Care Receivables**

No significant change.

**Note 29 – Participating Policies**

No significant change.

**Note 30 – Premium Deficiency Reserves**

No significant change.

**Note 31 – High Deductibles**

No significant change.

**Note 32 – Discounting of Liabilities for Unpaid Losses or Unpaid Loss Adjustment Expenses**

No significant change.

**Note 33 – Asbestos/Environmental Reserves**

In January 2015, pursuant to an order issued by the federal bankruptcy court, Travelers Property Casualty Corp. made a payment in the amount of \$579 million for the settlement of litigation that had commenced in 2001 related to the handling and settlement of asbestos claims which was comprised of the \$502 million settlement amounts, plus pre- and post-judgment interest totaling \$77 million. The Company's allocable share of this payment was fully accrued in its financial statements at December 31, 2014. The Company's allocable share of the payment of the settlement amounts resulted in a \$24.3 million decrease to the Company's direct asbestos reserves and a \$23.1 million decrease to the Company's net of ceded reinsurance asbestos reserves.

**Note 34 – Subscriber Savings Accounts**

No significant change.

**Note 35 – Multiple Peril Crop Insurance**

No significant change.

**Note 36 – Financial Guaranty Insurance**

A. No significant change.

B. Not applicable.

**GENERAL INTERROGATORIES**

**PART 1 - COMMON INTERROGATORIES**

**GENERAL**

- 1.1 Did the reporting entity experience any material transactions requiring the filing of Disclosure of Material Transactions with the State of Domicile, as required by the Model Act? Yes  No
- 1.2 If yes, has the report been filed with the domiciliary state? Yes  No
- 2.1 Has any change been made during the year of this statement in the charter, by-laws, articles of incorporation, or deed of settlement of the reporting entity? Yes  No
- 2.2 If yes, date of change: \_\_\_\_\_

- 3.1 Is the reporting entity a member of an Insurance Holding Company System consisting of two or more affiliated persons, one or more of which is an insurer? If yes, complete Schedule Y, Parts 1 and 1A. Yes  No
- 3.2 Have there been any substantial changes in the organizational chart since the prior quarter end? Yes  No
- 3.3 If the response to 3.2 is yes, provide a brief description of those changes.

- 4.1 Has the reporting entity been a party to a merger or consolidation during the period covered by this statement? Yes  No
- 4.2 If yes, provide name of entity, NAIC Company Code, and state of domicile (use two letter state abbreviation) for any entity that has ceased to exist as a result of the merger or consolidation.

1 Name of Entity	2 NAIC Company Code	3 State of Domicile
	0	

- 5. If the reporting entity is subject to a management agreement, including third-party administrator(s), managing general agent(s), attorney-in-fact, or similar agreement, have there been any significant changes regarding the terms of the agreement or principals involved? If yes, attach an explanation. Yes  No  N/A

- 6.1 State as of what date the latest financial examination of the reporting entity was made or is being made. 12/31/2014
- 6.2 State the as of date that the latest financial examination report became available from either the state of domicile or the reporting entity. This date should be the date of the examined balance sheet and not the date the report was completed or released. 12/31/2009
- 6.3 State as of what date the latest financial examination report became available to other states or the public from either the state of domicile or the reporting entity. This is the release date or completion date of the examination report and not the date of the examination (balance sheet date). 03/14/2011

- 6.4 By what department or departments?  
Connecticut
- 6.5 Have all financial statement adjustments within the latest financial examination report been accounted for in a subsequent financial statement filed with the Department? Yes  No  N/A
- 6.6 Have all of the recommendations within the latest financial examination report been complied with? Yes  No  N/A
- 7.1 Has this reporting entity had any Certificates of Authority, licenses or registrations (including corporate registration, if applicable) suspended or revoked by any governmental entity during the reporting period? Yes  No
- 7.2 If yes, give full information:

- 8.1 Is the company a subsidiary of a bank holding company regulated with the Federal Reserve Board? Yes  No
- 8.2 If response to 8.1 is yes, please identify the name of the bank holding company.

- 8.3 Is the company affiliated with one or more banks, thrifts or securities firms? Yes  No
- 8.4 If the response to 8.3 is yes, please provide below the names and location (city and state of the main office) of any affiliates regulated by a federal regulatory services agency [i.e. the Federal Reserve Board (FRB), the Office of the Comptroller of the Currency (OCC), the Federal Deposit Insurance Corporation (FDIC) and the Securities Exchange Commission (SEC)] and identify the affiliate's primary federal regulator].

1 Affiliate Name	2 Location (City, State)	3 FRB	4 OCC	5 FDIC	6 SEC

- 9.1 Are the senior officers (principal executive officer, principal financial officer, principal accounting officer or controller, or persons performing similar functions) of the reporting entity subject to a code of ethics, which includes the following standards? Yes  No 
  - (a) Honest and ethical conduct, including the ethical handling of actual or apparent conflicts of interest between personal and professional relationships;
  - (b) Full, fair, accurate, timely and understandable disclosure in the periodic reports required to be filed by the reporting entity;
  - (c) Compliance with applicable governmental laws, rules and regulations;
  - (d) The prompt internal reporting of violations to an appropriate person or persons identified in the code; and
  - (e) Accountability for adherence to the code.

- 9.11 If the response to 9.1 is No, please explain:
- 9.2 Has the code of ethics for senior managers been amended? Yes  No
- 9.21 If the response to 9.2 is Yes, provide information related to amendment(s).

9.3 Have any provisions of the code of ethics been waived for any of the specified officers? Yes [ ] No [X]  
 9.31 If the response to 9.3 is Yes, provide the nature of any waiver(s).

**FINANCIAL**

10.1 Does the reporting entity report any amounts due from parent, subsidiaries or affiliates on Page 2 of this statement? Yes [X] No [ ]  
 10.2 If yes, indicate any amounts receivable from parent included in the Page 2 amount: \$ 0

**INVESTMENT**

11.1 Were any of the stocks, bonds, or other assets of the reporting entity loaned, placed under option agreement, or otherwise made available for use by another person? (Exclude securities under securities lending agreements.) Yes [ ] No [X]  
 11.2 If yes, give full and complete information relating thereto:

12. Amount of real estate and mortgages held in other invested assets in Schedule BA: \$ 50,934,694  
 13. Amount of real estate and mortgages held in short-term investments: \$ 0

14.1 Does the reporting entity have any investments in parent, subsidiaries and affiliates? Yes [X] No [ ]

14.2 If yes, please complete the following:

	1 Prior Year-End Book/Adjusted Carrying Value	2 Current Quarter Book/Adjusted Carrying Value
14.21 Bonds	\$ 0	\$ 0
14.22 Preferred Stock	0	0
14.23 Common Stock	523,463,117	542,438,670
14.24 Short-Term Investments	0	0
14.25 Mortgage Loans on Real Estate	0	0
14.26 All Other	51,100,427	51,623,130
14.27 Total Investment in Parent, Subsidiaries and Affiliates (Subtotal Lines 14.21 to 14.26)	\$ 574,563,544	\$ 594,061,800
14.28 Total Investment in Parent included in Lines 14.21 to 14.26 above	\$ 0	\$ 0

15.1 Has the reporting entity entered into any hedging transactions reported on Schedule DB? Yes [ ] No [X]

15.2 If yes, has a comprehensive description of the hedging program been made available to the domiciliary state? Yes [ ] No [ ]  
 If no, attach a description with this statement.

16. For the reporting entity's security lending program, state the amount of the following as of current statement date:

16.1 Total fair value of reinvested collateral assets reported on Schedule DL, Parts 1 and 2: \$ 0  
 16.2 Total book adjusted/carrying value of reinvested collateral assets reported on Schedule DL, Parts 1 and 2: \$ 0  
 16.3 Total payable for securities lending reported on the liability page: \$ 0

17. Excluding items in Schedule E-Part 3-Special Deposits, real estate, mortgage loans and investments held physically in the reporting entity's offices, vaults or safety deposit boxes, were all stocks, bonds and other securities, owned throughout the current year held pursuant to a custodial agreement with a qualified bank or trust company in accordance with Section 1, III - General Examination Considerations, F. Outsourcing of Critical Functions, Custodial or Safekeeping Agreements of the NAIC *Financial Condition Examiners Handbook*? Yes [X] No [ ]

17.1 For all agreements that comply with the requirements of the NAIC *Financial Condition Examiners Handbook*, complete the following:

1 Name of Custodian(s)	2 Custodian Address
JPMorgan Chase	270 Park Avenue, New York, NY 10017-2070

17.2 For all agreements that do not comply with the requirements of the NAIC *Financial Condition Examiners Handbook*, provide the name, location and a complete explanation

1 Name(s)	2 Location(s)	3 Complete Explanation(s)
N/A		

17.3 Have there been any changes, including name changes, in the custodian(s) identified in 17.1 during the current quarter? Yes [ ] No [X]

17.4 If yes, give full and complete information relating thereto:

1 Old Custodian	2 New Custodian	3 Date of Change	4 Reason

17.5 Identify all investment advisors, broker/dealers or individuals acting on behalf of broker/dealers that have access to the investment accounts, handle securities and have authority to make investments on behalf of the reporting entity:

1 Central Registration Depository	2 Name(s)	3 Address
N/A		

18.1 Have all the filing requirements of the *Purposes and Procedures Manual of the NAIC Securities Valuation Office* been followed? Yes [X] No [ ]

18.2 If no, list exceptions:

## GENERAL INTERROGATORIES (continued)

## PART 2 – PROPERTY &amp; CASUALTY INTERROGATORIES

1. If the reporting entity is a member of a pooling arrangement, did the agreement or the reporting entity's participation change? Yes [ ] No [X] N/A [ ]  
If yes, attach an explanation.

2. Has the reporting entity reinsured any risk with any other reporting entity and agreed to release such entity from liability, in whole or in part, from any loss that may occur on the risk, or portion thereof, reinsured? Yes [ ] No [X]  
If yes, attach an explanation.

- 3.1 Have any of the reporting entity's primary reinsurance contracts been canceled? Yes [ ] No [X]

- 3.2 If yes, give full and complete information thereto:

- 4.1 Are any of the liabilities for unpaid losses and loss adjustment expenses other than certain workers' compensation tabular reserves (see *Annual Statement Instructions* pertaining to disclosure of discounting for definition of "tabular reserves,") discounted at a rate of interest greater than zero? Yes [X] No [ ]

- 4.2 If yes, complete the following schedule:

1 Line of Business	2 Maximum Interest	3 Disc. Rate	Total Discount				Discount Taken During Period			
			4 Unpaid Losses	5 Unpaid LAE	6 IBNR	7 Total	8 Unpaid Losses	9 Unpaid LAE	10 IBNR	11 Total
Other liability-occurrence	0.000	5.000%	0	0	7,621,596	7,621,596	0	0	42,786	42,786
Total	XXX	XXX	0	0	7,621,596	7,621,596	0	0	42,786	42,786

- 5.1 Operating Percentages:

5.1 A&H loss percent 0.000%

5.2 A&H cost containment percent 0.000%

5.3 A&H expense percent excluding cost containment expenses 0.000%

- 6.1 Do you act as a custodian for health savings accounts? Yes [ ] No [X]

6.2 If yes, please provide the amount of custodial funds held as of the reporting date. \$ 0

- 6.3 Do you act as an administrator for health savings accounts? Yes [ ] No [X]

6.4 If yes, please provide the amount of funds administered as of the reporting date. \$ 0

**SCHEDULE F - CEDED REINSURANCE**

Showing All New Reinsurers - Current Year to Date

1 NAIC Company Code	2 ID Number	3 Name of Reinsurer	4 Domiciliary Jurisdiction	5 Type of Reinsurer	6 Certified Reinsurer Rating (1 through 6)	7 Effective Date of Certified Reinsurer Rating
------------------------------	-------------------	------------------------	----------------------------------	---------------------------	---	---

**NONE**

**SCHEDULE T - EXHIBIT OF PREMIUMS WRITTEN**

Current Year to Date - Allocated by States and Territories

States, Etc.	1 Active Status	Direct Premiums Written		Direct Losses Paid (Deducting Salvage)		Direct Losses Unpaid	
		2 Current Year to Date	3 Prior Year to Date	4 Current Year to Date	5 Prior Year to Date	6 Current Year to Date	7 Prior Year to Date
1. Alabama.....AL.....L.....		7,645,305	4,842,304	2,669,356	1,230,269	14,975,575	10,954,214
2. Alaska.....AK.....L.....		0	1,278	1,774	57,612	518,762	447,635
3. Arizona.....AZ.....L.....		1,959,153	2,745,997	1,259,608	958,071	13,673,362	13,451,296
4. Arkansas.....AR.....L.....		1,108,264	1,381,251	1,116,931	426,595	8,623,037	8,058,882
5. California.....CA.....L.....		40,473,151	42,283,340	24,902,729	24,811,211	106,989,637	104,304,446
6. Colorado.....CO.....L.....		16,117,090	10,771,839	5,864,414	3,570,165	16,544,012	10,402,148
7. Connecticut.....CT.....L.....		32,386,498	21,498,639	11,966,924	7,233,883	70,066,452	56,309,475
8. Delaware.....DE.....L.....		1,210,274	1,657,378	526,517	562,084	5,177,100	5,540,133
9. District of Columbia.....DC.....L.....		4,746,970	4,435,265	1,860,927	1,826,295	9,127,169	8,138,479
10. Florida.....FL.....L.....		26,232,217	84,963	6,511,756	959,795	30,863,148	25,305,378
11. Georgia.....GA.....L.....		4,080,832	4,837,879	2,345,835	1,994,864	11,151,413	12,613,135
12. Hawaii.....HI.....L.....		72,448	1,495	47,269	30,734	1,646,367	1,768,231
13. Idaho.....ID.....L.....		1,699,913	872,089	481,941	40,990	801,746	296,544
14. Illinois.....IL.....L.....		14,050,712	8,641,260	5,733,301	2,710,372	27,761,956	20,886,230
15. Indiana.....IN.....L.....		8,043,864	5,384,606	3,180,481	2,966,926	12,124,780	9,046,769
16. Iowa.....IA.....L.....		3,149,987	2,222,246	771,713	410,088	4,886,090	3,038,972
17. Kansas.....KS.....L.....		3,991,676	1,075,031	1,146,993	679,659	7,047,046	7,193,398
18. Kentucky.....KY.....L.....		4,840,442	2,877,295	2,006,456	1,371,439	9,424,022	7,666,250
19. Louisiana.....LA.....L.....		5,736,659	6,334,942	984,011	1,269,408	12,945,112	11,320,703
20. Maine.....ME.....L.....		2,723,410	1,447,634	841,610	628,686	12,029,847	13,077,877
21. Maryland.....MD.....L.....		26,008,617	27,576,605	11,027,105	14,711,363	46,113,285	41,677,677
22. Massachusetts.....MA.....L.....		7,997,124	8,184,945	7,954,508	3,466,490	12,583,056	10,747,189
23. Michigan.....MI.....L.....		923,227	1,247,128	860,898	980,234	53,062,466	52,606,102
24. Minnesota.....MN.....L.....		10,567,632	5,231,619	4,427,822	1,539,598	29,168,043	24,845,871
25. Mississippi.....MS.....L.....		2,243,197	729,471	800,811	461,552	5,981,930	4,528,208
26. Missouri.....MO.....L.....		13,954,411	10,966,916	4,740,634	3,198,610	17,232,492	13,898,522
27. Montana.....MT.....L.....		1,237,730	194,549	120,764	144,020	1,999,687	1,957,630
28. Nebraska.....NE.....L.....		2,048,875	1,497,549	698,857	365,425	3,133,005	1,899,081
29. Nevada.....NV.....L.....		5,145,800	2,877,107	1,324,528	311,383	4,570,645	1,246,489
30. New Hampshire.....NH.....L.....		1,828,102	930,903	368,726	248,956	1,761,454	1,620,390
31. New Jersey.....NJ.....L.....		678,734	758,350	1,991,113	3,913,136	20,018,650	26,077,029
32. New Mexico.....NM.....L.....		3,024,025	2,464,820	1,132,489	770,338	13,850,678	12,172,108
33. New York.....NY.....L.....		2,966,171	3,278,925	4,859,752	15,040,444	39,720,004	47,677,887
34. North Carolina.....NC.....L.....		18,856,150	18,523,053	9,182,865	9,324,078	41,561,457	42,015,473
35. North Dakota.....ND.....L.....		16,754	19,690	6,617	0	263,998	277,200
36. Ohio.....OH.....L.....		12,914,073	9,593,674	6,358,205	3,177,600	12,364,285	7,010,101
37. Oklahoma.....OK.....L.....		7,059,320	4,801,000	2,613,796	1,899,500	24,663,657	22,674,250
38. Oregon.....OR.....L.....		3,650,573	993,382	1,523,742	221,233	8,967,737	6,873,546
39. Pennsylvania.....PA.....L.....		6,750,953	6,923,529	2,631,354	3,766,050	33,509,747	37,723,246
40. Rhode Island.....RI.....L.....		1,180,602	1,196,337	804,619	318,524	3,735,471	3,514,401
41. South Carolina.....SC.....L.....		7,238,053	7,819,979	3,732,381	8,401,548	17,020,605	17,074,250
42. South Dakota.....SD.....L.....		137,265	102,426	11,131	20,135	1,011,850	962,974
43. Tennessee.....TN.....L.....		6,416,583	7,732,899	2,437,547	4,116,805	8,559,508	9,251,101
44. Texas.....TX.....L.....		4,928,555	4,525,692	1,756,501	4,554,091	53,047,005	55,104,451
45. Utah.....UT.....L.....		4,119,599	2,377,955	1,558,666	630,938	6,731,711	5,432,392
46. Vermont.....VT.....L.....		2,451,394	1,770,606	1,377,538	933,002	3,699,246	2,907,318
47. Virginia.....VA.....L.....		10,052,950	11,351,749	3,895,054	3,827,475	17,502,668	16,763,610
48. Washington.....WA.....L.....		3,373,852	1,244,943	371,434	940,799	2,713,141	2,632,780
49. West Virginia.....WV.....L.....		556,810	612,190	406,814	382,835	3,383,194	3,131,308
50. Wisconsin.....WI.....L.....		4,394,798	3,028,537	2,373,813	1,191,564	10,783,447	7,862,358
51. Wyoming.....WY.....L.....		45,261	42,076	0	13,484	135,993	143,038
52. American Samoa.....AS.....N.....		0	0	0	0	0	0
53. Guam.....GU.....N.....		0	0	0	0	0	0
54. Puerto Rico.....PR.....L.....		0	0	0	0	0	0
55. US Virgin Islands.....VI.....L.....		0	(502)	0	0	0	0
56. Northern Mariana Islands.....MP.....N.....		0	0	0	0	0	0
57. Canada.....CAN.....N.....		0	0	0	0	0	0
58. Aggregate Other Alien.....OT.....XXX.....		0	0	0	0	0	0
59. Totals.....(a).....53.....		353,036,054	271,994,831	155,570,628	142,610,355	875,226,748	812,128,172

**DETAILS OF WRITE-INS**

58001.....	XXX.....	0	0	0	0	0	0
58002.....	XXX.....	0	0	0	0	0	0
58003.....	XXX.....	0	0	0	0	0	0
58998. Summary of remaining write-ins for Line 58 from overflow page....	XXX.....	0	0	0	0	0	0
58999. Totals (Lines 58001 thru 58003+ Line 58998) (Line 58 above).....	XXX.....	0	0	0	0	0	0

(L) - Licensed or Chartered - Licensed Insurance Carrier or Domiciled RRG; (R) - Registered - Non-domiciled RRGs; (Q) - Qualified - Qualified or Accredited Reinsurer;

(E) - Eligible - Reporting Entities eligible or approved to write Surplus Lines in the state; (N) - None of the above - Not allowed to write business in the state.

(a) Insert the number of L responses except for Canada and Other Alien.

**SCHEDULE Y - INFORMATION CONCERNING ACTIVITIES OF INSURER MEMBERS OF A HOLDING COMPANY GROUP  
PART 1 - ORGANIZATIONAL CHART**

The Travelers Companies, Inc.	Minnesota	41-0518860	... .. Symmetry Growth Capital II, LLC	Minnesota	76-0753165
... St. Paul Fire and Marine Insurance Company (24767) *	Connecticut	41-0406690	... .. Upper Lake Growth Capital, LLC (99.1%)	Minnesota	41-1927945
... .. St. Paul Mercury Insurance Company (24791) *	Connecticut	41-0881659	... .. Vesbridge Partners, LP (88.4%)	Minnesota	20-1222630
... .. St. Paul Guardian Insurance Company (24775) *	Connecticut	41-0963301	... .. Windamere II, LLC (98.9%)	Minnesota	41-1963936
... .. St. Paul Fire and Casualty Insurance Company (40967) *	Wisconsin	41-1419276	... .. Windamere III, LLC (99%)	Minnesota	41-2007089
... .. St. Paul Surplus Lines Insurance Company (30481) *	Delaware	41-1230819	... .. Windamere, LLC (90.2%)	Minnesota	41-1926305
... .. The Travelers Casualty Company (41769) *	Connecticut	41-1435765	... Camperdown Corporation	Delaware	41-1762781
... .. Travelers Constitution State Insurance Company (41750) *	Connecticut	41-1435766	... SPC Insurance Agency, Inc.	Minnesota	41-1888760
... .. Northbrook Holdings, Inc.	Delaware	51-0375653	... Aprilgrange Limited	United Kingdom	
... .. Discover Property & Casualty Insurance Company (36463) *	Connecticut	36-2999370	... F&G U.K. Underwriters Limited	United Kingdom	
... .. St. Paul Protective Insurance Company (19224) *	Connecticut	36-2542404	... Travelers Underwriting Agency Limited	United Kingdom	
... .. Discover Specialty Insurance Company (10213) *	Connecticut	52-1925132	... Travelers Syndicate Management Limited	United Kingdom	
... .. United States Fidelity and Guaranty Company (25887) *	Connecticut	52-0515280	... .. Travelers Asia Pte. Ltd.	Singapore	
... .. Fidelity and Guaranty Insurance Underwriters, Inc. (25879) *	Wisconsin	52-0616768	... St. Paul Surety Europe Limited	United Kingdom	
... .. Fidelity and Guaranty Insurance Company (35386) *	Iowa	42-1091525	... Travelers Corporate Trustee Ltd.	United Kingdom	
... .. Laurel Village Fidelity Realty, Inc.	Maryland	52-1551225	... Travelers London Limited	United Kingdom	
... .. Laurel Village Joint Venture Partnership (50%)	Minnesota	41-1616702	... St. Paul London Properties, Inc.	Minnesota	41-1880024
... .. Laurel Village I Limited Partnership (99%)	Minnesota	41-1542260	... TCI Global Services, Inc.	Delaware	52-1965525
... .. Laurel Village II Limited Partnership (99%)	Minnesota	41-1542261	... Travelers Management Limited	United Kingdom	
... .. Laurel Village III Limited Partnership (99%)	Minnesota	41-1542263	... Travelers Insurance Company Limited *	United Kingdom	AA-1121375
... .. Laurel Village IV Limited Partnership (99%)	Minnesota	41-1542264	... .. Travelers Professional Risks Limited	United Kingdom	
... .. Laurel Village Tower A Limited Partnership (99%)	Minnesota	41-1542266	... Travelers Property Casualty Corp.	Connecticut	06-1008174
... .. Laurel Village Tower B Limited Partnership (99%)	Minnesota	41-1593312	... .. Constitution Plaza, Inc.	Connecticut	06-0566030
... .. Laurel Village Tower C Limited Partnership (99%)	Minnesota	41-1542267	... .. Travelers Insurance Group Holdings Inc.	Delaware	06-1445591
... .. Laurel Village Swinford Limited Partnership (99%)	Minnesota	41-1542255	... .. The Standard Fire Insurance Company (19070) *	Connecticut	06-6033509
... .. USF&G Retail Associates GP, Inc.	Maryland	52-1704255	... .. Standard Fire Properties, LLC	Delaware	06-6033509
... .. USF&G/Fidelity Retail Associates Limited Partnership (1%)	Maryland	52-1704256	... .. Bayhill Restaurant II Associates (50%)	California	94-3097171
... .. USF&G/Fidelity Retail Associates Limited Partnership (83.95%)	Maryland	52-1704256	... .. Standard Fire UK Investments, LLC	Delaware	06-6033509
... .. BMR Sports Properties, Inc.	Maryland	52-1852190	... .. The Automobile Insurance Company of Hartford, Connecticut (19062) *	Connecticut	06-0848755
... .. Black Mountain Ranch Limited Partnership (1%)	Maryland	52-1573778	... .. Auto Hartford Investments, LLC	Delaware	06-0848755
... .. Black Mountain Ranch Limited Partnership (85%)	Maryland	52-1573778	... .. Travelers Personal Security Insurance Company (36145) *	Connecticut	06-1286264
... .. MMI Capital Trust I	Delaware	52-2073764	... .. Travelers Property Casualty Insurance Company (36161) *	Connecticut	06-1286274
... .. Promenade Partners, LLC	Delaware	41-0406690	... .. Travelers Personal Insurance Company (38130) *	Connecticut	36-3703200
... .. USF&G Capital I	Delaware	52-1953822	... .. Travelers Texas MGA, Inc.	Texas	27-4469564
... .. USF&G Capital III	Delaware	52-2044075	... .. Oregon Evergreen Investor I, LLC	Delaware	06-6033509
... .. 350 Market Street, LLC	Delaware	41-0406690	... .. Lone Rock Timber Investments I, LLC (75%)	Delaware	61-1639956
... .. Travelers Special Services Limited	United Kingdom		... .. Lone Rock Timber Investments II, LLC (90%)	Delaware	32-0447309
... .. Yonkers Financing Corp.	Delaware	20-3033027	... .. Travelers (Bermuda) Limited *	Bermuda	98-0190863
... .. Castle Pines Fidelity Realty, Inc.	Maryland	52-1735211	... .. Travelers Lloyds Management Company	Texas	20-4312440
... .. English Turn Fidelity Realty, Inc.	Minnesota	52-1466734	... .. TPC Investments Inc.	Connecticut	06-1534005
... .. English Turn LLC (99%)	Minnesota	59-2635727	... .. Travelers Casualty and Surety Company (19038) *	Connecticut	06-6033504
... .. Fidelity English Turn Club LLC (99%)	Minnesota	59-2709441	... .. Farmington Casualty Company (41483) *	Connecticut	06-1067463
... .. English Turn LLC (1%)	Minnesota	59-2635727	... .. 8527512 Canada Inc. (77.52%)	Canada	
... .. English Turn Realty Management, Inc.	Minnesota	52-1715225	... .. The Dominion of Canada General Insurance Company *	Canada	
... .. Fidelity English Turn Club LLC (1%)	Minnesota	59-2709441	... .. Travelers Insurance Company of Canada *	Canada	
... .. 8527512 Canada Inc. (22.48%)	Canada		... .. Travelers Casualty and Surety Company of America (31194) *	Connecticut	06-0907370
... .. The Dominion of Canada General Insurance Company *	Canada		... .. Travelers Global, Inc.	Delaware	47-2215437
... .. Fog City Fund, LLC (99%)	Minnesota	41-1985480	... .. Travelers Brazil Holding, LLC	Delaware	47-2215437

Q11

*Notes:*

\* Denotes affiliated insurer

Unless otherwise stated, subsidiaries listed above are 100% owned by respective parent



**THE STANDARD FIRE INSURANCE COMPANY**

**SCHEDULE Y - INFORMATION CONCERNING ACTIVITIES OF INSURER MEMBERS OF A HOLDING COMPANY GROUP  
PART 1 - ORGANIZATIONAL CHART**

...	Travelers Brazil Acquisition LLC	Delaware	47-2215437	...	Travelers Commercial Casualty Company (40282) *	Connecticut	95-3634110
...	J. Malucelli Participações em Seguros e Resseguros S.A. ("Holdco") (49.5%)	Brazil		...	Travelers Distribution Alliance, Inc.	Delaware	62-1657094
...	J. Malucelli Resseguradora S.A. *	Brazil		...	Travelers TLD, LLC	Delaware	06-0566050
...	J. Malucelli Controle de Riscos Ltda. (0.01%)	Brazil		...	Tiercel, LLC	Delaware	06-0566050
...	J. Malucelli Seguradora S.A. *	Brazil		...	Redstart, LLC	Delaware	06-0566050
...	J. Malucelli Controle de Riscos Ltda. (99.99%)	Brazil		...	The Travelers Home and Marine Insurance Company (27998) *	Connecticut	35-1838079
...	J. Malucelli Seguros S.A. *	Brazil		...	The Travelers Lloyds Insurance Company (41262) *	Texas	76-0002592
...	J. Malucelli Latam, S.A. (49.5%)	Brazil		...	Travelers Marine, LLC	Delaware	06-0566050
...	Travelers Casualty Insurance Company of America (19046) *	Connecticut	06-0876835				
...	Travelers Casualty Company of Connecticut (36170) *	Connecticut	06-1286266				
...	Travelers Casualty UK Investments LLC	Delaware	06-6033504				
...	Travelers Commercial Insurance Company (36137) *	Connecticut	06-1286268				
...	Travelers Excess and Surplus Lines Company (29696) *	Connecticut	06-1203698				
...	Travelers Lloyds of Texas Insurance Company (41564) *	Texas	75-1732040				
...	Travelers MGA, Inc.	Texas	75-2676034				
...	The Travelers Indemnity Company (25658) *	Connecticut	06-0566050				
...	Arch Street North LLC	Delaware	06-0566050				
...	The Charter Oak Fire Insurance Company (25615) *	Connecticut	06-0291290				
...	Travelers Real Estate, LLC	Delaware	06-0566050				
...	First Floridian Auto and Home Insurance Company (10647) *	Florida	59-3372141				
...	Gulf Underwriters Insurance Company (42811) *	Connecticut	56-1371361				
...	Select Insurance Company (22233) *	Texas	75-6013697				
...	Travelers Casualty and Surety Company of Europe, Limited *	United Kingdom					
...	Commercial Guaranty Insurance Company (38385) *	Delaware	75-1679830				
...	Crystal Brook, LLC	Delaware	06-0566050				
...	Durham Holding, LLC	Delaware	06-0566050				
...	Sutton Holdco, LLC	Delaware	06-0566050				
...	Cadet Limited, LLC	Delaware	06-0566050				
...	Arrowhead Company, LLC	Delaware	06-0566050				
...	Eastern Asset, LLC	Delaware	06-0566050				
...	Jupiter Holdings, Inc.	Minnesota	41-1769846				
...	American Equity Insurance Company (43117) *	Arizona	86-0703220				
...	American Equity Specialty Insurance Company (10819) *	Connecticut	86-0868106				
...	Northland Insurance Company (24015) *	Connecticut	41-6009967				
...	Northfield Insurance Company (27987) *	Iowa	41-0983992				
...	Northland Casualty Company (24031) *	Connecticut	94-6051964				
...	Travelers Indemnity U.K. Investments LLC	Connecticut	06-0566050				
...	TPC U.K. Investments LLC	Delaware	06-0566050				
...	The Phoenix Insurance Company (25623) *	Connecticut	06-0303275				
...	The Travelers Indemnity Company of America (25666) *	Connecticut	58-6020487				
...	The Travelers Indemnity Company of Connecticut (25682) *	Connecticut	06-0336212				
...	Travelers Property Casualty Company of America (25674) *	Connecticut	36-2719165				
...	American Marine Management Services, Inc. (47.5%)	New York	13-2743602				
...	American Marine Claims & Adjusting Services, Inc.	New York	30-0510298				
...	Constitution State Services, LLC	Delaware	06-1501229				
...	Phoenix UK Investments LLC	Delaware	06-0303275				
...	The Premier Insurance Company of Massachusetts (12850) *	Connecticut	04-3175569				
...	TravCo Insurance Company (28188) *	Connecticut	35-1838077				
...	TINDY Foreign, Inc	Delaware	20-4403403				

Q11.1

*Notes:*

\* Denotes affiliated insurer

Unless otherwise stated, subsidiaries listed above are 100% owned by respective parent

**SCHEDULE Y**

**PART 1A - DETAIL OF INSURANCE HOLDING COMPANY SYSTEM**

1	2	3	4	5	6	7	8	9	10	11	12	13	14	15
Group Code	Group Name	NAIC Company Code	ID Number	Federal RSSD	CIK	Name of Securities Exchange if Publicly Traded (U.S. or International)	Names of Parent, Subsidiaries or Affiliates	Domiciliary Location	Relationship to Reporting Entity	Directly Controlled by (Name of Entity/Person)	Type of Control (Ownership Board, Management Attorney-in-Fact, Influence, Other)	If Control is Ownership Provide Percentage	Ultimate Controlling Entity(ies)/Person(s)	*
<b>Members</b>														
3548.....	The Travelers Companies, Inc.....	00000..	41-0518860..		0000086312	NYSE.....	The Travelers Companies, Inc.....	MN.....	UIP.....			.....0.000		
3548.....	The Travelers Companies, Inc.....	24767..	41-0406690..				St. Paul Fire and Marine Insurance Company.....	CT.....	IA.....	The Travelers Companies, Inc.....	O/B/M.....	.....100.000	The Travelers Companies, Inc.....	
3548.....	The Travelers Companies, Inc.....	24791..	41-0881659..				St. Paul Mercury Insurance Company.....	CT.....	IA.....	St. Paul Fire and Marine Insurance Company.....	O/B/M.....	.....100.000	The Travelers Companies, Inc.....	
3548.....	The Travelers Companies, Inc.....	24775..	41-0963301..				St. Paul Guardian Insurance Company.....	CT.....	IA.....	St. Paul Fire and Marine Insurance Company.....	O/B/M.....	.....100.000	The Travelers Companies, Inc.....	
3548.....	The Travelers Companies, Inc.....	40967..	41-1419276..				St. Paul Fire and Casualty Insurance Company.....	WI.....	IA.....	St. Paul Fire and Marine Insurance Company.....	O/B/M.....	.....100.000	The Travelers Companies, Inc.....	
3548.....	The Travelers Companies, Inc.....	30481..	41-1230819..				St. Paul Surplus Lines Insurance Company.....	DE.....	IA.....	St. Paul Fire and Marine Insurance Company.....	O/B/M.....	.....100.000	The Travelers Companies, Inc.....	
3548.....	The Travelers Companies, Inc.....	41769..	41-1435765..				The Travelers Casualty Company.....	CT.....	IA.....	St. Paul Fire and Marine Insurance Company.....	O/B/M.....	.....100.000	The Travelers Companies, Inc.....	
3548.....	The Travelers Companies, Inc.....	41750..	41-1435766..				Travelers Constitution State Insurance Company.....	CT.....	IA.....	St. Paul Fire and Marine Insurance Company.....	O/B/M.....	.....100.000	The Travelers Companies, Inc.....	
3548.....	The Travelers Companies, Inc.....	00000..	51-0375653..				Northbrook Holdings, Inc.....	DE.....	NIA.....	St. Paul Fire and Marine Insurance Company.....	O/B/M.....	.....100.000	The Travelers Companies, Inc.....	
3548.....	The Travelers Companies, Inc.....	36463..	36-2999370..				Discover Property & Casualty Insurance Company.....	CT.....	IA.....	Northbrook Holdings, Inc.....	O/B/M.....	.....100.000	The Travelers Companies, Inc.....	
3548.....	The Travelers Companies, Inc.....	19224..	36-2542404..				St. Paul Protective Insurance Company.....	CT.....	IA.....	Northbrook Holdings, Inc.....	O/B/M.....	.....100.000	The Travelers Companies, Inc.....	
3548.....	The Travelers Companies, Inc.....	10213..	52-1925132..				Discover Specialty Insurance Company.....	CT.....	IA.....	St. Paul Fire and Marine Insurance Company.....	O/B/M.....	.....100.000	The Travelers Companies, Inc.....	
3548.....	The Travelers Companies, Inc.....	25887..	52-0515280..				United States Fidelity and Guaranty Company.....	CT.....	IA.....	St. Paul Fire and Marine Insurance Company.....	O/B/M.....	.....100.000	The Travelers Companies, Inc.....	
3548.....	The Travelers Companies, Inc.....	25879..	52-0616768..				Fidelity and Guaranty Insurance Underwriters, Inc.....	WI.....	IA.....	United States Fidelity and Guaranty Company.....	O/B/M.....	.....100.000	The Travelers Companies, Inc.....	
3548.....	The Travelers Companies, Inc.....	35386..	42-1091525..				Fidelity and Guaranty Insurance Company.....	IA.....	IA.....	United States Fidelity and Guaranty Company.....	O/B/M.....	.....100.000	The Travelers Companies, Inc.....	
3548.....	The Travelers Companies, Inc.....	00000..	52-1551225..				Laurel Village Fidelity Realty, Inc.....	MD.....	NIA.....	United States Fidelity and Guaranty Company.....	O/B/M.....	.....100.000	The Travelers Companies, Inc.....	
3548.....	The Travelers Companies, Inc.....	00000..	41-1616702..				Laurel Village Joint Venture Partnership.....	MN.....	NIA.....	Laurel Village Fidelity Realty, Inc.....	O/M.....	.....50.000	The Travelers Companies, Inc.....	0100.....
3548.....	The Travelers Companies, Inc.....	00000..	41-1542260..				Laurel Village I Limited Partnership.....	MN.....	NIA.....	Laurel Village Joint Venture Partnership.....	O/M.....	.....99.000	The Travelers Companies, Inc.....	
3548.....	The Travelers Companies, Inc.....	00000..	41-1542261..				Laurel Village II Limited Partnership.....	MN.....	NIA.....	Laurel Village Joint Venture Partnership.....	O/M.....	.....99.000	The Travelers Companies, Inc.....	
3548.....	The Travelers Companies, Inc.....	00000..	41-1542263..				Laurel Village III Limited Partnership.....	MN.....	NIA.....	Laurel Village Joint Venture Partnership.....	O/M.....	.....99.000	The Travelers Companies, Inc.....	
3548.....	The Travelers Companies, Inc.....	00000..	41-1542264..				Laurel Village IV Limited Partnership.....	MN.....	NIA.....	Laurel Village Joint Venture Partnership.....	O/M.....	.....99.000	The Travelers Companies, Inc.....	
3548.....	The Travelers Companies, Inc.....	00000..	41-1542266..				Laurel Village Tower A Limited Partnership.....	MN.....	NIA.....	Laurel Village Joint Venture Partnership.....	O/M.....	.....99.000	The Travelers Companies, Inc.....	
3548.....	The Travelers Companies, Inc.....	00000..	41-1593312..				Laurel Village Tower B Limited Partnership.....	MN.....	NIA.....	Laurel Village Joint Venture Partnership.....	O/M.....	.....99.000	The Travelers Companies, Inc.....	
3548.....	The Travelers Companies, Inc.....	00000..	41-1542267..				Laurel Village Tower C Limited Partnership.....	MN.....	NIA.....	Laurel Village Joint Venture Partnership.....	O/M.....	.....99.000	The Travelers Companies, Inc.....	
3548.....	The Travelers Companies, Inc.....	00000..	41-1542255..				Laurel Village Swinford Limited Partnership.....	MN.....	NIA.....	Laurel Village Joint Venture Partnership.....	O/M.....	.....99.000	The Travelers Companies, Inc.....	
3548.....	The Travelers Companies, Inc.....	00000..	52-1704255..				USF&G Retail Associates GP, Inc.....	MD.....	NIA.....	United States Fidelity and Guaranty Company.....	O/B/M.....	.....100.000	The Travelers Companies, Inc.....	
3548.....	The Travelers Companies, Inc.....	00000..	52-1704256..				USF&G/Fidelity Retail Associates Limited Partnership.....	MD.....	NIA.....	USF&G Retail Associates GP, Inc.....	O/M.....	.....1.000	The Travelers Companies, Inc.....	0101.....
3548.....	The Travelers Companies, Inc.....	00000..	52-1704256..				USF&G/Fidelity Retail Associates Limited Partnership.....	MD.....	NIA.....	United States Fidelity and Guaranty Company.....	O.....	.....83.950	The Travelers Companies, Inc.....	0101.....
3548.....	The Travelers Companies, Inc.....	00000..	52-1852190..				BMR Sports Properties, Inc.....	MD.....	NIA.....	United States Fidelity and Guaranty Company.....	O/B/M.....	.....100.000	The Travelers Companies, Inc.....	
3548.....	The Travelers Companies, Inc.....	00000..	52-1573778..				Black Mountain Ranch Limited Partnership.....	MD.....	NIA.....	BMR Sports Properties, Inc.....	O/M.....	.....1.000	The Travelers Companies, Inc.....	0102.....
3548.....	The Travelers Companies, Inc.....	00000..	52-1573778..				Black Mountain Ranch Limited Partnership.....	MD.....	NIA.....	St. Paul Fire and Marine Insurance Company.....	O.....	.....85.000	The Travelers Companies, Inc.....	0102.....
3548.....	The Travelers Companies, Inc.....	00000..	52-2073764..				MMI Capital Trust I.....	DE.....	NIA.....	St. Paul Fire and Marine Insurance Company.....	O/M.....	.....100.000	The Travelers Companies, Inc.....	

Q12

**SCHEDULE Y**

**PART 1A - DETAIL OF INSURANCE HOLDING COMPANY SYSTEM**

1	2	3	4	5	6	7	8	9	10	11	12	13	14	15
Group Code	Group Name	NAIC Company Code	ID Number	Federal RSSD	CIK	Name of Securities Exchange if Publicly Traded (U.S. or International)	Names of Parent, Subsidiaries or Affiliates	Domiciliary Location	Relationship to Reporting Entity	Directly Controlled by (Name of Entity/Person)	Type of Control (Ownership Board, Management Attorney-in-Fact, Influence, Other)	If Control is Ownership Provide Percentage	Ultimate Controlling Entity(ies)/Person(s)	*
3548	The Travelers Companies, Inc.	00000	41-0406690				Promenade Partners, LLC	DE	NIA	St. Paul Fire and Marine Insurance Company	O/M	100.000	The Travelers Companies, Inc.	
3548	The Travelers Companies, Inc.	00000	52-1953822				USF&G Capital I	DE	NIA	St. Paul Fire and Marine Insurance Company	O/M	100.000	The Travelers Companies, Inc.	
3548	The Travelers Companies, Inc.	00000	52-2044075				USF&G Capital III	DE	NIA	St. Paul Fire and Marine Insurance Company	O/M	100.000	The Travelers Companies, Inc.	
3548	The Travelers Companies, Inc.	00000	41-0406690				350 Market Street, LLC	DE	NIA	St. Paul Fire and Marine Insurance Company	O/M	100.000	The Travelers Companies, Inc.	
3548	The Travelers Companies, Inc.	00000					Travelers Special Services Limited	GBR	NIA	St. Paul Fire and Marine Insurance Company	O/B	100.000	The Travelers Companies, Inc.	
3548	The Travelers Companies, Inc.	00000	20-3033027				Yonkers Financing Corp	DE	NIA	St. Paul Fire and Marine Insurance Company	O/B/M	100.000	The Travelers Companies, Inc.	
3548	The Travelers Companies, Inc.	00000	52-1735211				Castle Pines Fidelity Realty, Inc.	MD	NIA	St. Paul Fire and Marine Insurance Company	O/B/M	100.000	The Travelers Companies, Inc.	
3548	The Travelers Companies, Inc.	00000	52-1466734				English Turn Fidelity Realty, Inc.	MN	NIA	St. Paul Fire and Marine Insurance Company	O/B/M	100.000	The Travelers Companies, Inc.	
3548	The Travelers Companies, Inc.	00000	59-2635727				English Turn LLC	MN	NIA	English Turn Fidelity Realty, Inc.	O/M	99.000	The Travelers Companies, Inc.	0103
3548	The Travelers Companies, Inc.	00000	59-2709441				Fidelity English Turn Club LLC	MN	NIA	English Turn Fidelity Realty, Inc.	O/M	99.000	The Travelers Companies, Inc.	0104
3548	The Travelers Companies, Inc.	00000	59-2635727				English Turn LLC	MN	NIA	St. Paul Fire and Marine Insurance Company	O	1.000	The Travelers Companies, Inc.	0103
3548	The Travelers Companies, Inc.	00000	52-1715225				English Turn Realty Management, Inc.	MN	NIA	St. Paul Fire and Marine Insurance Company	O/B/M	100.000	The Travelers Companies, Inc.	
3548	The Travelers Companies, Inc.	00000	59-2709441				Fidelity English Turn Club LLC	MN	NIA	English Turn Realty Management, Inc.	O/B/M	1.000	The Travelers Companies, Inc.	0104
3548	The Travelers Companies, Inc.	00000					8527512 Canada Inc.	CAN	NIA	St. Paul Fire and Marine Insurance Company	O/B/M	22.480	The Travelers Companies, Inc.	
3548	The Travelers Companies, Inc.	00000					The Dominion of Canada General Insurance Company	CAN	IA	8527512 Canada Inc.	O/B/M	100.000	The Travelers Companies, Inc.	
3548	The Travelers Companies, Inc.	00000	41-1985480				Fog City Fund, LLC	MN	NIA	St. Paul Fire and Marine Insurance Company	O	99.000	The Travelers Companies, Inc.	0110
3548	The Travelers Companies, Inc.	00000	76-0753165				Symmetry Growth Capital II, LLC	MN	NIA	St. Paul Fire and Marine Insurance Company	O	100.000	The Travelers Companies, Inc.	0110
3548	The Travelers Companies, Inc.	00000	41-1927945				Upper Lake Growth Capital, LLC	MN	NIA	St. Paul Fire and Marine Insurance Company	O	99.100	The Travelers Companies, Inc.	0110
3548	The Travelers Companies, Inc.	00000	20-1222630				Vesbridge Partners, LP	MN	NIA	St. Paul Fire and Marine Insurance Company	O	88.400	The Travelers Companies, Inc.	0110
3548	The Travelers Companies, Inc.	00000	41-1963936				Windamere II, LLC	MN	NIA	St. Paul Fire and Marine Insurance Company	O	98.900	The Travelers Companies, Inc.	0110
3548	The Travelers Companies, Inc.	00000	41-2007089				Windamere III, LLC	MN	NIA	St. Paul Fire and Marine Insurance Company	O	99.000	The Travelers Companies, Inc.	0110
3548	The Travelers Companies, Inc.	00000	41-1926305				Windamere, LLC	MN	NIA	St. Paul Fire and Marine Insurance Company	O	90.200	The Travelers Companies, Inc.	0110
3548	The Travelers Companies, Inc.	00000	41-1762781				Camperdown Corporation	DE	NIA	The Travelers Companies, Inc.	O/B	100.000	The Travelers Companies, Inc.	
3548	The Travelers Companies, Inc.	00000	41-1888760				SPC Insurance Agency, Inc.	MN	NIA	The Travelers Companies, Inc.	O/B/M	100.000	The Travelers Companies, Inc.	
3548	The Travelers Companies, Inc.	00000					Aprilgrange Limited	GBR	NIA	The Travelers Companies, Inc.	O/B	100.000	The Travelers Companies, Inc.	
3548	The Travelers Companies, Inc.	00000					F&G U.K. Underwriters Limited	GBR	NIA	The Travelers Companies, Inc.	O/B	100.000	The Travelers Companies, Inc.	
3548	The Travelers Companies, Inc.	00000					Travelers Underwriting Agency Limited	GBR	NIA	The Travelers Companies, Inc.	O/B	100.000	The Travelers Companies, Inc.	
3548	The Travelers Companies, Inc.	00000					Travelers Syndicate Management Limited	GBR	NIA	The Travelers Companies, Inc.	O/B	100.000	The Travelers Companies, Inc.	
3548	The Travelers Companies, Inc.	00000					Travelers Asia Pte. Ltd.	SGP	NIA	Travelers Syndicate Management Limited	Board	0.000	The Travelers Companies, Inc.	
3548	The Travelers Companies, Inc.	00000					St. Paul Surety Europe Limited	GBR	NIA	The Travelers Companies, Inc.	O/B	100.000	The Travelers Companies, Inc.	
3548	The Travelers Companies, Inc.	00000					Travelers Corporate Trustee Ltd.	GBR	NIA	The Travelers Companies, Inc.	O/B	100.000	The Travelers Companies, Inc.	
3548	The Travelers Companies, Inc.	00000					Travelers London Limited	GBR	NIA	The Travelers Companies, Inc.	O/B	100.000	The Travelers Companies, Inc.	
3548	The Travelers Companies, Inc.	00000	41-1880024				St. Paul London Properties, Inc.	MN	NIA	The Travelers Companies, Inc.	Board	0.000	The Travelers Companies, Inc.	
3548	The Travelers Companies, Inc.	00000	52-1965525				TCI Global Services, Inc.	DE	NIA	The Travelers Companies, Inc.	O/B/M	100.000	The Travelers Companies, Inc.	
3548	The Travelers Companies, Inc.	00000					Travelers Management Limited	GBR	NIA	The Travelers Companies, Inc.	O/B	100.000	The Travelers Companies, Inc.	
3548	The Travelers Companies, Inc.	00000	AA-1121375				Travelers Insurance Company Limited	GBR	IA	The Travelers Companies, Inc.	O/B	100.000	The Travelers Companies, Inc.	

Q12.1

**SCHEDULE Y**

**PART 1A - DETAIL OF INSURANCE HOLDING COMPANY SYSTEM**

1	2	3	4	5	6	7	8	9	10	11	12	13	14	15
Group Code	Group Name	NAIC Company Code	ID Number	Federal RSSD	CIK	Name of Securities Exchange if Publicly Traded (U.S. or International)	Names of Parent, Subsidiaries or Affiliates	Domiciliary Location	Relationship to Reporting Entity	Directly Controlled by (Name of Entity/Person)	Type of Control (Ownership Board, Management Attorney-in-Fact, Influence, Other)	If Control is Ownership Provide Percentage	Ultimate Controlling Entity(ies)/Person(s)	*
3548.....	The Travelers Companies, Inc.....	00000..					Travelers Professional Risks Limited.....	GBR.....	NIA.....	Travelers Insurance Company Limited.....	O/B.....	...100.000	The Travelers Companies, Inc.....	
3548.....	The Travelers Companies, Inc.....	00000..	06-1008174..				Travelers Property Casualty Corp.....	CT.....	UIP.....	The Travelers Companies, Inc.....	O/B/M.....	...100.000	The Travelers Companies, Inc.....	
3548.....	The Travelers Companies, Inc.....	00000..	06-0566030..				Constitution Plaza, Inc.....	CT.....	NIA.....	Travelers Property Casualty Corp.....	O/B/M.....	...100.000	The Travelers Companies, Inc.....	
3548.....	The Travelers Companies, Inc.....	00000..	06-1445591..				Travelers Insurance Group Holdings Inc.....	DE.....	UDP.....	Travelers Property Casualty Corp.....	O/B/M.....	...100.000	The Travelers Companies, Inc.....	
3548.....	The Travelers Companies, Inc.....	19070..	06-6033509..				The Standard Fire Insurance Company.....	CT.....	RE.....	Travelers Insurance Group Holdings Inc.....	O/B/M.....	...100.000	The Travelers Companies, Inc.....	
3548.....	The Travelers Companies, Inc.....	00000..	06-6033509..				Standard Fire Properties, LLC.....	DE.....	DS.....	The Standard Fire Insurance Company.....	O/M.....	...100.000	The Travelers Companies, Inc.....	
3548.....	The Travelers Companies, Inc.....	00000..	94-3097171..				Bayhill Restaurant II Associates.....	CA.....	DS.....	Standard Fire Properties, LLC.....	O.....	...50.000	The Travelers Companies, Inc.....	0105.....
3548.....	The Travelers Companies, Inc.....	00000..	06-6033509..				Standard Fire UK Investments, LLC.....	DE.....	DS.....	The Standard Fire Insurance Company.....	O/M.....	...100.000	The Travelers Companies, Inc.....	
3548.....	The Travelers Companies, Inc.....	19062..	06-0848755..				The Automobile Insurance Company of Hartford, Connecticut	CT.....	DS.....	The Standard Fire Insurance Company.....	O/B/M.....	...100.000	The Travelers Companies, Inc.....	
3548.....	The Travelers Companies, Inc.....	00000..	06-0848755..				Auto Hartford Investments, LLC.....	DE.....	DS.....	The Automobile Insurance Company of Hartford, Connecticut	O/M.....	...100.000	The Travelers Companies, Inc.....	
3548.....	The Travelers Companies, Inc.....	36145..	06-1286264..				Travelers Personal Security Insurance Company...	CT.....	DS.....	The Standard Fire Insurance Company.....	O/B/M.....	...100.000	The Travelers Companies, Inc.....	
3548.....	The Travelers Companies, Inc.....	36161..	06-1286274..				Travelers Property Casualty Insurance Company...	CT.....	DS.....	The Standard Fire Insurance Company.....	O/B/M.....	...100.000	The Travelers Companies, Inc.....	
3548.....	The Travelers Companies, Inc.....	38130..	36-3703200..				Travelers Personal Insurance Company.....	CT.....	DS.....	The Standard Fire Insurance Company.....	O/B/M.....	...100.000	The Travelers Companies, Inc.....	
3548.....	The Travelers Companies, Inc.....	00000..	27-4469564..				Travelers Texas MGA, Inc.....	TX.....	DS.....	The Standard Fire Insurance Company.....	O/B/M.....	...100.000	The Travelers Companies, Inc.....	
3548.....	The Travelers Companies, Inc.....	00000..	06-6033509..				Oregon Evergreen Investor I, LLC.....	DE.....	DS.....	The Standard Fire Insurance Company.....	O/M.....	...100.000	The Travelers Companies, Inc.....	
3548.....	The Travelers Companies, Inc.....	00000..	61-1639956..				Lone Rock Timber Investments I, LLC.....	DE.....	DS.....	Oregon Evergreen Investor I, LLC.....	O.....	...75.000	The Travelers Companies, Inc.....	0106.....
3548.....	The Travelers Companies, Inc.....	00000..	32-0447309..				Lone Rock Timber Investments II, LLC.....	DE.....	DS.....	Oregon Evergreen Investor I, LLC.....	O.....	...90.000	The Travelers Companies, Inc.....	0111.....
3548.....	The Travelers Companies, Inc.....	00000..	98-0190863..				Travelers (Bermuda) Limited.....	BMU.....	IA.....	Travelers Insurance Group Holdings, Inc.....	O/B/M.....	...100.000	The Travelers Companies, Inc.....	
3548.....	The Travelers Companies, Inc.....	00000..	20-4312440..				Travelers Lloyds Management Company.....	TX.....	NIA.....	Travelers Insurance Group Holdings, Inc.....	O/B/M.....	...100.000	The Travelers Companies, Inc.....	
3548.....	The Travelers Companies, Inc.....	00000..	06-1534005..				TPC Investments Inc.....	CT.....	NIA.....	Travelers Insurance Group Holdings, Inc.....	O/B/M.....	...100.000	The Travelers Companies, Inc.....	
3548.....	The Travelers Companies, Inc.....	19038..	06-6033504..				Travelers Casualty and Surety Company.....	CT.....	IA.....	Travelers Insurance Group Holdings, Inc.....	O/B/M.....	...100.000	The Travelers Companies, Inc.....	
3548.....	The Travelers Companies, Inc.....	41483..	06-1067463..				Farmington Casualty Company.....	CT.....	IA.....	Travelers Casualty and Surety Company.....	O/B/M.....	...100.000	The Travelers Companies, Inc.....	
3548.....	The Travelers Companies, Inc.....	00000..					8527512 Canada Inc.....	CAN.....	NIA.....	Travelers Casualty and Surety Company.....	O/B/M.....	...77.520	The Travelers Companies, Inc.....	
3548.....	The Travelers Companies, Inc.....	00000..					The Dominion of Canada General Insurance Company	CAN.....	IA.....	8527512 Canada Inc.....	O/B/M.....	...100.000	The Travelers Companies, Inc.....	
3548.....	The Travelers Companies, Inc.....	00000..					Travelers Insurance Company of Canada.....	CAN.....	IA.....	Travelers Casualty and Surety Company.....	O/B/M.....	...100.000	The Travelers Companies, Inc.....	
3548.....	The Travelers Companies, Inc.....	31194..	06-0907370..				Travelers Casualty and Surety Company of America	CT.....	IA.....	Travelers Casualty and Surety Company.....	O/B/M.....	...100.000	The Travelers Companies, Inc.....	
3548.....	The Travelers Companies, Inc.....	00000..	47-2215437..				Travelers Global, Inc.....	DE.....	NIA.....	Travelers Casualty and Surety Company of America	O/B/M.....	...100.000	The Travelers Companies, Inc.....	
3548.....	The Travelers Companies, Inc.....	00000..	47-2215437..				Travelers Brazil Holding LLC.....	DE.....	NIA.....	Travelers Global, Inc.....	O/B/M.....	...100.000	The Travelers Companies, Inc.....	
3548.....	The Travelers Companies, Inc.....	00000..	47-2215437..				Travelers Brazil Acquisition LLC.....	DE.....	NIA.....	Travelers Brazil Holding, LLC.....	O/B/M.....	...100.000	The Travelers Companies, Inc.....	
3548.....	The Travelers Companies, Inc.....	00000..					J. Malucelli Participações em Seguros e Resseguros S.A. ("Holdco")	BRA.....	NIA.....	Travelers Brazil Acquisition LLC.....	O/B.....	...49.500	The Travelers Companies, Inc.....	0107.....

Q12.2

**SCHEDULE Y**

**PART 1A - DETAIL OF INSURANCE HOLDING COMPANY SYSTEM**

1	2	3	4	5	6	7	8	9	10	11	12	13	14	15
Group Code	Group Name	NAIC Company Code	ID Number	Federal RSSD	CIK	Name of Securities Exchange if Publicly Traded (U.S. or International)	Names of Parent, Subsidiaries or Affiliates	Domiciliary Location	Relationship to Reporting Entity	Directly Controlled by (Name of Entity/Person)	Type of Control (Ownership Board, Management Attorney-in-Fact, Influence, Other)	If Control is Ownership Provide Percentage	Ultimate Controlling Entity(ies)/Person(s)	*
3548.....	The Travelers Companies, Inc.....	00000..					J. Malucelli Resseguradora S.A.....	BRA.....	IA.....	J. Malucelli Participações em Seguros e Resseguros S.A.	O/B.....	100.000	The Travelers Companies, Inc.....	0107....
3548.....	The Travelers Companies, Inc.....	00000..					J. Malucelli Controle de Riscos Ltda.....	BRA.....	NIA.....	J. Malucelli Resseguradora S.A.....	O/B.....	0.010	The Travelers Companies, Inc.....	0107....
3548.....	The Travelers Companies, Inc.....	00000..					J. Malucelli Seguradora S.A.....	BRA.....	IA.....	J. Malucelli Participações em Seguros e Resseguros S.A.	O/B.....	100.000	The Travelers Companies, Inc.....	0107....
3548.....	The Travelers Companies, Inc.....	00000..					J. Malucelli Controle de Riscos Ltda.....	BRA.....	NIA.....	J. Malucelli Seguradora S.A.....	O/B.....	99.990	The Travelers Companies, Inc.....	0107....
3548.....	The Travelers Companies, Inc.....	00000..					J. Malucelli Seguros S.A.....	BRA.....	IA.....	J. Malucelli Participações em Seguros e Resseguros S.A.	O/B.....	100.000	The Travelers Companies, Inc.....	0107....
3548.....	The Travelers Companies, Inc.....	00000..					J. Malucelli Latam, S.A.....	BRA.....	NIA.....	Travelers Brazil Acquisition LLC.....	O/B.....	49.500	The Travelers Companies, Inc.....	0107....
3548.....	The Travelers Companies, Inc.....	19046..	06-0876835..				Travelers Casualty Insurance Company of America	CT.....	IA.....	Travelers Casualty and Surety Company.....	O/B/M.....	100.000	The Travelers Companies, Inc.....	
3548.....	The Travelers Companies, Inc.....	36170..	06-1286266..				Travelers Casualty Company of Connecticut.....	CT.....	IA.....	Travelers Casualty and Surety Company.....	O/B/M.....	100.000	The Travelers Companies, Inc.....	
3548.....	The Travelers Companies, Inc.....	00000..	06-6033504..				Travelers Casualty UK Investments LLC.....	DE.....	NIA.....	Travelers Casualty and Surety Company.....	O/M.....	100.000	The Travelers Companies, Inc.....	
3548.....	The Travelers Companies, Inc.....	36137..	06-1286268..				Travelers Commercial Insurance Company.....	CT.....	IA.....	Travelers Casualty and Surety Company.....	O/B/M.....	100.000	The Travelers Companies, Inc.....	
3548.....	The Travelers Companies, Inc.....	29696..	06-1203698..				Travelers Excess and Surplus Lines Company.....	CT.....	IA.....	Travelers Casualty and Surety Company.....	O/B/M.....	100.000	The Travelers Companies, Inc.....	
3548.....	The Travelers Companies, Inc.....	41564..	75-1732040..				Travelers Lloyds of Texas Insurance Company.....	TX.....	IA.....	Travelers Casualty and Surety Company.....	O/M/A.....	100.000	The Travelers Companies, Inc.....	
3548.....	The Travelers Companies, Inc.....	00000..	75-2676034..				Travelers MGA, Inc.....	TX.....	NIA.....	Travelers Casualty and Surety Company.....	O/B/M.....	100.000	The Travelers Companies, Inc.....	
3548.....	The Travelers Companies, Inc.....	25658..	06-0566050..				The Travelers Indemnity Company.....	CT.....	IA.....	Travelers Insurance Group Holdings Inc.....	O/B/M.....	100.000	The Travelers Companies, Inc.....	
3548.....	The Travelers Companies, Inc.....	00000..	06-0566050..				Arch Street North LLC.....	DE.....	NIA.....	The Travelers Indemnity Company.....	O/M.....	100.000	The Travelers Companies, Inc.....	
3548.....	The Travelers Companies, Inc.....	25615..	06-0291290..				The Charter Oak Fire Insurance Company.....	CT.....	IA.....	The Travelers Indemnity Company.....	O/B/M.....	100.000	The Travelers Companies, Inc.....	
3548.....	The Travelers Companies, Inc.....	00000..	06-0566050..				Travelers Real Estate, LLC.....	DE.....	NIA.....	The Travelers Indemnity Company.....	O/B/M.....	100.000	The Travelers Companies, Inc.....	
3548.....	The Travelers Companies, Inc.....	10647..	59-3372141..				First Floridian Auto and Home Insurance Company	FL.....	IA.....	The Travelers Indemnity Company.....	O/B/M.....	100.000	The Travelers Companies, Inc.....	
3548.....	The Travelers Companies, Inc.....	42811..	56-1371361..				Gulf Underwriters Insurance Company.....	CT.....	IA.....	The Travelers Indemnity Company.....	O/B/M.....	100.000	The Travelers Companies, Inc.....	
3548.....	The Travelers Companies, Inc.....	22233..	75-6013697..				Select Insurance Company.....	TX.....	IA.....	The Travelers Indemnity Company.....	O/B/M.....	100.000	The Travelers Companies, Inc.....	
3548.....	The Travelers Companies, Inc.....	00000..					Travelers Casualty and Surety Company of Europe, Limited	GBR.....	IA.....	The Travelers Indemnity Company.....	O/B/M.....	100.000	The Travelers Companies, Inc.....	
3548.....	The Travelers Companies, Inc.....	38385..	75-1679830..				Commercial Guaranty Insurance Company.....	DE.....	IA.....	The Travelers Indemnity Company.....	O/B/M.....	100.000	The Travelers Companies, Inc.....	
3548.....	The Travelers Companies, Inc.....	00000..	06-0566050..				Crystal Brook, LLC.....	DE.....	NIA.....	The Travelers Indemnity Company.....	O/B/M.....	100.000	The Travelers Companies, Inc.....	
3548.....	The Travelers Companies, Inc.....	00000..	06-0566050..				Durham Holding, LLC.....	DE.....	NIA.....	Crystal Brook, LLC.....	O/B/M.....	100.000	The Travelers Companies, Inc.....	
3548.....	The Travelers Companies, Inc.....	00000..	06-0566050..				Sutton Holdco, LLC.....	DE.....	NIA.....	The Travelers Indemnity Company.....	O/B/M.....	100.000	The Travelers Companies, Inc.....	
3548.....	The Travelers Companies, Inc.....	00000..	06-0566050..				Cadet Limited, LLC.....	DE.....	NIA.....	Sutton Holdco, LLC.....	O/B/M.....	100.000	The Travelers Companies, Inc.....	
3548.....	The Travelers Companies, Inc.....	00000..	06-0566050..				Arrowhead Company, LLC.....	DE.....	NIA.....	The Travelers Indemnity Company.....	O/B/M.....	100.000	The Travelers Companies, Inc.....	
3548.....	The Travelers Companies, Inc.....	00000..	06-0566050..				Eastern Asset, LLC.....	DE.....	NIA.....	Arrowhead Company, LLC.....	O/B/M.....	100.000	The Travelers Companies, Inc.....	
3548.....	The Travelers Companies, Inc.....	00000..	41-1769846..				Jupiter Holdings, Inc.....	MN.....	NIA.....	The Travelers Indemnity Company.....	O/B/M.....	100.000	The Travelers Companies, Inc.....	
3548.....	The Travelers Companies, Inc.....	43117..	86-0703220..				American Equity Insurance Company.....	AZ.....	IA.....	Jupiter Holdings, Inc.....	O/B/M.....	100.000	The Travelers Companies, Inc.....	
3548.....	The Travelers Companies, Inc.....	10819..	86-0868106..				American Equity Specialty Insurance Company.....	CT.....	IA.....	American Equity Insurance Company.....	O/B/M.....	100.000	The Travelers Companies, Inc.....	

Q12.3

**SCHEDULE Y**

**PART 1A - DETAIL OF INSURANCE HOLDING COMPANY SYSTEM**

1	2	3	4	5	6	7	8	9	10	11	12	13	14	15
Group Code	Group Name	NAIC Company Code	ID Number	Federal RSSD	CIK	Name of Securities Exchange if Publicly Traded (U.S. or International)	Names of Parent, Subsidiaries or Affiliates	Domiciliary Location	Relationship to Reporting Entity	Directly Controlled by (Name of Entity/Person)	Type of Control (Ownership Board, Management Attorney-in-Fact, Influence, Other)	If Control is Ownership Provide Percentage	Ultimate Controlling Entity(ies)/Person(s)	*
3548.....	The Travelers Companies, Inc.....	24015..	41-6009967..				Northland Insurance Company.....	CT.....	IA.....	Jupiter Holdings, Inc.....	O/B/M.....	...100.000	The Travelers Companies, Inc.....	
3548.....	The Travelers Companies, Inc.....	27987..	41-0983992..				Northfield Insurance Company.....	IA.....	IA.....	Northland Insurance Company.....	O/B/M.....	...100.000	The Travelers Companies, Inc.....	
3548.....	The Travelers Companies, Inc.....	24031..	94-6051964..				Northland Casualty Company.....	CT.....	IA.....	Northland Insurance Company.....	O/B/M.....	...100.000	The Travelers Companies, Inc.....	
3548.....	The Travelers Companies, Inc.....	00000..	06-0566050..				Travelers Indemnity U.K. Investments LLC.....	CT.....	NIA.....	The Travelers Indemnity Company.....	O/B/M.....	...100.000	The Travelers Companies, Inc.....	
3548.....	The Travelers Companies, Inc.....	00000..	06-0566050..				TPC U.K. Investments LLC.....	DE.....	NIA.....	The Travelers Indemnity Company.....	O/B/M.....	...100.000	The Travelers Companies, Inc.....	
3548.....	The Travelers Companies, Inc.....	25623..	06-0303275..				The Phoenix Insurance Company.....	CT.....	IA.....	The Travelers Indemnity Company.....	O/B/M.....	...100.000	The Travelers Companies, Inc.....	
3548.....	The Travelers Companies, Inc.....	25666..	58-6020487..				The Travelers Indemnity Company of America.....	CT.....	IA.....	The Phoenix Insurance Company.....	O/B/M.....	...100.000	The Travelers Companies, Inc.....	
3548.....	The Travelers Companies, Inc.....	25682..	06-0336212..				The Travelers Indemnity Company of Connecticut.....	CT.....	IA.....	The Phoenix Insurance Company.....	O/B/M.....	...100.000	The Travelers Companies, Inc.....	
3548.....	The Travelers Companies, Inc.....	25674..	36-2719165..				Travelers Property Casualty Company of America..	CT.....	IA.....	The Phoenix Insurance Company.....	O/B/M.....	...100.000	The Travelers Companies, Inc.....	
3548.....	The Travelers Companies, Inc.....	00000..	13-2743602..				American Marine Management Services, Inc.....	NY.....	OTH.....	Travelers Property Casualty Company of America	O/B.....	...47.500	The Travelers Companies, Inc.....	0108....
3548.....	The Travelers Companies, Inc.....	00000..	30-0510298..				American Marine Claims & Adjusting Services, Inc.	NY.....	OTH.....	American Marine Management Services, Inc.....	O/B.....	...100.000	The Travelers Companies, Inc.....	0108....
3548.....	The Travelers Companies, Inc.....	00000..	06-1501229..				Constitution State Services LLC.....	DE.....	NIA.....	The Phoenix Insurance Company.....	O/M.....	...100.000	The Travelers Companies, Inc.....	
3548.....	The Travelers Companies, Inc.....	00000..	06-0303275..				Phoenix UK Investments LLC.....	DE.....	NIA.....	The Phoenix Insurance Company.....	O/M.....	...100.000	The Travelers Companies, Inc.....	
3548.....	The Travelers Companies, Inc.....	12850..	04-3175569..				The Premier Insurance Company of Massachusetts	CT.....	IA.....	The Travelers Indemnity Company.....	O/B/M.....	...100.000	The Travelers Companies, Inc.....	
3548.....	The Travelers Companies, Inc.....	28188..	35-1838077..				TravCo Insurance Company.....	CT.....	IA.....	The Travelers Indemnity Company.....	O/B/M.....	...100.000	The Travelers Companies, Inc.....	
3548.....	The Travelers Companies, Inc.....	00000..	20-4403403..				TINDY Foreign, Inc.....	DE.....	NIA.....	The Travelers Indemnity Company.....	O/B/M.....	...100.000	The Travelers Companies, Inc.....	
3548.....	The Travelers Companies, Inc.....	40282..	95-3634110..				Travelers Commercial Casualty Company.....	CT.....	IA.....	The Travelers Indemnity Company.....	O/B/M.....	...100.000	The Travelers Companies, Inc.....	
3548.....	The Travelers Companies, Inc.....	00000..	62-1657094..				Travelers Distribution Alliance, Inc.....	DE.....	NIA.....	The Travelers Indemnity Company.....	O/B/M.....	...100.000	The Travelers Companies, Inc.....	
3548.....	The Travelers Companies, Inc.....	00000..	06-0566050..				Travelers TLD, LLC.....	DE.....	NIA.....	The Travelers Indemnity Company.....	O/B/M.....	...100.000	The Travelers Companies, Inc.....	
3548.....	The Travelers Companies, Inc.....	00000..	06-0566050..				Tiercel, LLC.....	DE.....	NIA.....	The Travelers Indemnity Company.....	O/B/M.....	...100.000	The Travelers Companies, Inc.....	
3548.....	The Travelers Companies, Inc.....	00000..	06-0566050..				Redstart, LLC.....	DE.....	NIA.....	Tiercel, LLC.....	O/B/M.....	...100.000	The Travelers Companies, Inc.....	
3548.....	The Travelers Companies, Inc.....	27998..	35-1838079..				The Travelers Home and Marine Insurance Company	CT.....	IA.....	The Travelers Indemnity Company.....	O/B/M.....	...100.000	The Travelers Companies, Inc.....	
3548.....	The Travelers Companies, Inc.....	41262..	76-0002592..				The Travelers Lloyds Insurance Company.....	TX.....	IA.....	The Travelers Indemnity Company.....	O/M/A.....	...100.000	The Travelers Companies, Inc.....	
3548.....	The Travelers Companies, Inc.....	00000..	06-0566050..				Travelers Marine, LLC.....	DE.....	NIA.....	The Travelers Indemnity Company.....	O/B/M.....	...100.000	The Travelers Companies, Inc.....	

Q12.4

Asterisk	Explanation
0100.	Laurel Village Joint Venture Partnership is 50% owned by an unrelated party with no current economic interest.
0101.	USF&G/Fidelity Retail Associates Limited Partnership is 83.95% owned by United State Fidelity and Guaranty Company 1% owned by USF&G Retail Associates GP, Inc.
0102.	Black Mountain Ranch Limited Partnership is 85% owned by St. Paul Fire and Marine Insurance Company and 1% owned by BMR Sports Properties, Inc.
0103.	English Turn LLC is 99% owned by English Turn Fidelity Realty, Inc. and 1% owned by St. Paul Fire and Marine Insurance Company.
0104.	Fidelity English Turn Club LLC is 99% owned by English Turn Fidelity Realty, Inc. and 1% owned by English Turn Realty Management, Inc.
0105.	Bayhill Restaurant II Associates is 50% owned by an unrelated party, which is the manager.
0106.	Lone Rock Timber Investments I, LLC's other 25% member and manager are unaffiliated with Travelers

**SCHEDULE Y**

**PART 1A - DETAIL OF INSURANCE HOLDING COMPANY SYSTEM**

1	2	3	4	5	6	7	8	9	10	11	12	13	14	15
Group Code	Group Name	NAIC Company Code	ID Number	Federal RSSD	CIK	Name of Securities Exchange if Publicly Traded (U.S. or International)	Names of Parent, Subsidiaries or Affiliates	Domiciliary Location	Relationship to Reporting Entity	Directly Controlled by (Name of Entity/Person)	Type of Control (Ownership Board, Management Attorney-in-Fact, Influence, Other)	If Control is Ownership Provide Percentage	Ultimate Controlling Entity(ies)/Person(s)	*
0107.	Control determination is based upon application of the last sentence of SSAP 25 paragraph 4.													
0108.	Ownership due to Travelers Property Casualty Company of America's participation interest as a subscriber in the American Hull Insurance Syndicate													
0109.	St. Paul Fire and Marine owns a significant portion of the investment entity. Although it is managed by an unaffiliated partner, St. Paul Fire and Marine still has control of the entity													
0110.	Lone Rock Timber Investments II, LLC's other 10% member and manager are unaffiliated with Travelers													

Q12.5

# THE STANDARD FIRE INSURANCE COMPANY

## PART 1 - LOSS EXPERIENCE

Lines of Business	Current Year to Date			4 Prior Year to Date Direct Loss Percentage
	1 Direct Premiums Earned	2 Direct Losses Incurred	3 Direct Loss Percentage	
1. Fire.....	5,870,615	2,502,146	42.6	39.1
2. Allied lines.....	5,691,556	4,587,224	80.6	32.2
3. Farmowners multiple peril.....	0	0	0.0	0.0
4. Homeowners multiple peril.....	118,633,872	45,213,196	38.1	33.6
5. Commercial multiple peril.....	15,904	(65,806)	(413.8)	2,319.3
6. Mortgage guaranty.....	0	0	0.0	0.0
8. Ocean marine.....	9,600,634	3,002,148	31.3	19.4
9. Inland marine.....	2,557,755	441,968	17.3	34.4
10. Financial guaranty.....	0	0	0.0	0.0
11.1. Medical professional liability - occurrence.....	0	0	0.0	0.0
11.2. Medical professional liability - claims-made.....	0	0	0.0	0.0
12. Earthquake.....	1,040,505	228	0.0	(0.0)
13. Group accident and health.....	0	0	0.0	0.0
14. Credit accident and health.....	0	0	0.0	0.0
15. Other accident and health.....	0	0	0.0	0.0
16. Workers' compensation.....	35,915,358	17,821,761	49.6	53.1
17.1 Other liability-occurrence.....	2,787,708	2,708,509	97.2	55.2
17.2 Other liability-claims made.....	0	(81)	0.0	0.0
17.3 Excess workers' compensation.....	0	417	0.0	0.0
18.1 Products liability-occurrence.....	0	(122,303)	0.0	0.0
18.2 Products liability-claims made.....	0	0	0.0	0.0
19.1, 19.2 Private passenger auto liability.....	93,718,943	60,131,199	64.2	68.8
19.3, 19.4 Commercial auto liability.....	0	(138)	0.0	0.0
21. Auto physical damage.....	57,012,330	38,185,483	67.0	47.9
22. Aircraft (all perils).....	0	0	0.0	0.0
23. Fidelity.....	0	19	0.0	0.0
24. Surety.....	203	(700)	(344.9)	133.0
26. Burglary and theft.....	6,067	89	1.5	(0.0)
27. Boiler and machinery.....	0	0	0.0	0.0
28. Credit.....	0	0	0.0	0.0
29. International.....	0	0	0.0	0.0
30. Warranty.....	0	0	0.0	0.0
31. Reinsurance-nonproportional assumed property.....	XXX	XXX	XXX	XXX
32. Reinsurance-nonproportional assumed liability.....	XXX	XXX	XXX	XXX
33. Reinsurance-nonproportional assumed financial lines.....	XXX	XXX	XXX	XXX
34. Aggregate write-ins for other lines of business.....	0	0	0.0	0.0
35. Totals.....	332,851,450	174,405,360	52.4	41.9
<b>DETAILS OF WRITE-INS</b>				
3401.....	0	0	0.0	0.0
3402.....	0	0	0.0	0.0
3403.....	0	0	0.0	0.0
3498. Sum. of remaining write-ins for Line 34 from overflow page.....	0	0	0.0	XXX
3499. Totals (Lines 3401 thru 3403 plus 3498) (Line 34).....	0	0	0.0	0.0

## PART 2 - DIRECT PREMIUMS WRITTEN

Lines of Business	1	2	3
	Current Quarter	Current Year to Date	Prior Year Year to Date
1. Fire.....	5,480,766	5,480,766	5,773,596
2. Allied lines.....	5,301,697	5,301,697	4,757,863
3. Farmowners multiple peril.....	0	0	0
4. Homeowners multiple peril.....	93,172,455	93,172,455	102,257,902
5. Commercial multiple peril.....	16,755	16,755	19,555
6. Mortgage guaranty.....	0	0	0
8. Ocean marine.....	7,062,054	7,062,054	8,005,368
9. Inland marine.....	2,262,950	2,262,950	2,363,626
10. Financial guaranty.....	0	0	0
11.1. Medical professional liability - occurrence.....	0	0	0
11.2. Medical professional liability - claims made.....	0	0	0
12. Earthquake.....	820,861	820,861	934,215
13. Group accident and health.....	0	0	0
14. Credit accident and health.....	0	0	0
15. Other accident and health.....	0	0	0
16. Workers' compensation.....	45,429,942	45,429,942	41,959,589
17.1 Other liability-occurrence.....	2,608,988	2,608,988	2,538,708
17.2 Other liability-claims made.....	0	0	0
17.3 Excess workers' compensation.....	0	0	0
18.1 Products liability-occurrence.....	0	0	0
18.2 Products liability-claims made.....	0	0	0
19.1 19.2 Private passenger auto liability.....	119,340,142	119,340,142	63,446,741
19.3 19.4 Commercial auto liability.....	0	0	0
21. Auto physical damage.....	71,533,934	71,533,934	39,935,623
22. Aircraft (all perils).....	0	0	0
23. Fidelity.....	0	0	0
24. Surety.....	100	100	100
26. Burglary and theft.....	5,410	5,410	1,946
27. Boiler and machinery.....	0	0	0
28. Credit.....	0	0	0
29. International.....	0	0	0
30. Warranty.....	0	0	0
31. Reinsurance-nonproportional assumed property.....	XXX	XXX	XXX
32. Reinsurance-nonproportional assumed liability.....	XXX	XXX	XXX
33. Reinsurance-nonproportional assumed financial lines.....	XXX	XXX	XXX
34. Aggregate write-ins for other lines of business.....	0	0	0
35. Totals.....	353,036,054	353,036,054	271,994,831
<b>DETAILS OF WRITE-INS</b>			
3401.....	0	0	0
3402.....	0	0	0
3403.....	0	0	0
3498. Sum. of remaining write-ins for Line 34 from overflow page.....	0	0	0
3499. Totals (Lines 3401 thru 3403 plus 3498) (Line 34).....	0	0	0



**PART 3 (000 omitted)**

**LOSS AND LOSS ADJUSTMENT EXPENSE RESERVES SCHEDULE**

	1	2	3	4	5	6	7	8	9	10	11	12	13
Years in Which Losses Occurred	Prior Year-End Known Case Loss and LAE Reserves	Prior Year-End IBNR Loss and LAE Reserves	Total Prior Year-End Loss and LAE Reserves (Cols. 1 + 2)	2015 Loss and LAE Payments on Claims Reported as of Prior Year-End	2015 Loss and LAE Payments on Claims Unreported as of Prior Year-End	Total 2015 Loss and LAE Payments (Cols. 4 + 5)	Q.S. Date Known Case Loss and LAE Reserves on Claims Reported and Open as of Prior Year-End	Q.S. Date Known Case Loss and LAE Reserves on Claims Reported or Reopened Subsequent to Prior Year-End	Q.S. Date IBNR Loss and LAE Reserves	Total Q.S. Loss and LAE Reserves (Cols. 7 + 8 + 9)	Prior Year-End Known Case Loss and LAE Reserves Developed (Savings)/Deficiency (Cols. 4 + 7 minus Col. 1)	Prior Year-End IBNR Loss and LAE Reserves Developed (Savings)/Deficiency (Cols. 5 + 8 + 9 minus Col. 2)	Prior Year-End Total Loss and LAE Reserve Developed (Savings)/Deficiency (Cols. 11 + 12)
1. 2012 + Prior.....	515,109	638,575	1,153,684	39,832	29,725	69,557	492,730	2,433	581,534	1,076,697	17,453	(24,883)	(7,430)
2. 2013.....	96,457	145,074	241,531	15,234	886	16,120	90,199	1,892	128,390	220,482	8,976	(13,905)	(4,929)
3. Subtotals 2013 + Prior.....	611,566	783,648	1,395,214	55,066	30,611	85,677	582,929	4,325	709,924	1,297,179	26,429	(38,788)	(12,359)
4. 2014.....	114,764	246,529	361,293	38,619	7,314	45,933	110,681	5,756	202,359	318,796	34,537	(31,100)	3,436
5. Subtotals 2014 + Prior.....	726,331	1,030,177	1,756,507	93,685	37,925	131,610	693,611	10,081	912,283	1,615,975	60,965	(69,888)	(8,923)
6. 2015.....	XXX	XXX	XXX	XXX	34,033	34,033	XXX	31,742	86,858	118,601	XXX	XXX	XXX
7. Totals.....	726,331	1,030,177	1,756,507	93,685	71,957	165,642	693,611	41,823	999,142	1,734,576	60,965	(69,888)	(8,923)
8. Prior Year-End's Surplus As Regards Policyholders	1,215,172										Col. 11, Line 7 As % of Col. 1, Line 7	Col. 12, Line 7 As % of Col. 2, Line 7	Col. 13, Line 7 As % of Col. 3, Line 7
											1. ....8.4 %	2. ....(6.8)%	3. ....(0.5)%
													Col. 13, Line 7 Line 8
													4. ....(0.7)%

Q14

# SUPPLEMENTAL EXHIBITS AND SCHEDULES INTERROGATORIES

The following supplemental reports are required to be filed as part of your statement filing. However, in the event that your company does not transact the type of business for which the special report must be filed, your response of NO to the specific interrogatory will be accepted in lieu of filing a "NONE" report and a bar code will be printed below. If the supplement is required of your company but is not being filed for whatever reason, enter SEE EXPLANATION and provide an explanation following the interrogatory questions.

	<b>Response</b>
1. Will the Trusteed Surplus Statement be filed with the state of domicile and the NAIC with this statement?	NO
2. Will Supplement A to Schedule T (Medical Professional Liability Supplement) be filed with this statement?	NO
3. Will the Medicare Part D Coverage Supplement be filed with the state of domicile and the NAIC with this statement?	NO
4. Will the Director and Officer Supplement be filed with the state of domicile and the NAIC with this statement?	NO

**Explanation:**

- 1.
- 2.
- 3.
- 4.

**Bar Code:**



## Overflow Page for Write-Ins

## Additional Write-ins for Assets:

	Current Statement Date			4 December 31, Prior Year Net Admitted Assets
	1 Assets	2 Nonadmitted Assets	3 Net Admitted Assets (Cols. 1 - 2)	
2504. State surcharges receivable.....	2,340,824	.....0	.....2,340,824	.....2,293,310
2505. Other assets tri-party/tax credit bonds.....	1,579,687	.....0	.....1,579,687	.....2,975,099
2506. Suspense, undistributed payments.....	.....0	.....0	.....0	.....220
2507. Other assets nonadmitted.....	386,990	.....386,990	.....0	.....0
2508. Assumed reinsurance receivable and payable.....	(20,675)	.....0	.....(20,675)	.....(10,865)
2597. Summary of remaining write-ins for Line 25.....	4,286,826	.....386,990	.....3,899,836	.....5,257,765

## Additional Write-ins for Statement of Income:

	1 Current Year to Date	2 Prior Year to Date	3 Prior Year Ended December 31
1404. Profit and loss, miscellaneous.....	(312,486)	.....6,921,903	.....16,327,533
1497. Summary of remaining write-ins for Line 14.....	(312,486)	.....6,921,903	.....16,327,533

**THE STANDARD FIRE INSURANCE COMPANY  
SCHEDULE A - VERIFICATION**

Real Estate

	1 Year to Date	2 Prior Year Ended December 31
1. Book/adjusted carrying value, December 31 of prior year.....	0	0
2. Cost of acquired:		
2.1 Actual cost at time of acquisition.....	0	0
2.2 Additional investment made after acquisition.....	0	0
3. Current year change in encumbrances.....	0	0
4. Total gain (loss) on disposals.....	0	0
5. Deduct amounts received on disposals.....	0	0
6. Total foreign exchange change in book/adjusted carrying value.....	0	0
7. Deduct current year's other than temporary impairment recognized.....	0	0
8. Deduct current year's depreciation.....	0	0
9. Book/adjusted carrying value at end of current period (Lines 1+2+3+4-5+6-7-8).....	0	0
10. Deduct total nonadmitted amounts.....	0	0
11. Statement value at end of current period (Line 9 minus Line 10).....	0	0

NONE

**SCHEDULE B - VERIFICATION**

Mortgage Loans

	1 Year to Date	2 Prior Year Ended December 31
1. Book value/recorded investment excluding accrued interest, December 31 of prior year.....	0	0
2. Cost of acquired:		
2.1 Actual cost at time of acquisition.....	0	0
2.2 Additional investment made after acquisition.....	0	0
3. Capitalized deferred interest and other.....	0	0
4. Accrual of discount.....	0	0
5. Unrealized valuation increase (decrease).....	0	0
6. Total gain (loss) on disposals.....	0	0
7. Deduct amounts received on disposals.....	0	0
8. Deduct amortization of premium and mortgage interest points and commitment fees.....	0	0
9. Total foreign exchange change in book value/recorded investment excluding accrued interest.....	0	0
10. Deduct current year's other than temporary impairment recognized.....	0	0
11. Book value/recorded investment excluding accrued interest at end of current period (Lines 1+2+3+4+5+6-7-8+9-10).....	0	0
12. Total valuation allowance.....	0	0
13. Subtotal (Line 11 plus Line 12).....	0	0
14. Deduct total nonadmitted amounts.....	0	0
15. Statement value at end of current period (Line 13 minus Line 14).....	0	0

NONE

**SCHEDULE BA - VERIFICATION**

Other Long-Term Invested Assets

	1 Year to Date	2 Prior Year Ended December 31
1. Book/adjusted carrying value, December 31 of prior year.....	317,095,630	255,092,110
2. Cost of acquired:		
2.1 Actual cost at time of acquisition.....	0	850,000
2.2 Additional investment made after acquisition.....	15,000,575	51,616,837
3. Capitalized deferred interest and other.....	0	0
4. Accrual of discount.....	0	0
5. Unrealized valuation increase (decrease).....	1,547,490	20,800,794
6. Total gain (loss) on disposals.....	0	0
7. Deduct amounts received on disposals.....	2,712,214	11,130,938
8. Deduct amortization of premium and depreciation.....	213,270	74,620
9. Total foreign exchange change in book/adjusted carrying value.....	0	0
10. Deduct current year's other than temporary impairment recognized.....	0	58,554
11. Book/adjusted carrying value at end of current period (Lines 1+2+3+4+5+6-7-8+9-10).....	330,718,212	317,095,630
12. Deduct total nonadmitted amounts.....	23,355,433	23,386,923
13. Statement value at end of current period (Line 11 minus Line 12).....	307,362,779	293,708,707

**SCHEDULE D - VERIFICATION**

Bonds and Stocks

	1 Year to Date	2 Prior Year Ended December 31
1. Book/adjusted carrying value of bonds and stocks, December 31 of prior year.....	2,758,413,039	2,829,267,640
2. Cost of bonds and stocks acquired.....	109,195,339	317,392,715
3. Accrual of discount.....	290,514	1,234,851
4. Unrealized valuation increase (decrease).....	18,234,174	2,376,583
5. Total gain (loss) on disposals.....	1,654,954	625,791
6. Deduct consideration for bonds and stocks disposed of.....	179,001,823	379,378,550
7. Deduct amortization of premium.....	3,102,676	13,105,992
8. Total foreign exchange change in book/adjusted carrying value.....	0	0
9. Deduct current year's other than temporary impairment recognized.....	0	0
10. Book/adjusted carrying value at end of current period (Lines 1+2+3+4+5-6-7+8-9).....	2,705,683,522	2,758,413,039
11. Deduct total nonadmitted amounts.....	75,797	53,820
12. Statement value at end of current period (Line 10 minus Line 11).....	2,705,607,725	2,758,359,219

### SCHEDULE D - PART 1B

Showing the Acquisitions, Dispositions and Non-Trading Activity  
During the Current Quarter for all Bonds and Preferred Stock by NAIC Designation

NAIC Designation	1 Book/Adjusted Carrying Value Beginning of Current Quarter	2 Acquisitions During Current Quarter	3 Dispositions During Current Quarter	4 Non-Trading Activity During Current Quarter	5 Book/Adjusted Carrying Value End of First Quarter	6 Book/Adjusted Carrying Value End of Second Quarter	7 Book/Adjusted Carrying Value End of Third Quarter	8 Book/Adjusted Carrying Value December 31 Prior Year
<b>BONDS</b>								
1. NAIC 1 (a).....	1,943,146,772	451,276,063	504,351,331	(3,319,675)	1,886,751,829	0	0	1,943,146,772
2. NAIC 2 (a).....	271,109,049	6,095,910	21,640,136	432,590	255,997,412	0	0	271,109,049
3. NAIC 3 (a).....	73,170,936	7,500	1,560,244	415,254	72,033,447	0	0	73,170,936
4. NAIC 4 (a).....	30,345,553	0	605,884	(1,082,182)	28,657,488	0	0	30,345,553
5. NAIC 5 (a).....	2,678,767	0	78,890	(0)	2,599,877	0	0	2,678,767
6. NAIC 6 (a).....	0	0	0	0	0	0	0	0
7. Total Bonds.....	2,320,451,077	457,379,473	528,236,484	(3,554,013)	2,246,040,052	0	0	2,320,451,077
<b>PREFERRED STOCK</b>								
8. NAIC 1.....	0	0	0	0	0	0	0	0
9. NAIC 2.....	0	0	0	0	0	0	0	0
10. NAIC 3.....	0	0	0	0	0	0	0	0
11. NAIC 4.....	0	0	0	0	0	0	0	0
12. NAIC 5.....	0	0	0	0	0	0	0	0
13. NAIC 6.....	0	0	0	0	0	0	0	0
14. Total Preferred Stock.....	0	0	0	0	0	0	0	0
15. Total Bonds and Preferred Stock.....	2,320,451,077	457,379,473	528,236,484	(3,554,013)	2,246,040,052	0	0	2,320,451,077

QS102

(a) Book/Adjusted Carrying Value column for the end of the current reporting period includes the following amount of non-rated short-term and cash equivalent bonds by NAIC designation:  
NAIC 1 \$.....0; NAIC 2 \$.....0; NAIC 3 \$.....0; NAIC 4 \$.....0; NAIC 5 \$.....0; NAIC 6 \$.....0.

**SCHEDULE DA - PART 1**

Short-Term Investments

	1 Book/Adjusted Carrying Value	2 Par Value	3 Actual Cost	4 Interest Collected Year To Date	5 Paid for Accrued Interest Year To Date
9199999.....	82,805,974	XXX.....	82,805,974	6,148	0

**SCHEDULE DA - VERIFICATION**

Short-Term Investments

	1 Year to Date	2 Prior Year Ended December 31
1. Book/adjusted carrying value, December 31 of prior year.....	65,511,456	64,531,122
2. Cost of short-term investments acquired.....	328,184,134	1,335,910,711
3. Accrual of discount.....	0	0
4. Unrealized valuation increase (decrease).....	0	0
5. Total gain (loss) on disposals.....	0	0
6. Deduct consideration received on disposals.....	310,889,616	1,334,930,378
7. Deduct amortization of premium.....	0	0
8. Total foreign exchange change in book/adjusted carrying value.....	0	0
9. Deduct current year's other than temporary impairment recognized.....	0	0
10. Book/adjusted carrying value at end of current period (Lines 1+2+3+4+5-6-7+8-9).....	82,805,974	65,511,456
11. Deduct total nonadmitted amounts.....	0	0
12. Statement value at end of current period (Line 10 minus Line 11).....	82,805,974	65,511,456

**Sch. DB-Pt A-Verification  
NONE**

**Sch. DB-Pt B-Verification  
NONE**

**Sch. DB-Pt C-Sn 1  
NONE**

**Sch. DB-Pt C-Sn 2  
NONE**

**Sch. DB-Verification  
NONE**

**THE STANDARD FIRE INSURANCE COMPANY**  
**SCHEDULE E- VERIFICATION**  
 Cash Equivalents

	1 Year to Date	2 Prior Year Ended December 31
1. Book/adjusted carrying value, December 31 of prior year.....	20,000,000	10,500,000
2. Cost of cash equivalents acquired.....	20,000,000	90,500,000
3. Accrual of discount.....	0	0
4. Unrealized valuation increase (decrease).....	0	0
5. Total gain (loss) on disposals.....	0	0
6. Deduct consideration received on disposals.....	40,000,000	81,000,000
7. Deduct amortization of premium.....	0	0
8. Total foreign exchange change in book/ adjusted carrying value.....	0	0
9. Deduct current year's other than temporary impairment recognized.....	0	0
10. Book/adjusted carrying value at end of current period (Lines 1+2+3+4+5-6-7+8-9).....	0	20,000,000
11. Deduct total nonadmitted amounts.....	0	0
12. Statement value at end of current period (Line 10 minus Line 11).....	0	20,000,000



**Sch. A-Pt 2  
NONE**

**Sch. A-Pt 3  
NONE**

**Sch. B-Pt 2  
NONE**

**Sch. B-Pt 3  
NONE**

### SCHEDULE BA - PART 2

Showing Other Long-Term Invested Assets ACQUIRED AND ADDITIONS MADE During the Current Quarter

1 CUSIP Identification	2 Name or Description	3 Location		4 State	5 Name of Vendor or General Partner	6 NAIC Designation	7 Date Originally Acquired	8 Type and Strategy	9 Actual Cost at Time of Acquisition	10 Additional Investment Made after Acquisition	11 Amount of Encumbrances	12 Commitment for Additional Investment	13 Percentage of Ownership
		City											
<b>Joint Venture or Partnership Interests That Have Underlying Characteristics of Common Stocks - Unaffiliated</b>													
	Excellere Capital Fund II, L.P.....	Denver.....		CO.....	Excellere Partners.....		12/15/2010....	3	0	3,810,818	0	12,200,479	3.8
	RRE Ventures V, L.P.....	New York.....		NY.....	RRE Ventures.....		08/02/2011....	1	0	744,690	0	3,951,711	5.8
	Thompson Street Capital Partners III, L.P.....	St. Louis.....		MO.....	Thompson Street Capital Partners.....		08/04/2011....	3	0	3,014,744	0	5,567,475	3.7
	VMG Partners II, L.P.....	San Francisco.....		CA.....	VMG Equity Partners.....		06/15/2011....	3	0	815,742	0	7,860,287	5.2
1599999. Total - Joint Venture or Partnership Interests That Have Underlying Characteristics of Common Stocks - Unaffiliated.....									0	8,385,994	0	29,579,952	XXX.....
<b>Joint Venture or Partnership Interests That Have Underlying Characteristics of Other - Unaffiliated</b>													
	CI Capital Investors II, L.P.....	New York.....		NY.....	CI Capital Partners LLC.....		11/23/2010....	3	0	203,443	0	6,503,575	2.3
	Cohesive Capital Partners, L.P.....	New York.....		NY.....	Cohesive Capital Partners.....		11/15/2010....	3	0	4,097,044	0	6,411,631	12.4
	Global Infrastructure Partners II-A, L.P.....	New York.....		NY.....	Global Infrastructure Partners.....		12/03/2011....	0	0	139,717	0	15,632,362	1.2
	Gridiron Capital Fund II, L.P.....	New Caanan.....		CT.....	Gridiron Capital.....		05/23/2011....	3	0	105,174	0	5,389,496	3.3
	Level Equity Growth Partners I, L.P.....	New York.....		NY.....	Level Equity Management LLC.....		04/06/2011....	0	0	23,123	0	3,411,942	8.7
	Monomoy Capital Partners II, L.P.....	New York.....		NY.....	Monomoy Capital Partners.....		09/17/2010....	0	0	57,781	0	10,084,607	3.0
	Sheridan Production Partners II-A, L.P.....	Houston.....		TX.....	Sheridan Production Partners.....		09/30/2010....	0	0	637,500	0	0	7.0
	Snow Phipps II, L.P.....	New York.....		NY.....	Snow Phipps Group LLC.....		03/04/2011....	3	0	1,350,800	0	3,703,663	1.6
2199999. Total - Joint Venture or Partnership Interests That Have Underlying Characteristics of Other - Unaffiliated.....									0	6,614,581	0	51,137,276	XXX.....
4499999. Subtotal - Unaffiliated.....									0	15,000,575	0	80,717,228	XXX.....
4699999. Totals.....									0	15,000,575	0	80,717,228	XXX.....

QE03

### SCHEDULE BA - PART 3

Showing Other Long-Term Invested Assets DISPOSED, Transferred or Repaid During the Current Quarter

1 CUSIP Identification	2 Name or Description	3 Location		5 Name of Purchaser or Nature of Disposal	6 Date Originally Acquired	7 Disposal Date	8 Book/Adjusted Carrying Value Less Encumbrances, Prior Year	9-14 Changes in Book/Adjusted Carrying Value						15 Book/Adjusting Carrying Value Less Encumbrances on Disposal	16 Consideration	17 Foreign Exchange Gain (Loss) on Disposal	18 Realized Gain (Loss) on Disposal	19 Total Gain (Loss) on Disposal	20 Investment Income
		City	State					9 Unrealized Valuation Increase (Decrease)	10 Current Year's (Depreciation) or (Amortization)/ Accretion	11 Current Year's Other Than Temporary Impairment Recognized	12 Capitalized Deferred Interest and Other	13 Total Change in B./A.C.V. (9+10-11+12)	14 Total Foreign Exchange Change in B./A.C.V.						
<b>Joint Venture or Partnership Interests That Have Underlying Characteristics of Common Stocks - Unaffiliated</b>																			
	AG Super Fund, LP.....	New York.....	NY...	Distribution.....	08/01/2005	01/30/2015	22,018	0	0	0	0	0	0	22,018	22,018	0	0	0	0
	Blackstone Capital Partners V L.P.....	New York.....	NY...	Distribution.....	12/07/2005	03/31/2015	1,413,542	0	0	0	0	0	0	1,413,542	1,413,542	0	0	0	0
	DFJ Element, L.P.....	Radnor.....	PA...	Distribution.....	03/15/2006	02/06/2015	13,023	0	0	0	0	0	0	13,023	13,023	0	0	0	0
	VS&A Communications Partners III, L.P.....	New York.....	NY...	Distribution.....	04/01/1999	03/25/2015	6,887	0	0	0	0	0	0	6,887	6,887	0	0	0	0
	Blum Strategic Partners, L.P.....	San Francisco.....	CA...	Liquidation.....	09/03/1998	01/15/2015	0	0	0	0	0	0	0	0	0	0	0	0	19
1599999. Total - Joint Venture or Partnership Interests That Have Underlying Characteristics of Common Stocks - Unaffiliated.....							1,455,470	0	0	0	0	0	0	1,455,470	1,455,470	0	0	0	19
<b>Joint Venture or Partnership Interests That Have Underlying Characteristics of Real Estate - Unaffiliated</b>																			
	AEW Partners V, L.P.....	Boston.....	MA...	Distribution.....	07/31/2005	03/13/2015	673,524	0	0	0	0	0	0	673,524	673,524	0	0	0	0
1799999. Total - Joint Venture or Partnership Interests That Have Underlying Characteristics of Real Estate - Unaffiliated.....							673,524	0	0	0	0	0	0	673,524	673,524	0	0	0	0
<b>Joint Venture or Partnership Interests That Have Underlying Characteristics of Other - Unaffiliated</b>																			
	Global Infrastructure Partners II-A, L.P.....	New York.....	NY...	Distribution.....	12/03/2011	01/29/2015	84,684	0	0	0	0	0	0	84,684	84,684	0	0	0	0
	Monomoy Capital Partners II, L.P.....	New York.....	NY...	Distribution.....	09/17/2010	02/20/2015	551,480	0	0	0	0	0	0	551,480	551,480	0	0	0	0
	Reservoir Capital Partners, L.P.....	New York.....	NY...	Distribution.....	10/01/1999	01/30/2015	275	0	0	0	0	0	0	275	275	0	0	0	0

### SCHEDULE BA - PART 3

Showing Other Long-Term Invested Assets DISPOSED, Transferred or Repaid During the Current Quarter

1	2	Location		5	6	7	8	Changes in Book/Adjusted Carrying Value						15	16	17	18	19	20
		3	4					9	10	11	12	13	14						
CUSIP Identification	Name or Description	City	State	Name of Purchaser or Nature of Disposal	Date Originally Acquired	Disposal Date	Book/Adjusted Carrying Value Less Encumbrances, Prior Year	Unrealized Valuation Increase (Decrease)	Current Year's (Depreciation) or (Amortization)/ Accretion	Current Year's Other Than Temporary Impairment Recognized	Capitalized Deferred Interest and Other	Total Change in B./A.C.V. (9+10-11+12)	Total Foreign Exchange Change in B./A.C.V.	Book/Adjusting Carrying Value Less Encumbrances on Disposal	Consideration	Foreign Exchange Gain (Loss) on Disposal	Realized Gain (Loss) on Disposal	Total Gain (Loss) on Disposal	Investment Income
	Snow Phipps II, L.P.....	New York.....	NY...	Distribution.....	03/04/2011	03/30/2015	.....(53,219)	.....0	.....0	.....0	.....0	.....0	.....0	.....(53,219)	.....(53,219)	.....0	.....0	.....0	.....0
2199999	Total - Joint Venture or Partnership Interests That Have Underlying Characteristics of Other - Unaffiliated.....						.....583,220	.....0	.....0	.....0	.....0	.....0	.....0	.....583,220	.....583,220	.....0	.....0	.....0	.....0
4499999	Subtotal - Unaffiliated.....						.....2,712,214	.....0	.....0	.....0	.....0	.....0	.....0	.....2,712,214	.....2,712,214	.....0	.....0	.....0	.....19
4699999	Totals.....						.....2,712,214	.....0	.....0	.....0	.....0	.....0	.....0	.....2,712,214	.....2,712,214	.....0	.....0	.....0	.....19

QE03.1

## SCHEDULE D - PART 3

Show all Long-Term Bonds and Stock Acquired During the Current Quarter

1	2	3	4	5	6	7	8	9	10
Identification	Description	Foreign	Date Acquired	Name of Vendor	Number of Shares of Stock	Actual Cost	Par Value	Paid for Accrued Interest and Dividends	NAIC Designation or Market Indicator (a)
<b>Bonds - U.S. Government</b>									
912828 F6 2	U S TREASURY NOTES 1.500 2019 10.....		01/15/2015	J P MORGAN CHASE SECURITIES INC.....		20,267,255	20,000,000	63,812	1.....
0599999. Total Bonds - U.S. Government.....						20,267,255	20,000,000	63,812	XXX
<b>Bonds - U.S. States, Territories and Possessions</b>									
68608U 3U 8	OREGON GENERAL OBLIGATIO 5.000 2034 08.....		02/03/2015	CITIGROUP GLOBAL MARKETS.....		3,841,261	3,130,000	0	1FE.....
1799999. Total Bonds - U.S. States, Territories and Possessions.....						3,841,261	3,130,000	0	XXX
<b>Bonds - U.S. Political Subdivisions of States, Territories and Possessions</b>									
139078 DD 8	CANYONS SCHOOL DISTRICT 3.500 2031 06.....		03/26/2015	MORGAN STANLEY.....		2,979,765	2,875,000	0	1FE.....
345766 NH 8	FOREST HILLS LOCAL SCH D 3.500 2035 12.....		02/04/2015	FIFTH THIRD SECURITIES.....		3,575,011	3,540,000	0	1FE.....
498531 EQ 1	KLEIN ISD GEN OBLIG S201 3.500 2035 02.....		01/13/2015	BAS-MERRILL LYNCH.....		3,050,640	2,985,000	2,902	1FE.....
529063 RS 0	LEXINGTON CO SCH DIST #1 3.500 2028 02.....		02/18/2015	MORGAN STANLEY.....		10,250,230	9,840,000	0	1FE.....
680616 B2 4	OLENTANGY LOCAL SD GO RE 4.000 2031 12.....		02/10/2015	FIFTH THIRD SECURITIES.....		3,577,340	3,340,000	0	1FE.....
779240 JG 6	ROUND ROCK ISD GO S2015 4.000 2032 08.....		02/03/2015	RBC CAPITAL MARKETS.....		3,011,891	2,735,000	0	1FE.....
2499999. Total Bonds - U.S. Political Subdivisions of States, Territories and Possessions.....						26,444,877	25,315,000	2,902	XXX
<b>Bonds - U.S. Special Revenue and Special Assessment</b>									
147056 EH 4	CARY COMBINED ENTERPRISE 3.500 2034 12.....		02/25/2015	CITIGROUP GLOBAL MARKETS.....		1,980,182	1,935,000	0	1FE.....
68607D SK 2	OREGON DEPT OF TRANS HIG 4.000 2032 11.....		01/14/2015	MORGAN STANLEY.....		6,645,660	6,000,000	0	1FE.....
70917S PS 6	PENNSYLVANIA HIGHER ED ( 5.000 2032 10.....		02/26/2015	MORGAN STANLEY.....		7,630,770	6,395,000	0	1FE.....
810489 RX 4	SCOTTSDALE PPTY CORP EXC 5.000 2035 07.....		02/18/2015	J P MORGAN CHASE SECURITIES INC.....		2,219,474	1,885,000	0	1FE.....
92818H BP 5	VIRGINIA PUBLIC SCH AUTH 3.500 2031 08.....		02/03/2015	CITIGROUP GLOBAL MARKETS.....		11,222,852	10,585,000	0	1FE.....
3199999. Total Bonds - U.S. Special Revenue and Special Assessment.....						29,698,939	26,800,000	0	XXX
<b>Bonds - Industrial and Miscellaneous</b>									
002824 BA 7	ABBOTT LABS 2.550 2022 03.....		03/05/2015	BAS-MERRILL LYNCH.....		998,340	1,000,000	0	1FE.....
037833 AZ 3	APPLE INC 2.500 2025 02.....		02/02/2015	DEUTSCHE BANC.....		998,590	1,000,000	0	1FE.....
040555 CR 3	ARIZONA PUBLIC SERVICE C 2.200 2020 01.....		01/07/2015	WELLS FARGO SECURITIES.....		999,860	1,000,000	0	1FE.....
172967 JH 5	CITIGROUP INC 1.800 2018 02.....		02/12/2015	CITIGROUP GLOBAL MARKETS.....		997,040	1,000,000	650	1FE.....
22160K AH 8	COSTCO COMPANIES 2.250 2022 02.....		02/05/2015	J P MORGAN CHASE SECURITIES INC.....		997,040	1,000,000	0	1FE.....
29736R AE 0	ESTEE LAUDER CO 2.350 2022 08.....		01/08/2015	MITSUBISHI SECURITIES (USA) INC.....		61,428	63,000	609	1FE.....
30231G AF 9	EXXON MOBIL CORP 2.709 2025 03.....		03/03/2015	CITIGROUP GLOBAL MARKETS.....		1,000,000	1,000,000	0	1FE.....
36962G 7M 0	GENERAL ELECTRIC CAPITAL 2.200 2020 01.....		01/06/2015	CITIGROUP GLOBAL MARKETS.....		999,390	1,000,000	0	1FE.....
832696 AJ 7	JM SMUCKER CO (144A) 3.500 2025 03.....		03/13/2015	J P MORGAN CHASE SECURITIES INC.....		1,006,470	1,000,000	0	2FE.....
46625H KC 3	JP MORGAN CHASE 3.125 2025 01.....		01/15/2015	J P MORGAN CHASE SECURITIES INC.....		997,780	1,000,000	0	1FE.....
494368 BQ 5	KIMBERLY-CLARK 2.650 2025 03.....		02/24/2015	MORGAN STANLEY.....		997,120	1,000,000	0	1FE.....
000000 00 0	LINCOLN ELECTRIC HOLDING 3.150 2025 08.....		02/20/2015	BAS-MERRILL LYNCH.....		2,000,000	2,000,000	0	2Z.....
563571 D* 6	MANITOWOC TL B 1L 3.250 2021 01.....		01/02/2015	PAR WRITE-UP.....		7,500	7,500	0	3FE.....
55279H AK 6	MANUFACTURERS & TRADERS 2.900 2025 02.....		02/03/2015	CITIGROUP GLOBAL MARKETS.....		998,880	1,000,000	0	1FE.....
58933Y AR 6	MERCK & CO INC 2.750 2025 02.....		02/05/2015	DEUTSCHE BANC.....		998,350	1,000,000	0	1FE.....
90131H AA 3	NEWS AMERICA INC 4.000 2023 10.....		02/04/2015	MORGAN STANLEY.....		1,094,030	1,000,000	14,222	2FE.....
654106 AC 7	NIKE INC 2.250 2023 05.....		03/06/2015	CITIGROUP GLOBAL MARKETS.....		1,660,380	1,701,000	13,821	1FE.....
69353R EK 0	PNC BANK NA 2.950 2025 02.....		02/18/2015	MORGAN STANLEY.....		997,680	1,000,000	0	1FE.....
760759 AQ 3	REPUBLIC SERVICES 3.200 2025 03.....		03/04/2015	J P MORGAN CHASE SECURITIES INC.....		995,840	1,000,000	0	2FE.....

QE04

### SCHEDULE D - PART 3

Show all Long-Term Bonds and Stock Acquired During the Current Quarter

1	2		3	4	5	6	7	8	9	10
Identification	Description		Foreign	Date Acquired	Name of Vendor	Number of Shares of Stock	Actual Cost	Par Value	Paid for Accrued Interest and Dividends	NAIC Designation or Market Indicator (a)
773903 AF 6	ROCKWELL AUTOMATION	2.050 2020 03		02/11/2015	J P MORGAN CHASE SECURITIES INC		997,900	1,000,000	0	1FE
797440 BT 0	SAN DIEGO G & E	1.914 2022 02		03/09/2015	CITIGROUP GLOBAL MARKETS		2,000,000	2,000,000	0	1FE
90261X HK 1	UBS AG STAMFORD	2.350 2020 03	R	03/23/2015	UBS AG		999,770	1,000,000	0	1FE
918204 AV 0	VF CORP	3.500 2021 09		01/15/2015	CITIGROUP GLOBAL MARKETS		1,075,480	1,000,000	13,611	1FE
927804 FQ 2	VIRGINIA ELECTRIC & POWE	3.450 2024 02		03/17/2015	BARCLAYS CAPITAL INC		1,053,500	1,000,000	3,354	1FE
94974B GF 1	WELLS FARGO & CO	2.150 2020 01		01/26/2015	WELLS FARGO SECURITIES		998,640	1,000,000	0	1FE
98956P AL 6	ZIMMER HOLDINGS INC	3.150 2022 04		03/10/2015	BAS-MERRILL LYNCH		997,490	1,000,000	0	1FE
13645R AS 3	CANADIAN PACIFIC RAILWAY	2.900 2025 02	A	01/28/2015	MORGAN STANLEY		999,570	1,000,000	0	2FE
75625Q AA 7	RECKITT BENCKISER TSY (1	2.125 2018 09	F	01/27/2015	RBC CAPITAL MARKETS		1,014,940	1,000,000	7,615	1FE
3899999. Total Bonds - Industrial and Miscellaneous							28,943,008	28,771,500	53,881	XXX
8399997. Total Bonds - Part 3							109,195,339	104,016,500	120,596	XXX
8399999. Total Bonds							109,195,339	104,016,500	120,596	XXX
9999999. Total Bonds, Preferred and Common Stocks							109,195,339	XXX	120,596	XXX

(a) For all common stock bearing the NAIC market indicator "U" provide: the number of such issues:.....0.

QE04.1

## SCHEDULE D - PART 4

Show All Long-Term Bonds and Stock Sold, Redeemed or Otherwise Disposed of During the Current Quarter

1	2	3	4	5	6	7	8	9	10	Change in Book/Adjusted Carrying Value					16	17	18	19	20	21	22
										11	12	13	14	15							
CUSIP Identification	Description	For eig n	Disposal Date	Name of Purchaser	Number of Shares of Stock	Consideration	Par Value	Actual Cost	Prior Year Book/Adjusted Carrying Value	Unrealized Valuation Increase/ (Decrease)	Current Year's (Amortization)/ Accretion	Current Year's Other Than Temporary Impairment Recognized	Total Change in B./A.C.V. (11+12-13)	Total Foreign Exchange Change in B./A.C.V.	Book/Adjusted Carrying Value at Disposal Date	Foreign Exchange Gain (Loss) on Disposal	Realized Gain (Loss) on Disposal	Total Gain (Loss) on Disposal	Bond Interest/Stock Dividends Received During Year	Stated Contractual Maturity Date	NAIC Design- ation or Market Indicator (a)
<b>Bonds - U.S. Government</b>																					
912828	DM 9		02/15/2015	U S TREASURY NOTES	4.000	32,000,000	32,000,000	34,533,857	32,148,091	0	(148,091)	0	(148,091)	0	32,000,000	0	0	0	640,000	02/15/2015	1
912828	WD 8		01/15/2015	CITIGROUP GLOBAL MARK	1.250	20,172,589	20,000,000	19,803,192	19,804,067	0	2,185	0	2,185	0	19,806,252	0	366,337	366,337	53,177	10/31/2018	1
38373R	C9 8		03/16/2015	GNR 2001-49 Z CMO	7.000	216,203	216,203	215,971	215,543	0	660	0	660	0	216,203	0	0	0	2,490	10/16/2031	1
38378X	PZ 8		03/16/2015	GNR 2014-130 A	2.099	62,272	62,272	62,002	62,016	0	256	0	256	0	62,272	0	0	0	218	06/16/2040	1
0599999. Total Bonds - U.S. Government						52,451,065	52,278,476	54,615,022	52,229,717	0	(144,989)	0	(144,989)	0	52,084,728	0	366,337	366,337	695,885	XXX	XXX
<b>Bonds - All Other Government</b>																					
91086Q	AL 2	F	03/03/2015	UNITED MEXICAN STATES	6.625	5,000,000	5,000,000	5,362,500	5,006,257	0	(6,257)	0	(6,257)	0	5,000,000	0	0	0	165,625	03/03/2015	2FE
1099999. Total Bonds - All Other Government						5,000,000	5,000,000	5,362,500	5,006,257	0	(6,257)	0	(6,257)	0	5,000,000	0	0	0	165,625	XXX	XXX
<b>Bonds - U.S. States, Territories and Possessions</b>																					
010410	3L 0		02/01/2015	ALABAMA GENERAL OBLIGA	4.750	2,000,000	2,000,000	2,116,920	2,001,062	0	(1,062)	0	(1,062)	0	2,000,000	0	0	0	47,500	02/01/2023	1FE
677520	HY 7		03/15/2015	OHIO COMMON SCHOOLS GE	5.000	11,420,000	11,420,000	12,258,000	11,441,178	0	(21,178)	0	(21,178)	0	11,420,000	0	0	0	285,500	09/15/2021	1FE
1799999. Total Bonds - U.S. States, Territories and Possessions						13,420,000	13,420,000	14,374,920	13,442,240	0	(22,240)	0	(22,240)	0	13,420,000	0	0	0	333,000	XXX	XXX
<b>Bonds - U.S. Political Subdivisions of States, Territories and Possessions</b>																					
090874	EV 6		02/15/2015	BIRDVILLE ISD GO S2006	5.000	2,000,000	2,000,000	2,153,040	2,002,298	0	(2,298)	0	(2,298)	0	2,000,000	0	0	0	50,000	02/15/2018	1FE
090874	EX 2		02/15/2015	BIRDVILLE ISD GO S2006	5.000	3,170,000	3,170,000	3,390,283	3,173,285	0	(3,285)	0	(3,285)	0	3,170,000	0	0	0	79,250	02/15/2020	1FE
145628	MK 6		02/15/2015	CARROLLTON FMRS BRH IS	5.000	2,895,000	2,895,000	3,070,321	2,897,383	0	(2,383)	0	(2,383)	0	2,895,000	0	0	0	72,375	02/15/2020	1FE
166393	U6 3		01/01/2015	CHESTERFIELD CO GENERA	4.000	3,000,000	3,000,000	3,227,010	3,000,000	0	0	0	0	0	3,000,000	0	0	0	60,000	01/01/2015	1FE
208418	QY 2		02/15/2015	CONROE ISD GO REF S200	5.000	1,260,000	1,260,000	1,345,844	1,261,178	0	(1,178)	0	(1,178)	0	1,260,000	0	0	0	31,500	02/15/2019	1FE
208418	RD 7		02/15/2015	CONROE ISD GO REF S200	5.000	3,740,000	3,740,000	3,994,806	3,743,495	0	(3,495)	0	(3,495)	0	3,740,000	0	0	0	93,500	02/15/2019	1FE
262633	EY 2		01/01/2015	DUPAGE CO GO S93	5.600	540,000	540,000	623,462	576,603	0	(36,603)	0	(36,603)	0	540,000	0	0	0	15,120	01/01/2021	1FE
592112	AT 3		02/01/2015	MET GOVT NASHVILLE DAV	5.000	14,510,000	14,510,000	15,243,481	14,516,985	0	(6,985)	0	(6,985)	0	14,510,000	0	0	0	362,750	02/01/2024	1FE
591852	PR 3		02/01/2015	MINNEAPOLIS ST PAUL GO	2.400	1,000,000	1,000,000	1,003,880	1,000,063	0	(63)	0	(63)	0	1,000,000	0	0	0	12,000	02/01/2015	1FE
2499999. Total Bonds - U.S. Political Subdivisions of States, Territories and Possessions						32,115,000	32,115,000	34,052,127	32,171,291	0	(56,291)	0	(56,291)	0	32,115,000	0	0	0	776,495	XXX	XXX
<b>Bonds - U.S. Special Revenue and Special Assessment</b>																					
05053*	AA 3		03/15/2015	AUBURN HSG DEV CORP S7	7.400	5,106	5,106	5,106	5,106	0	0	0	0	0	5,106	0	0	0	63	04/15/2021	5*
160429	RC 2		01/01/2015	CHARLESTON WTRWRKS & S	5.000	500,000	500,000	552,310	500,000	0	0	0	0	0	500,000	0	0	0	12,500	01/01/2015	1FE
240523	TR 1		03/25/2015	DE KALB CO WATER & SEW	5.000	1,401,097	1,310,000	1,363,658	1,320,814	0	(1,326)	0	(1,326)	0	1,319,488	0	81,609	81,609	31,658	10/01/2026	1FE
373541	WD 9		01/01/2015	GEORGIA MUN ELEC AUTH	6.375	3,480,000	3,480,000	4,379,704	3,568,058	0	(88,058)	0	(88,058)	0	3,480,000	0	0	0	110,925	01/01/2016	1FE
476595	AA 1		03/01/2015	JERSEY CITY HSG FIN CO	7.400	58,596	58,596	58,596	58,596	0	0	0	0	0	58,596	0	0	0	724	12/01/2021	5*
591745	B2 9		03/25/2015	METRO ATLANTA RAPID TR	5.250	7,974,092	6,475,000	7,434,012	7,016,806	0	(14,984)	0	(14,984)	0	7,001,822	0	972,270	972,270	249,288	07/01/2022	1FE
60000*	AA 2		03/15/2015	MILL POND TWR NONPROFI	7.125	15,187	15,187	15,187	15,187	0	0	0	0	0	15,187	0	0	0	181	07/15/2020	5*
64972F	SJ 6		01/07/2015	NEW YORK CITY FIN AUTH	.020	6,000,000	6,000,000	6,000,000	6,000,000	0	0	0	0	0	6,000,000	0	0	0	104	06/15/2023	1FE
796253	XG 2		02/01/2015	SAN ANTONIO ELEC & GAS	5.000	5,000,000	5,000,000	5,339,050	5,003,196	0	(3,196)	0	(3,196)	0	5,000,000	0	0	0	125,000	02/01/2019	1FE
79061A	BE 6		02/05/2015	ST JOSEPH CO (UNIV NOT	.010	15,000,000	15,000,000	15,000,000	15,000,000	0	0	0	0	0	15,000,000	0	0	0	497	03/01/2042	1FE
938865	BM 3		03/01/2015	WASHINGTON HSG DEV COR	7.250	14,032	14,032	14,032	14,032	0	0	0	0	0	14,032	0	0	0	170	03/01/2020	1
938865	BL 5		03/01/2015	WASHINGTON HSG DEV COR	7.250	13,300	13,300	13,300	13,300	0	0	0	0	0	13,300	0	0	0	161	06/01/2020	1

QE05

**SCHEDULE D - PART 4**

Show All Long-Term Bonds and Stock Sold, Redeemed or Otherwise Disposed of During the Current Quarter

1	2	3	4	5	6	7	8	9	10	Change in Book/Adjusted Carrying Value					16	17	18	19	20	21	22
										11	12	13	14	15							
CUSIP Identification	Description	For eign	Disposal Date	Name of Purchaser	Number of Shares of Stock	Consideration	Par Value	Actual Cost	Prior Year Book/Adjusted Carrying Value	Unrealized Valuation Increase/ (Decrease)	Current Year's (Amortization)/ Accretion	Current Year's Other Than Temporary Impairment Recognized	Total Change in B./A.C.V. (11+12-13)	Total Foreign Exchange Change in B./A.C.V.	Book/Adjusted Carrying Value at Disposal Date	Foreign Exchange Gain (Loss) on Disposal	Realized Gain (Loss) on Disposal	Total Gain (Loss) on Disposal	Bond Interest/Stock Dividends Received During Year	Stated Contractual Maturity Date	NAIC Designation or Market Indicator (a)
938865 BN 1	WASHINGTON HSG DEV COR 6.770		02/01/2015	REDEEMED		44,676	44,676	44,676	44,676	0	0	0	0	0	44,676	0	0	0	1,512	02/01/2020	1
31296L B2 6	FHLMC GOLD PASSTHRU 5.500		03/15/2015	PAID ON PRINCIPAL		46,314	46,314	44,164	44,953	0	1,360	0	1,360	0	46,314	0	0	0	441	08/15/2033	1
31296L QV 6	FHLMC GOLD PASSTHRU 5.500		03/15/2015	PAID ON PRINCIPAL		305	305	291	291	0	14	0	14	0	305	0	0	0	3	08/15/2033	1
31292H X4 1	FHLMC GOLD PASSTHRU 5.500		03/15/2015	PAID ON PRINCIPAL		21,981	21,981	21,292	21,448	0	533	0	533	0	21,981	0	0	0	177	08/15/2033	1
31294K Q7 3	FHLMC GOLD PASSTHRU 5.000		03/15/2015	PAID ON PRINCIPAL		111,326	111,326	113,031	111,711	0	(385)	0	(385)	0	111,326	0	0	0	913	05/15/2018	1
3128H3 W6 4	FHLMC GOLD PASSTHRU 5.000		03/15/2015	PAID ON PRINCIPAL		1,856	1,856	1,885	1,865	0	(9)	0	(9)	0	1,856	0	0	0	16	05/15/2018	1
3128H6 BP 8	FHLMC GOLD PASSTHRU 5.000		03/15/2015	PAID ON PRINCIPAL		552	552	560	553	0	(2)	0	(2)	0	552	0	0	0	5	07/15/2018	1
31283H WY 7	FHLMC GOLD PASSTHRU 5.500		03/15/2015	PAID ON PRINCIPAL		7,587	7,587	7,350	7,392	0	195	0	195	0	7,587	0	0	0	69	06/15/2033	1
31283H WZ 4	FHLMC GOLD PASSTHRU 6.000		03/15/2015	PAID ON PRINCIPAL		56,593	56,593	58,162	58,229	0	(1,636)	0	(1,636)	0	56,593	0	0	0	535	04/15/2033	1
31283Y 4Y 1	FHLMC GOLD PASSTHRU 6.500		03/15/2015	PAID ON PRINCIPAL		4,621	4,621	4,607	4,604	0	17	0	17	0	4,621	0	0	0	50	05/15/2028	1
31283Y 4Z 8	FHLMC GOLD PASSTHRU 6.500		03/15/2015	PAID ON PRINCIPAL		969	969	966	966	0	4	0	4	0	969	0	0	0	11	05/15/2028	1
31283Y 5C 8	FHLMC GOLD PASSTHRU 6.500		03/15/2015	PAID ON PRINCIPAL		446	446	444	444	0	2	0	2	0	446	0	0	0	5	05/15/2028	1
3133TE FV 1	FHR 2065 Z CMO 6.500		03/15/2015	PAID ON PRINCIPAL		141,272	141,272	127,604	132,099	0	9,173	0	9,173	0	141,272	0	0	0	1,136	06/15/2028	1
3133TR MZ 5	FHR 2285 Z CMO 6.500		03/15/2015	PAID ON PRINCIPAL		123,375	123,375	115,915	120,131	0	3,244	0	3,244	0	123,375	0	0	0	1,430	02/15/2031	1
3133TR ZA 6	FHR 2292 Z CMO 6.500		03/15/2015	PAID ON PRINCIPAL		60,294	60,294	57,582	59,210	0	1,083	0	1,083	0	60,294	0	0	0	720	03/15/2031	1
31371H K2 3	FNMA PASS TH #252413 6.500		03/25/2015	PAID ON PRINCIPAL		571	571	576	574	0	(3)	0	(3)	0	571	0	0	0	7	02/25/2029	1
31371K 5X 5	FNMA PASS TH #254762 5.000		03/25/2015	PAID ON PRINCIPAL		7,163	7,163	7,147	7,142	0	20	0	20	0	7,163	0	0	0	59	05/25/2023	1
31371L DM 8	FNMA PASS TH #254908 5.000		03/25/2015	PAID ON PRINCIPAL		42,131	42,131	42,408	42,210	0	(78)	0	(78)	0	42,131	0	0	0	350	09/25/2023	1
31371L EZ 8	FNMA PASS TH #254952 4.500		03/25/2015	PAID ON PRINCIPAL		10,064	10,064	10,086	10,049	0	15	0	15	0	10,064	0	0	0	73	11/25/2018	1
31378R S5 9	FNMA PASS TH #406540 6.500		03/25/2015	PAID ON PRINCIPAL		22	22	22	22	0	(0)	0	(0)	0	22	0	0	0	0	12/25/2027	1
313615 UQ 7	FNMA PASS TH #50991 6.500		03/25/2015	PAID ON PRINCIPAL		4,048	4,048	3,803	3,913	0	135	0	135	0	4,048	0	0	0	41	02/25/2024	1
31387W 2L 0	FNMA PASS TH #596679 6.500		03/25/2015	PAID ON PRINCIPAL		3,849	3,849	3,940	4,071	0	(222)	0	(222)	0	3,849	0	0	0	55	09/25/2031	1
31388D 5H 7	FNMA PASS TH #602148 5.500		03/25/2015	PAID ON PRINCIPAL		6,582	6,582	6,528	6,549	0	33	0	33	0	6,582	0	0	0	60	09/25/2016	1
31388R 4L 8	FNMA PASS TH #612927 5.500		03/25/2015	PAID ON PRINCIPAL		7,419	7,419	7,498	7,431	0	(12)	0	(12)	0	7,419	0	0	0	68	12/25/2016	1
31390Q R4 9	FNMA PASS TH #653107 5.500		03/25/2015	PAID ON PRINCIPAL		2,176	2,176	2,175	2,170	0	6	0	6	0	2,176	0	0	0	20	07/25/2017	1
31401B YE 9	FNMA PASS TH #703709 5.000		03/25/2015	PAID ON PRINCIPAL		31,412	31,412	31,751	31,443	0	(31)	0	(31)	0	31,412	0	0	0	253	02/25/2018	1
31402D GN 4	FNMA PASS TH #725705 5.000		03/25/2015	PAID ON PRINCIPAL		61,287	61,287	58,884	59,563	0	1,725	0	1,725	0	61,287	0	0	0	501	08/25/2034	1
31402E S3 3	FNMA PASS TH #726938 4.500		03/25/2015	PAID ON PRINCIPAL		10,676	10,676	10,289	10,432	0	243	0	243	0	10,676	0	0	0	96	08/25/2033	1
31402J ZY 6	FNMA PASS TH #730759 4.500		03/25/2015	PAID ON PRINCIPAL		4,511	4,511	4,347	4,409	0	102	0	102	0	4,511	0	0	0	29	08/25/2033	1
31402Q LF 6	FNMA PASS TH #734826 4.500		03/25/2015	PAID ON PRINCIPAL		29,136	29,136	28,080	28,473	0	663	0	663	0	29,136	0	0	0	229	08/25/2033	1
31403A 2X 2	FNMA PASS TH #743390 4.500		03/25/2015	PAID ON PRINCIPAL		10,419	10,419	10,442	10,405	0	14	0	14	0	10,419	0	0	0	74	11/25/2018	1
31403C HG 9	FNMA PASS TH #744631 5.000		03/25/2015	PAID ON PRINCIPAL		82,119	82,119	81,670	81,733	0	386	0	386	0	82,119	0	0	0	540	10/25/2033	1
31403C MF 5	FNMA PASS TH #744758 4.500		03/25/2015	PAID ON PRINCIPAL		1,672	1,672	1,677	1,670	0	2	0	2	0	1,672	0	0	0	12	10/25/2018	1
31403R BN 7	FNMA PASS TH #755245 4.500		03/25/2015	PAID ON PRINCIPAL		14,540	14,540	14,587	14,525	0	15	0	15	0	14,540	0	0	0	94	11/25/2018	1
31403R CK 2	FNMA PASS TH #755274 4.500		03/25/2015	PAID ON PRINCIPAL		7,521	7,521	7,537	7,510	0	10	0	10	0	7,521	0	0	0	64	12/25/2018	1
313921 B5 6	FNR 2001-59 Z CMO 7.000		03/25/2015	PAID ON PRINCIPAL		111,920	111,920	111,500	111,416	0	504	0	504	0	111,920	0	0	0	1,256	11/25/2031	1

QE05.1

**SCHEDULE D - PART 4**

Show All Long-Term Bonds and Stock Sold, Redeemed or Otherwise Disposed of During the Current Quarter

1	2		3	4	5	6	7	8	9	10	Change in Book/Adjusted Carrying Value					16	17	18	19	20	21	22
											11	12	13	14	15							
CUSIP Identification	Description		For eig n	Disposal Date	Name of Purchaser	Number of Shares of Stock	Consideration	Par Value	Actual Cost	Prior Year Book/Adjusted Carrying Value	Unrealized Valuation Increase/ (Decrease)	Current Year's (Amortization)/ Accretion	Current Year's Other Than Temporary Impairment Recognized	Total Change in B./A.C.V. (11+12-13)	Total Foreign Exchange Change in B./A.C.V.	Book/Adjusted Carrying Value at Disposal Date	Foreign Exchange Gain (Loss) on Disposal	Realized Gain (Loss) on Disposal	Total Gain (Loss) on Disposal	Bond Interest/Stock Dividends Received During Year	Stated Contractual Maturity Date	NAIC Design- ation or Market Indicator (a)
31392B PT 7	FNR 2001-81 QG CMO	6.500		03/25/2015	PAID ON PRINCIPAL		119,212	119,212	119,249	118,989	0	223	0	223	0	119,212	0	0	0	1,176	01/25/2032	1
31392G EK 7	FNR 2002-90 A1 CMO	6.500		03/25/2015	PAID ON PRINCIPAL		6,789	6,789	7,064	7,188	0	(399)	0	(399)	0	6,789	0	0	0	78	06/25/2042	1
3199999. Total Bonds - U.S. Special Revenue and Special Assessment							40,658,816	39,068,627	41,344,745	39,695,558	0	(90,621)	0	(90,621)	0	39,604,936	0	1,053,880	1,053,880	543,429	XXX	XXX
<b>Bonds - Industrial and Miscellaneous</b>																						
00724F AA 9	ADOBE SYSTEMS INC	3.250		02/01/2015	MATURED		1,000,000	1,000,000	1,057,100	1,001,494	0	(1,494)	0	(1,494)	0	1,000,000	0	0	0	16,250	02/01/2015	2FE
012653 AA 9	ALBEMARLE CORP	5.100		02/01/2015	MATURED		2,000,000	2,000,000	1,997,940	1,999,798	0	202	0	202	0	2,000,000	0	0	0	51,000	02/01/2015	2FE
018804 B@ 2	ALLIANT TECHSYSTEMS TL	3.500		03/30/2015	PAID ON PRINCIPAL		3,995	3,995	4,020	4,016	0	(21)	0	(21)	0	3,995	0	0	0	35	11/01/2020	2FE
03523T AM 0	ANHEUSER BUSCH INBEV W	4.125	R.	01/15/2015	MATURED		1,000,000	1,000,000	998,630	999,958	0	42	0	42	0	1,000,000	0	0	0	20,625	01/15/2015	1FE
03759* AA 5	APEX TOOL GROUP TL B 1	4.500		03/31/2015	PAID ON PRINCIPAL		8,750	8,750	8,825	8,313	494	(57)	0	438	0	8,750	0	0	0	102	02/01/2020	4FE
G2967* AA 8	AVGO TL B 1L	3.750		03/16/2015	PAID ON PRINCIPAL		262,966	262,966	261,652	261,742	0	1,224	0	1,224	0	262,966	0	0	0	2,503	05/06/2021	2FE
055381 A* 8	BE AEROSPACE INC TL B	4.000		03/31/2015	PAID ON PRINCIPAL		5,000	5,000	4,975	4,975	0	25	0	25	0	5,000	0	0	0	30	12/16/2021	3FE
05578M A* 3	BMC TL B 1L	5.000		03/31/2015	PAID ON PRINCIPAL		10,000	10,000	9,900	9,700	217	83	0	300	0	10,000	0	0	0	125	09/10/2020	4FE
14912L 2M 2	CATERPILLAR FINANCIAL	4.750		02/17/2015	MATURED		1,000,000	1,000,000	985,510	999,573	0	427	0	427	0	1,000,000	0	0	0	23,750	02/17/2015	1FE
172441 B@ 5	CINEMARK USA TL B 1L	3.180		03/31/2015	PAID ON PRINCIPAL		15,069	15,069	15,142	14,938	189	(57)	0	132	0	15,069	0	0	0	118	12/18/2019	3FE
191216 AK 6	COCA-COLA CO	5.350		03/30/2015	REDEEMED		1,112,630	1,000,000	998,510	999,433	0	41	0	41	0	999,474	0	113,156	113,156	20,063	11/15/2017	1FE
23918K D@ 4	DAVITA TL B 1L	3.500		03/31/2015	PAID ON PRINCIPAL		7,500	7,500	7,519	7,425	93	(18)	0	75	0	7,500	0	0	0	66	06/24/2021	3FE
25470D AB 5	DISCOVERY COMMUNICATIO	3.700		03/31/2015	REDEEMED		1,005,770	1,000,000	998,510	999,817	0	52	0	52	0	999,869	0	5,901	5,901	12,333	06/01/2015	2FE
29335# AA 9	ENHANCED CAPITAL PARTN	6.970		03/01/2015	REDEEMED		7,894	7,894	7,894	7,894	0	0	0	0	0	7,894	0	0	0	661	08/01/2015	1
313305 AA 2	FEDEX CORP (144A)	2.625		01/15/2015	REDEEMED		376,359	376,359	376,359	376,359	0	0	0	0	0	376,359	0	0	0	4,940	01/15/2018	2FE
361448 AJ 2	GATX CORP	4.750		03/20/2015	REDEEMED		1,006,560	1,000,000	992,080	999,266	0	352	0	352	0	999,618	0	6,942	6,942	16,493	05/15/2015	2FE
36962G P6 5	GENERAL ELECTRIC CAPIT	4.875		03/04/2015	MATURED		1,000,000	1,000,000	995,620	999,767	0	233	0	233	0	1,000,000	0	0	0	24,375	03/04/2015	1FE
370334 BF 0	GENERAL MILLS INC	5.200		03/17/2015	MATURED		1,000,000	1,000,000	1,117,530	1,006,767	0	(6,767)	0	(6,767)	0	1,000,000	0	0	0	26,000	03/17/2015	2FE
38141G EA 8	GOLDMAN SACHS GROUP	5.125		01/15/2015	MATURED		2,000,000	2,000,000	1,971,840	1,999,751	0	249	0	249	0	2,000,000	0	0	0	51,250	01/15/2015	1FE
382550 G# 2	GOODYEAR TIRE 2ND LIEN	4.750		02/03/2015	PAID ON PRINCIPAL		833,333	833,333	816,667	822,105	0	11,228	0	11,228	0	833,333	0	0	0	4,728	04/30/2019	3FE
402524 AA 0	GULF SOUTH PIPELINE (1	5.050		02/01/2015	MATURED		3,000,000	3,000,000	2,991,060	2,999,639	0	361	0	361	0	3,000,000	0	0	0	75,750	02/01/2015	2FE
423074 C@ 0	HJ HEINZ TL B2 1L	3.500		01/30/2015	PAID ON PRINCIPAL		399,939	399,939	398,939	396,939	2,229	771	0	3,000	0	399,939	0	0	0	273	06/07/2020	3FE
471109 C@ 5	JAH TL B1 1L	2.928		03/31/2015	PAID ON PRINCIPAL		10,025	10,025	10,088	9,975	106	(56)	0	50	0	10,025	0	0	0	73	09/30/2020	3FE
478366 AE 7	JOHNSON CONTROLS	7.700		03/01/2015	MATURED		1,000,000	1,000,000	1,217,000	1,000,061	0	(61)	0	(61)	0	1,000,000	0	0	0	38,500	03/01/2015	2FE
48238T A# 6	KAR AUCTION SERVICES T	2.812		03/31/2015	PAID ON PRINCIPAL		10,000	10,000	9,992	9,925	69	6	0	75	0	10,000	0	0	0	70	03/11/2017	3FE
53217V AB 5	LIFE TECH CORP	4.400		03/01/2015	MATURED		2,000,000	2,000,000	2,015,320	2,000,361	0	(361)	0	(361)	0	2,000,000	0	0	0	44,000	03/01/2015	2FE
538034 A@ 8	LIVE NATION TL B1 1L	3.500		03/31/2015	PAID ON PRINCIPAL		6,250	6,250	6,250	6,109	141	0	0	141	0	6,250	0	0	0	55	08/16/2020	3FE
594087 B* 8	MICHAELS STORES TL B2	3.750		01/30/2015	PAID ON PRINCIPAL		12,500	12,500	12,531	12,313	210	(23)	0	188	0	12,500	0	0	0	72	01/28/2020	4FE
641423 BK 3	NEVADA POWER CO	5.875		01/15/2015	MATURED		2,500,000	2,500,000	2,525,000	2,499,976	0	24	0	24	0	2,500,000	0	0	0	73,438	01/15/2015	1FE
713448 BM 9	PEPSICO INC	3.100		01/15/2015	MATURED		1,000,000	1,000,000	998,990	999,974	0	26	0	26	0	1,000,000	0	0	0	15,500	01/15/2015	1FE
74112B A@ 4	PRESTIGE BRANDS TL B 1	4.125		03/31/2015	PAID ON PRINCIPAL		22,727	22,727	22,386	22,509	0	218	0	218	0	22,727	0	0	0	155	01/31/2019	4FE
693656 A@ 9	PVH CORP TL B 1L	3.250		01/05/2015	PAID ON PRINCIPAL		146,774	146,774	147,142	146,382	652	(261)	0	392	0	146,774	0	0	0	4	02/13/2020	3FE

QE05.2



## SCHEDULE D - PART 4

Show All Long-Term Bonds and Stock Sold, Redeemed or Otherwise Disposed of During the Current Quarter

1	2	3	4	5	6	7	8	9	10	Change in Book/Adjusted Carrying Value					16	17	18	19	20	21	22
										11	12	13	14	15							
CUSIP Identification	Description	Foreign	Disposal Date	Name of Purchaser	Number of Shares of Stock	Consideration	Par Value	Actual Cost	Prior Year Book/Adjusted Carrying Value	Unrealized Valuation Increase/(Decrease)	Current Year's (Amortization)/Accretion	Current Year's Other Than Temporary Impairment Recognized	Total Change in B./A.C.V. (11+12-13)	Total Foreign Exchange Change in B./A.C.V.	Book/Adjusted Carrying Value at Disposal Date	Foreign Exchange Gain (Loss) on Disposal	Realized Gain (Loss) on Disposal	Total Gain (Loss) on Disposal	Bond Interest/Stock Dividends Received During Year	Stated Contractual Maturity Date	NAIC Designation or Market Indicator (a)
761519 C*	6 REVLON TL 1L 4.000		03/12/2015	VARIOUS		495,000	495,000	493,763	486,338	7,657	.66	.0	7,723	.0	494,061	.0	.939	.939	4,234	08/19/2019	4FE
74927@ AC	7 REXNORD TLB (EXT. 8/20 4.000		03/31/2015	PAID ON PRINCIPAL		10,214	10,214	10,264	10,061	187	(34)	.0	153	.0	10,214	.0	.0	.0	103	08/21/2020	4FE
76242# AA	2 RHP TL B 1L 3.750		03/31/2015	PAID ON PRINCIPAL		6,250	6,250	6,284	6,241	.42	(32)	.0	.9	.0	6,250	.0	.0	.0	.59	01/15/2021	3FE
771196 AS	1 ROCHE HOLDINGS INC (14 6.000	R.	03/26/2015	REDEEMED		527,553	454,000	549,925	525,289	.0	(3,874)	.0	(3,874)	.0	521,415	.0	6,138	6,138	15,512	03/01/2019	1FE
786514 BS	7 SAFEWAY INC 3.950		02/02/2015	TENDERED		1,010,000	1,000,000	995,560	997,269	.0	.60	.0	.60	.0	997,329	.0	12,671	12,671	18,324	08/15/2020	2FE
78411* AC	3 SBAC TLB 1L 3.250		03/31/2015	PAID ON PRINCIPAL		7,500	7,500	7,469	7,331	141	.27	.0	169	.0	7,500	.0	.0	.0	.61	03/24/2021	3FE
842400 EY	5 SOUTHERN CALIFORNIA ED 5.000		02/07/2015	REDEEMED		1,565,530	1,500,000	1,499,505	1,499,907	.0	(11)	.0	(11)	.0	1,499,896	.0	65,633	65,633	42,083	01/15/2016	1FE
85755@ AA	4 STBRO TL B 1L 4.750		01/08/2015	PAID ON PRINCIPAL		16,381	16,381	16,299	16,135	169	.77	.0	246	.0	16,381	.0	.0	.0	201	05/12/2021	4FE
863667 AA	9 STRYKER CORP 3.000		01/15/2015	MATURED		1,000,000	1,000,000	1,001,660	999,998	.0	.2	.0	.2	.0	1,000,000	.0	.0	.0	15,000	01/15/2015	1FE
88732J AV	0 TIME WARNER CABLE 3.500		02/01/2015	MATURED		1,000,000	1,000,000	993,530	999,841	.0	159	.0	159	.0	1,000,000	.0	.0	.0	17,500	02/01/2015	2FE
893647 C@	4 TRANSDIGM INC TL C 1L 3.750		03/31/2015	PAID ON PRINCIPAL		12,319	12,319	12,299	12,042	258	.19	.0	277	.0	12,319	.0	.0	.0	115	02/28/2020	3FE
94688@ AA	8 WCA WASTE TL B 1L 4.000		03/31/2015	PAID ON PRINCIPAL		12,500	12,500	12,435	12,313	152	.36	.0	188	.0	12,500	.0	.0	.0	128	03/23/2018	4FE
948626 D@	2 WEIGHT WATCHERS TL B2 4.000		03/31/2015	PAID ON PRINCIPAL		18,750	18,750	18,469	14,250	4,277	223	.0	4,500	.0	18,750	.0	.0	.0	203	04/02/2020	4
94974B FA	3 WELLS FARGO 1.250		02/13/2015	MATURED		1,000,000	1,000,000	997,160	999,879	.0	121	.0	121	.0	1,000,000	.0	.0	.0	6,250	02/13/2015	1FE
96950F AB	0 WILLIAMS PARTNERS 3.800		02/15/2015	MATURED		1,000,000	1,000,000	999,540	999,921	.0	.79	.0	.79	.0	1,000,000	.0	.0	.0	19,000	02/15/2015	2FE
97381W C@	1 WINDSTREAM CORP TL B5 3.500		03/31/2015	PAID ON PRINCIPAL		2,500	2,500	2,475	2,438	.45	.18	.0	.63	.0	2,500	.0	.0	.0	.22	08/08/2019	3FE
989207 A*	6 ZEBRA TECHNOLOGIES COR 4.750		03/17/2015	PAID ON PRINCIPAL		90,909	90,909	90,227	90,238	.0	671	.0	671	.0	90,909	.0	.0	.0	829	10/27/2021	3FE
74339G A*	2 PROGRESSIVE WASTE TL B 3.000	A.	03/31/2015	PAID ON PRINCIPAL		6,875	6,875	6,950	6,896	.33	(54)	.0	(21)	.0	6,875	.0	.0	.0	.52	10/24/2019	3FE
05565Q BH	0 BP CAPITAL PLC 3.875	F.	03/10/2015	MATURED		2,000,000	2,000,000	1,997,780	1,999,743	.0	257	.0	257	.0	2,000,000	.0	.0	.0	38,750	03/10/2015	1FE
87938W AJ	2 TELEFONICA EMISIONES S 4.949	F.	01/15/2015	MATURED		1,000,000	1,000,000	1,059,730	1,000,442	.0	(442)	.0	(442)	.0	1,000,000	.0	.0	.0	24,745	01/15/2015	2FE
00190V BH	3 ASG 2011-1 1A85 CMO (1 4.000		03/28/2015	PAID ON PRINCIPAL		119,318	119,318	119,318	119,086	.0	231	.0	231	.0	119,318	.0	.0	.0	771	09/28/2035	1FM
05948X SR	3 BOAMS 2003-7 A2 CMO 4.750		03/25/2015	PAID ON PRINCIPAL		129,205	129,205	130,633	128,811	.0	394	.0	394	.0	129,205	.0	.0	.0	1,001	09/25/2018	1FM
12669G DH	1 CWHL 2004-J8 1A1 CMO 4.750		03/25/2015	PAID ON PRINCIPAL		93,900	93,900	93,842	93,600	.0	301	.0	301	.0	93,900	.0	.0	.0	752	11/25/2019	1FM
126671 R3	2 CWL 2003-5 AF6 4.804		03/25/2015	PAID ON PRINCIPAL		340,117	340,117	339,342	338,919	.0	1,198	.0	1,198	.0	340,117	.0	.0	.0	4,267	01/25/2034	1FM
55265K K2	4 MASTR 2003-8 2A1 CMO 4.500		03/25/2015	PAID ON PRINCIPAL		14,085	14,085	14,140	14,049	.0	.36	.0	.36	.0	14,085	.0	.0	.0	106	09/25/2018	1FM
66987X CD	5 NHEL 2003-1 A1 933		03/25/2015	PAID ON PRINCIPAL		1,031	1,031	903	874	.0	158	.0	158	.0	1,031	.0	.0	.0	.2	05/25/2033	1FM
76110W UX	2 RASC 2003-KS10 A16 4.540		03/25/2015	PAID ON PRINCIPAL		26,805	26,805	26,801	26,739	.0	.67	.0	.67	.0	26,805	.0	.0	.0	181	12/25/2033	1FM
92922F BK	3 WAMU 2003-S7 A1 CMO 4.500		03/25/2015	PAID ON PRINCIPAL		19,499	19,499	19,145	19,314	.0	185	.0	185	.0	19,499	.0	.0	.0	147	08/25/2018	1FM
92922F DE	5 WAMU 2003-S8 A2 CMO 5.000		03/25/2015	PAID ON PRINCIPAL		14,612	14,612	14,703	14,563	.0	.48	.0	.48	.0	14,612	.0	.0	.0	122	09/25/2018	1FM
55312V AD	0 MLCFC 2006-4 A3 5.172		03/12/2015	PAID ON PRINCIPAL		28,690	28,690	29,647	28,973	.0	(283)	.0	(283)	.0	28,690	.0	.0	.0	254	12/12/2049	1FM
3899999	Total Bonds - Industrial and Miscellaneous					35,333,585	35,059,543	35,540,718	35,098,754	17,361	6,089	.0	23,450	.0	35,122,204	.0	211,381	211,381	734,108	XXX	XXX
8399997	Total Bonds - Part 4					178,978,466	176,941,645	185,290,032	177,643,816	17,361	(314,309)	.0	(296,948)	.0	177,346,869	.0	1,631,597	1,631,597	3,248,542	XXX	XXX
8399999	Total Bonds					178,978,466	176,941,645	185,290,032	177,643,816	17,361	(314,309)	.0	(296,948)	.0	177,346,869	.0	1,631,597	1,631,597	3,248,542	XXX	XXX

**Common Stocks - Industrial and Miscellaneous**

140ESC	9F	3	CAPMARK FINANCIAL 7.875% STUB	01/05/2015	FINAL DISTRIBUTION	3,000,000.000	23,357	XXX	.0	.0	.0	.0	.0	.0	.0	.0	23,357	23,357	.0	XXX	U
9099999	Total Common Stocks - Industrial and Miscellaneous					23,357	XXX	.0	.0	.0	.0	.0	.0	.0	.0	.0	23,357	23,357	.0	XXX	XXX

QE053

## SCHEDULE D - PART 4

Show All Long-Term Bonds and Stock Sold, Redeemed or Otherwise Disposed of During the Current Quarter

1	2	3	4	5	6	7	8	9	10	Change in Book/Adjusted Carrying Value					16	17	18	19	20	21	22
										11	12	13	14	15							
CUSIP Identification	Description	Foreign	Disposal Date	Name of Purchaser	Number of Shares of Stock	Consideration	Par Value	Actual Cost	Prior Year Book/Adjusted Carrying Value	Unrealized Valuation Increase/ (Decrease)	Current Year's (Amortization)/ Accretion	Current Year's Other Than Temporary Impairment Recognized	Total Change in B./A.C.V. (11+12-13)	Total Foreign Exchange Change in B./A.C.V.	Book/Adjusted Carrying Value at Disposal Date	Foreign Exchange Gain (Loss) on Disposal	Realized Gain (Loss) on Disposal	Total Gain (Loss) on Disposal	Bond Interest/Stock Dividends Received During Year	Stated Contractual Maturity Date	NAIC Designation or Market Indicator (a)
9799997	Total Common Stocks - Part 4.....					23,357	XXX	0	0	0	0	0	0	0	0	0	23,357	23,357	0	XXX	XXX
9799999	Total Common Stocks.....					23,357	XXX	0	0	0	0	0	0	0	0	0	23,357	23,357	0	XXX	XXX
9899999	Total Preferred and Common Stocks.....					23,357	XXX	0	0	0	0	0	0	0	0	0	23,357	23,357	0	XXX	XXX
9999999	Total Bonds, Preferred and Common Stocks.....					179,001,823	XXX	185,290,032	177,643,816	17,361	(314,309)	0	(296,948)	0	177,346,869	0	1,654,954	1,654,954	3,248,542	XXX	XXX

(a) For all common stock bearing the NAIC market indicator "U" provide: the number of such issues:.....1.

QE05.4

**Sch. DB-Pt A-Sn 1  
NONE**

**Sch. DB-Pt B-Sn 1  
NONE**

**Sch. DB-Pt D-Sn 1  
NONE**

**Sch. DB-Pt D-Sn 2  
NONE**

**SCHEDULE DL - PART 1**

**SECURITIES LENDING COLLATERAL ASSETS**

Reinvested Collateral Assets Owned Current Statement Date

1	2	3	4	5	6	7
CUSIP Identification	Description	Code	NAIC Designation / Market Indicator	Fair Value	Book/Adjusted Carrying Value	Maturity Date

General Interrogatories:

1. The activity for the year: Fair Value \$.....(1,815,846) Book/Adjusted Carrying Value \$.....(1,815,846)
2. Average balance for the year: Fair Value \$.....65,448 Book/Adjusted Carrying Value \$.....65,448
3. Reinvested securities lending collateral assets book/adjusted carrying value included in this schedule by NAIC designation:  
 NAIC 1: \$.....0 NAIC 2: \$.....0 NAIC 3: \$.....0 NAIC 4: \$.....0 NAIC 5: \$.....0 NAIC 6: \$.....0

**SCHEDULE DL - PART 2**

**SECURITIES LENDING COLLATERAL ASSETS**

Reinvested Collateral Assets Owned Current Statement Date

1 CUSIP Identification	2 Description	3 Code	4 NAIC Designation / Market Indicator	5 Fair Value	6 Book/Adjusted Carrying Value	7 Maturity Date
---------------------------	------------------	-----------	---	-----------------	--------------------------------------	-----------------------

General Interrogatories:

1. The activity for the year: Fair Value \$.....0 Book/Adjusted Carrying Value \$.....0
2. Average balance for the year: Fair Value \$.....0 Book/Adjusted Carrying Value \$.....0

**NONE**

# THE STANDARD FIRE INSURANCE COMPANY

## SCHEDULE E - PART 1 - CASH

### Month End Depository Balances

1  Depository	2  Code	3  Rate of Interest	4  Amount of Interest Received During Current Quarter	5  Amount of Interest Accrued at Current Statement Date	Book Balance at End of Each Month During Current Quarter			9  *
					6  First Month	7  Second Month	8  Third Month	
<b>Open Depositories</b>								
Community Commerce Bank..... Los Angeles, CA.....		0.000	0	0	100,000	100,000	100,000	XXX
0199999. Total Open Depositories.....	XXX	XXX	0	0	100,000	100,000	100,000	XXX
0399999. Total Cash on Deposit.....	XXX	XXX	0	0	100,000	100,000	100,000	XXX
0599999. Total Cash.....	XXX	XXX	0	0	100,000	100,000	100,000	XXX

### **SCHEDULE E - PART 2 - CASH EQUIVALENTS**

Show Investments Owned End of Current Quarter

1 Description	2 Code	3 Date Acquired	4 Rate of Interest	5 Maturity Date	6 Book/Adjusted Carrying Value	7 Amount of Interest Due & Accrued	8 Amount Received During Year
------------------	-----------	--------------------	-----------------------	--------------------	-----------------------------------	---------------------------------------	----------------------------------

**NONE**