

QUARTERLY STATEMENT

AS OF JUNE 30, 2016

OF THE CONDITION AND AFFAIRS OF

THE STANDARD FIRE INSURANCE COMPANY

NAIC Group Code **3548** **3548** NAIC Company Code **19070** Employer's ID Number **06-6033509**
(Current Period) (Prior Period)

Organized under the Laws of Connecticut, State of Domicile or Port of Entry Connecticut,
Country of Domicile US

INCORPORATED/ORGANIZED, JULY 6, 1905 COMMENCED BUSINESS, MARCH 26, 1910

Statutory Home Office: **One Tower Square, Hartford, CT, US 06183**
Main Administrative Office: **One Tower Square, Hartford, CT, US 06183 (860) 277-0111**
Mail Address: **One Tower Square, Hartford, CT, US 06183**
Primary Location of Books and Records: **One Tower Square, Hartford, CT, US 06183 (860) 277-0111**
Internet Website Address: **www.travelers.com**
Statutory Statement Contact: **Michael J. Doody (860) 277-3966**
Annual.Statement.Contact@travelers.com (860) 277-7002
(E-Mail Address) (Fax Number)

OFFICERS


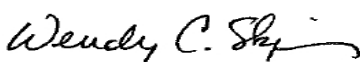
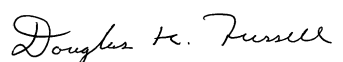
Name	Title	Name	Title
1. BRIAN WILLIAM MacLEAN	Chairman, President & Chief Executive Officer	MARIA OLIVO	Executive Vice President, Strategic Development & Treasurer
2. JAY STEVEN BENET	Vice Chairman & Chief Financial Officer	KENNETH FRANKLIN SPENCE, III	Executive Vice President & General Counsel
3. WILLIAM HERBERT HEYMAN	Vice Chairman & Chief Investment Officer	DOUGLAS KEITH BELL	Senior Vice President, Accounting Policy
4. DOREEN SPADORCIA	Vice Chairman & Chief Executive Officer, Personal Insurance, Bond & Specialty Insurance	DOUGLAS KENNETH RUSSELL	Senior Vice President & Corporate Controller
5. ANDY FRANCIS BESSETTE	Executive Vice President & Chief Administrative Officer	SCOTT WILLIAM RYNDA	Senior Vice President, Corporate Tax
6. BRUCE RICHARD JONES	Executive Vice President & Chief Risk Officer	RENÉE HELOU DAVIS	Vice President & Chief Corporate Actuary
7. # MADELYN JOSEPH LANKTON	Executive Vice President & Chief Information Officer, Enterprise Operations and eBusiness	# WENDY CONSTANCE SKJERVEN	Vice President, Corporate Secretary & Group General Counsel

DIRECTORS

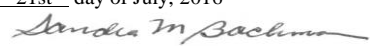
JAY STEVEN BENET	BRIAN WILLIAM MacLEAN	KENNETH FRANKLIN SPENCE, III
WILLIAM HERBERT HEYMAN	DOREEN SPADORCIA	GREGORY CHESHIRE TOCZYDLOWSKI

STATE OF CONNECTICUT }
COUNTY OF HARTFORD } ss:

The officers of this reporting entity being duly sworn, each depose and say that they are the described officers of said reporting entity, and that on the reporting period stated above, all of the herein described assets were the absolute property of the said reporting entity, free and clear from any liens or claims thereon, except as herein stated, and that this statement, together with related exhibits, schedules and explanations therein contained, annexed or referred to, is a full and true statement of all the assets and liabilities and of the condition and affairs of the said reporting entity as of the reporting period stated above, and of its income and deductions therefrom for the period ended, and have been completed in accordance with the NAIC Annual Statement Instructions and Accounting Practices and Procedures manual except to the extent that: (1) state law may differ; or, (2) that state rules or regulations require differences in reporting not related to accounting practices and procedures, according to the best of their information, knowledge and belief, respectively. Furthermore, the scope of this attestation by the described officers also includes the related corresponding electronic filing with the NAIC, when required, that is an exact copy (except for formatting differences due to electronic filing) of the enclosed statement. The electronic filing may be requested by various regulators in lieu of or in addition to the enclosed statement.

		
_____ Brian W. MacLean	_____ Wendy C. Skjerven	_____ Douglas K. Russell
_____ President	_____ Secretary	_____ Controller

Subscribed and sworn to before me this

21st day of July, 2016


Sandra M. Bachman Notary Public
My Commission Expires September 30, 2017



a. Is this an original filing? Yes No
b. If no: 1. State the amendment number _____
2. Date filed _____
3. Number of pages attached _____

ASSETS

	Current Statement Date			4 December 31 Prior Year Net Admitted Assets
	1 Assets	2 Nonadmitted Assets	3 Net Admitted Assets (Cols. 1 - 2)	
1. Bonds.....	2,125,512,798	0	2,125,512,798	2,166,159,571
2. Stocks:				
2.1 Preferred stocks.....	0	0	0	0
2.2 Common stocks.....	556,561,725	289,700	556,272,025	529,116,555
3. Mortgage loans on real estate:				
3.1 First liens.....	0	0	0	0
3.2 Other than first liens.....	0	0	0	0
4. Real estate:				
4.1 Properties occupied by the company (less \$.....0 encumbrances).....	0	0	0	0
4.2 Properties held for the production of income (less \$.....0 encumbrances).....	0	0	0	0
4.3 Properties held for sale (less \$.....0 encumbrances).....	0	0	0	0
5. Cash (\$.....0), cash equivalents (\$.....0) and short-term investments (\$.....70,826,041).....	70,826,041	0	70,826,041	53,726,288
6. Contract loans (including \$.....0 premium notes).....	0	0	0	0
7. Derivatives.....	0	0	0	0
8. Other invested assets.....	350,826,039	26,464,148	324,361,891	316,754,994
9. Receivables for securities.....	0	0	0	0
10. Securities lending reinvested collateral assets.....	0	0	0	0
11. Aggregate write-ins for invested assets.....	0	0	0	0
12. Subtotals, cash and invested assets (Lines 1 to 11).....	3,103,726,603	26,753,849	3,076,972,755	3,065,757,409
13. Title plants less \$.....0 charged off (for Title insurers only).....	0	0	0	0
14. Investment income due and accrued.....	22,936,971	0	22,936,971	23,690,854
15. Premiums and considerations:				
15.1 Uncollected premiums and agents' balances in the course of collection.....	68,640,056	8,218,652	60,421,404	59,520,658
15.2 Deferred premiums, agents' balances and installments booked but deferred and not yet due (including \$.....5,615,933 earned but unbilled premiums).....	231,599,983	1,307,876	230,292,107	207,465,245
15.3 Accrued retrospective premiums (\$.....0) and contracts subject to redetermination (\$.....0).....	3,670,048	325,905	3,344,143	3,872,190
16. Reinsurance:				
16.1 Amounts recoverable from reinsurers.....	121,673,821	0	121,673,821	98,795,217
16.2 Funds held by or deposited with reinsured companies.....	0	0	0	0
16.3 Other amounts receivable under reinsurance contracts.....	0	0	0	0
17. Amounts receivable relating to uninsured plans.....	0	0	0	0
18.1 Current federal and foreign income tax recoverable and interest thereon.....	0	0	0	0
18.2 Net deferred tax asset.....	84,976,387	25,319,845	59,656,542	59,004,073
19. Guaranty funds receivable or on deposit.....	855,493	0	855,493	987,290
20. Electronic data processing equipment and software.....	9,995,285	0	9,995,285	10,816,211
21. Furniture and equipment, including health care delivery assets (\$.....0).....	0	0	0	0
22. Net adjustment in assets and liabilities due to foreign exchange rates.....	0	0	0	0
23. Receivables from parent, subsidiaries and affiliates.....	64,086,748	0	64,086,748	40,271,543
24. Health care (\$.....0) and other amounts receivable.....	0	0	0	0
25. Aggregate write-ins for other than invested assets.....	15,257,593	465,397	14,792,196	13,743,899
26. Total assets excluding Separate Accounts, Segregated Accounts and Protected Cell Accounts (Lines 12 through 25).....	3,727,418,989	62,391,524	3,665,027,464	3,583,924,589
27. From Separate Accounts, Segregated Accounts and Protected Cell Accounts.....	0	0	0	0
28. Total (Lines 26 and 27).....	3,727,418,989	62,391,524	3,665,027,464	3,583,924,589

DETAILS OF WRITE-INS

1101.....	0	0	0	0
1102.....	0	0	0	0
1103.....	0	0	0	0
1198. Summary of remaining write-ins for Line 11 from overflow page.....	0	0	0	0
1199. Totals (Lines 1101 thru 1103 plus 1198) (Line 11 above).....	0	0	0	0
2501. Other assets.....	7,197,545	0	7,197,545	4,234,075
2502. Amounts receivable under high deductible policies.....	2,842,828	284,371	2,558,457	3,595,026
2503. State surcharges receivable.....	2,297,583	0	2,297,583	2,191,762
2598. Summary of remaining write-ins for Line 25 from overflow page.....	2,919,637	181,026	2,738,611	3,723,036
2599. Totals (Lines 2501 thru 2503 plus 2598) (Line 25 above).....	15,257,593	465,397	14,792,196	13,743,899

LIABILITIES, SURPLUS AND OTHER FUNDS

	1 Current Statement Date	2 December 31 Prior Year
1. Losses (current accident year \$.....197,796,991).....	1,407,358,535	1,401,881,722
2. Reinsurance payable on paid losses and loss adjustment expenses.....	64,805,066	56,300,680
3. Loss adjustment expenses.....	323,534,671	323,055,032
4. Commissions payable, contingent commissions and other similar charges.....	22,233,559	30,678,975
5. Other expenses (excluding taxes, licenses and fees).....	22,594,582	30,658,632
6. Taxes, licenses and fees (excluding federal and foreign income taxes).....	15,540,244	16,751,688
7.1 Current federal and foreign income taxes (including \$....(67,525,868) on realized capital gains (losses)).....	2,627,504	1,833,160
7.2 Net deferred tax liability.....	.0	.0
8. Borrowed money \$.....0 and interest thereon \$.....0.....	.0	.0
9. Unearned premiums (after deducting unearned premiums for ceded reinsurance of \$....1,053,917,906 and including warranty reserves of \$.....0 and accrued accident and health experience rating refunds including \$.....0 for medical loss ratio rebate per the Public Health Service Act).....	479,073,005	457,925,236
10. Advance premium.....	.0	.0
11. Dividends declared and unpaid:		
11.1 Stockholders.....	.0	.0
11.2 Policyholders.....	2,559,068	2,330,054
12. Ceded reinsurance premiums payable (net of ceding commissions).....	110,367,462	78,002,027
13. Funds held by company under reinsurance treaties.....	.0	.0
14. Amounts withheld or retained by company for account of others.....	2,089,906	2,331,979
15. Remittances and items not allocated.....	123,298	136,496
16. Provision for reinsurance (including \$.....0 certified).....	.0	.0
17. Net adjustments in assets and liabilities due to foreign exchange rates.....	.0	.0
18. Drafts outstanding.....	.0	.0
19. Payable to parent, subsidiaries and affiliates.....	.0	.0
20. Derivatives.....	.0	.0
21. Payable for securities.....	9,477,576	.0
22. Payable for securities lending.....	.0	.0
23. Liability for amounts held under uninsured plans.....	.0	.0
24. Capital notes \$.....0 and interest thereon \$.....0.....	.0	.0
25. Aggregate write-ins for liabilities.....	(3,261,373)	(3,504,500)
26. Total liabilities excluding protected cell liabilities (Lines 1 through 25).....	2,459,123,103	2,398,381,180
27. Protected cell liabilities.....	.0	.0
28. Total liabilities (Lines 26 and 27).....	2,459,123,103	2,398,381,180
29. Aggregate write-ins for special surplus funds.....	3,311,603	3,508,367
30. Common capital stock.....	5,000,000	5,000,000
31. Preferred capital stock.....	.0	.0
32. Aggregate write-ins for other than special surplus funds.....	.0	.0
33. Surplus notes.....	.0	.0
34. Gross paid in and contributed surplus.....	623,472,070	623,472,070
35. Unassigned funds (surplus).....	574,120,688	553,562,972
36. Less treasury stock, at cost:		
36.10.000 shares common (value included in Line 30 \$.....0).....	.0	.0
36.20.000 shares preferred (value included in Line 31 \$.....0).....	.0	.0
37. Surplus as regards policyholders (Lines 29 to 35, less 36).....	1,205,904,361	1,185,543,409
38. Totals (Page 2, Line 28, Col. 3).....	3,665,027,464	3,583,924,589

DETAILS OF WRITE-INS

2501. Retroactive reinsurance reserve assumed.....	58,929	59,134
2502. Retroactive reinsurance reserve ceded.....	(3,320,301)	(3,563,634)
2503.0	.0
2598. Summary of remaining write-ins for Line 25 from overflow page.....	.0	.0
2599. Totals (Lines 2501 thru 2503 plus 2598) (Line 25 above).....	(3,261,373)	(3,504,500)
2901. Special surplus from retroactive reinsurance.....	3,311,603	3,508,367
2902.0	.0
2903.0	.0
2998. Summary of remaining write-ins for Line 29 from overflow page.....	.0	.0
2999. Totals (Lines 2901 thru 2903 plus 2998) (Line 29 above).....	3,311,603	3,508,367
3201.0	.0
3202.0	.0
3203.0	.0
3298. Summary of remaining write-ins for Line 32 from overflow page.....	.0	.0
3299. Totals (Lines 3201 thru 3203 plus 3298) (Line 32 above).....	.0	.0

THE STANDARD FIRE INSURANCE COMPANY
STATEMENT OF INCOME

	1 Current Year to Date	2 Prior Year to Date	3 Prior Year Ended December 31
UNDERWRITING INCOME			
1. Premiums earned:			
1.1 Direct..... (written \$.....979,885,525).....	886,017,858	691,260,279	1,472,008,595
1.2 Assumed..... (written \$.....739,997,998).....	692,904,309	628,386,053	1,292,471,591
1.3 Ceded..... (written \$.....1,191,542,069).....	1,071,845,498	830,966,160	1,774,368,463
1.4 Net..... (written \$.....528,341,455).....	507,076,668	488,680,173	990,111,724
DEDUCTIONS:			
2. Losses incurred (current accident year \$.....281,377,798):			
2.1 Direct.....	524,195,461	382,597,437	831,541,081
2.2 Assumed.....	427,599,176	333,950,681	662,349,637
2.3 Ceded.....	681,872,686	473,709,011	1,027,732,841
2.4 Net.....	269,921,951	242,839,107	466,157,877
3. Loss adjustment expenses incurred.....	55,696,616	52,993,240	115,424,507
4. Other underwriting expenses incurred.....	158,005,552	151,759,849	304,964,903
5. Aggregate write-ins for underwriting deductions.....	0	0	0
6. Total underwriting deductions (Lines 2 through 5).....	483,624,119	447,592,196	886,547,287
7. Net income of protected cells.....	0	0	0
8. Net underwriting gain (loss) (Line 1 minus Line 6 + Line 7).....	23,452,550	41,087,977	103,564,436
INVESTMENT INCOME			
9. Net investment income earned.....	47,997,324	51,368,991	169,614,339
10. Net realized capital gains (losses) less capital gains tax of \$.....(25,617).....	10,304	(2,175,319)	(6,667,543)
11. Net investment gain (loss) (Lines 9 + 10).....	48,007,628	49,193,671	162,946,796
OTHER INCOME			
12. Net gain or (loss) from agents' or premium balances charged off (amount recovered \$.....267,272 amount charged off \$.....1,082,791).....	(815,519)	(944,709)	(1,988,265)
13. Finance and service charges not included in premiums.....	1,806,035	1,809,035	3,618,392
14. Aggregate write-ins for miscellaneous income.....	(788,428)	(632,803)	(1,215,441)
15. Total other income (Lines 12 through 14).....	202,088	231,522	414,685
16. Net income before dividends to policyholders, after capital gains tax and before all other federal and foreign income taxes (Lines 8 + 11 + 15).....	71,662,266	90,513,170	266,925,917
17. Dividends to policyholders.....	881,126	802,935	1,664,146
18. Net income, after dividends to policyholders, after capital gains tax and before all other federal and foreign income taxes (Line 16 minus Line 17).....	70,781,140	89,710,235	265,261,771
19. Federal and foreign income taxes incurred.....	19,228,654	27,515,754	60,416,460
20. Net income (Line 18 minus Line 19) (to Line 22).....	51,552,486	62,194,481	204,845,311
CAPITAL AND SURPLUS ACCOUNT			
21. Surplus as regards policyholders, December 31 prior year.....	1,185,543,409	1,215,172,062	1,215,172,062
22. Net income (from Line 20).....	51,552,486	62,194,481	204,845,311
23. Net transfers (to) from Protected Cell accounts.....	0	0	0
24. Change in net unrealized capital gains or (losses) less capital gains tax of \$.....2,329,200.....	33,931,809	41,541,431	12,304,387
25. Change in net unrealized foreign exchange capital gain (loss).....	0	0	0
26. Change in net deferred income tax.....	(48,164)	(1,777,471)	2,434,496
27. Change in nonadmitted assets.....	1,924,821	3,763,155	787,152
28. Change in provision for reinsurance.....	0	0	0
29. Change in surplus notes.....	0	0	0
30. Surplus (contributed to) withdrawn from protected cells.....	0	0	0
31. Cumulative effect of changes in accounting principles.....	0	0	0
32. Capital changes:			
32.1 Paid in.....	0	0	0
32.2 Transferred from surplus (Stock Dividend).....	0	0	0
32.3 Transferred to surplus.....	0	0	0
33. Surplus adjustments:			
33.1 Paid in.....	0	0	0
33.2 Transferred to capital (Stock Dividend).....	0	0	0
33.3 Transferred from capital.....	0	0	0
34. Net remittances from or (to) Home Office.....	0	0	0
35. Dividends to stockholders.....	(67,000,000)	(113,000,000)	(250,000,000)
36. Change in treasury stock.....	0	0	0
37. Aggregate write-ins for gains and losses in surplus.....	0	0	0
38. Change in surplus as regards policyholders (Lines 22 through 37).....	20,360,952	(7,278,405)	(29,628,653)
39. Surplus as regards policyholders, as of statement date (Lines 21 plus 38).....	1,205,904,361	1,207,893,657	1,185,543,409
DETAILS OF WRITE-INS			
0501.	0	0	0
0502.	0	0	0
0503.	0	0	0
0598. Summary of remaining write-ins for Line 5 from overflow page.....	0	0	0
0599. Totals (Lines 0501 thru 0503 plus 0598) (Line 5 above).....	0	0	0
1401. Other assets tri-party/tax credit bond income.....	37,336	103,251	157,339
1402. Fines and penalties of regulatory authorities.....	(11,049)	(39,407)	(53,490)
1403. Retroactive reinsurance gain/loss.....	(102,659)	(121,677)	(187,208)
1498. Summary of remaining write-ins for Line 14 from overflow page.....	(712,056)	(574,969)	(1,132,083)
1499. Totals (Lines 1401 thru 1403 plus 1498) (Line 14 above).....	(788,428)	(632,803)	(1,215,441)
3701.	0	0	0
3702.	0	0	0
3703.	0	0	0
3798. Summary of remaining write-ins for Line 37 from overflow page.....	0	0	0
3799. Totals (Lines 3701 thru 3703 plus 3798) (Line 37 above).....	0	0	0

CASH FLOW

	1 Current Year to Date	2 Prior Year To Date	3 Prior Year Ended December 31
CASH FROM OPERATIONS			
1. Premiums collected net of reinsurance.....	536,747,936	508,327,025	1,021,932,568
2. Net investment income.....	53,407,360	58,297,580	181,799,099
3. Miscellaneous income.....	202,088	231,522	414,685
4. Total (Lines 1 through 3).....	590,357,383	566,856,127	1,204,146,353
5. Benefit and loss related payments.....	278,819,356	256,241,153	495,039,896
6. Net transfers to Separate Accounts, Segregated Accounts and Protected Cell Accounts.....	0	0	0
7. Commissions, expenses paid and aggregate write-ins for deductions.....	230,517,425	252,306,720	440,843,418
8. Dividends paid to policyholders.....	652,111	619,310	1,585,054
9. Federal and foreign income taxes paid (recovered) net of \$.....(163,961) tax on capital gains (losses).....	18,408,692	39,084,550	74,107,798
10. Total (Lines 5 through 9).....	528,397,585	548,251,733	1,011,576,166
11. Net cash from operations (Line 4 minus Line 10).....	61,959,798	18,604,395	192,570,187
CASH FROM INVESTMENTS			
12. Proceeds from investments sold, matured or repaid:			
12.1 Bonds.....	151,067,913	243,741,289	438,692,026
12.2 Stocks.....	0	23,357	23,357
12.3 Mortgage loans.....	0	0	0
12.4 Real estate.....	0	0	0
12.5 Other invested assets.....	7,914,996	10,165,913	23,073,562
12.6 Net gains or (losses) on cash, cash equivalents and short-term investments.....	0	0	0
12.7 Miscellaneous proceeds.....	9,477,576	6,918,947	1,823,346
12.8 Total investment proceeds (Lines 12.1 to 12.7).....	168,460,484	260,849,505	463,612,291
13. Cost of investments acquired (long-term only):			
13.1 Bonds.....	113,962,312	187,087,525	378,403,810
13.2 Stocks.....	0	0	0
13.3 Mortgage loans.....	0	0	0
13.4 Real estate.....	0	0	0
13.5 Other invested assets.....	8,506,910	30,877,149	46,773,409
13.6 Miscellaneous applications.....	0	0	11,473,801
13.7 Total investments acquired (Lines 13.1 to 13.6).....	122,469,222	217,964,674	436,651,020
14. Net increase or (decrease) in contract loans and premium notes.....	0	0	0
15. Net cash from investments (Line 12.8 minus Line 13.7 and Line 14).....	45,991,262	42,884,832	26,961,271
CASH FROM FINANCING AND MISCELLANEOUS SOURCES			
16. Cash provided (applied):			
16.1 Surplus notes, capital notes.....	0	0	0
16.2 Capital and paid in surplus, less treasury stock.....	0	0	0
16.3 Borrowed funds.....	0	0	0
16.4 Net deposits on deposit-type contracts and other insurance liabilities.....	0	0	0
16.5 Dividends to stockholders.....	67,000,000	113,000,000	250,000,000
16.6 Other cash provided (applied).....	(23,851,307)	(1,657,422)	(1,416,626)
17. Net cash from financing and miscellaneous sources (Lines 16.1 through 16.4 minus Line 16.5 plus Line 16.6).....	(90,851,307)	(114,657,422)	(251,416,626)
RECONCILIATION OF CASH, CASH EQUIVALENTS AND SHORT-TERM INVESTMENTS			
18. Net change in cash, cash equivalents and short-term investments (Line 11 plus Line 15 plus Line 17).....	17,099,753	(53,168,195)	(31,885,168)
19. Cash, cash equivalents and short-term investments:			
19.1 Beginning of year.....	53,726,288	85,611,456	85,611,456
19.2 End of period (Line 18 plus Line 19.1).....	70,826,041	32,443,261	53,726,288
Note: Supplemental disclosures of cash flow information for non-cash transactions:			
20.0001 Exchange of bonds.....	0	0	1,482,000
20.0002 Tax credits received from certified capital company (CAPCO).....	0	0	16,209
20.0003 Interest payment received in securities.....	0	7,500	7,500

NOTES TO FINANCIAL STATEMENTS

Note 1 – Summary of Significant Accounting Policies

A. Accounting Practices:

The Standard Fire Insurance Company (the Company) prepares its statutory financial statements in conformity with accounting practices prescribed or permitted by the State of Connecticut. The State of Connecticut requires that insurance companies domiciled in Connecticut prepare their statutory basis financial statements in accordance with the National Association of Insurance Commissioners (NAIC) *Accounting Practices and Procedures Manual*, subject to any deviations prescribed or permitted by the Connecticut Insurance Commissioner. The Company has not applied for and does not believe that it employs any statutory accounting practices that would be considered a permitted practice in its financial statements.

<u>Net Income</u>	<u>State of Domicile</u>	<u>June 30, 2016</u>	<u>December 31, 2015</u>
1. The Standard Fire Insurance Company state basis	CT	\$ 51,552,486	\$ 204,845,311
2. State Prescribed Practices that increase/(decrease) NAIC SAP		-	-
3. State Permitted Practices that increase/(decrease) NAIC SAP		-	-
4. NAIC SAP (1-2-3=4)		<u>\$ 51,552,486</u>	<u>\$ 204,845,311</u>
<u>Surplus</u>			
5. The Standard Fire Insurance Company state basis	CT	\$ 1,205,904,361	\$ 1,185,543,409
6. State Prescribed Practices that increase/(decrease) NAIC SAP		-	-
7. State Permitted Practices that increase/(decrease) NAIC SAP		-	-
8. NAIC SAP (5-6-7=8)		<u>\$ 1,205,904,361</u>	<u>\$ 1,185,543,409</u>

B. Use of Estimates in the Preparation of the Financial Statements:

No significant change.

C. Accounting Policy:

No significant change.

- (6) Loan-backed and structured securities are amortized using the retrospective method, except for securities that have incurred a decline in fair value that is other-than-temporary which are amortized using the prospective method. The effective yield used to determine amortization is calculated based on actual historical and projected future cash flows, which are obtained from a nationally recognized securities data provider.

Note 2 – Accounting Changes and Corrections of Errors

No significant change.

Note 3 – Business Combinations and Goodwill

No significant change.

Note 4 – Discontinued Operations

No significant change.

Note 5 – Investments

A. Mortgage Loans:

No significant change.

B. Debt Restructuring:

No significant change.

C. Reverse Mortgages:

No significant change.

D. Loan-Backed Securities:

- (1) The Company applies the retrospective method of revaluing loan-backed securities. The Company's loan-backed securities are revalued quarterly using the constant effective yield method which includes an adjustment for estimated principal prepayments, if any. The effective yield used to determine amortization for these securities is recalculated and adjusted periodically based upon actual historical and/or projected future cash flows. The Company changes from the retrospective to prospective method for valuing the securities when an other-than-temporary impairment has been recorded.

For collateralized mortgage obligations, asset-backed securities and pass-through certificates prepayment assumptions are adjusted periodically.

When unit prices published by the Securities Valuation Office (SVO) are not available, the Company uses a nationally recognized pricing service, as well as broker quotes in determining the fair value of its loan-backed securities.

- (2) Not applicable.

- (3) Not applicable.

NOTES TO FINANCIAL STATEMENTS

(4) The gross unrealized investment losses and related fair value for impaired securities for which an other-than-temporary impairment has not been recognized as a realized loss were as follows:

a. The aggregate amount of unrealized losses:				
	1. Less than 12 Months	\$		-
	2. 12 Months or Longer	\$		36
b. The aggregate related fair value of securities with unrealized losses:				
	1. Less than 12 Months	\$		-
	2. 12 Months or Longer	\$		52,240

(5) The Company determines an other-than-temporary impairment by utilizing discounted cash flow modeling to determine the present value of the security and comparing the present value with the amortized cost of the security. If the amortized cost is greater than the present value of the expected cash flows, the difference is considered a credit loss and recognized in net realized capital gains (losses). The Company estimates the present value of the security by projecting future cash flows of the assets underlying the securitization, allocating the flows to the various tranches based on the structure of the securitization, and determining the present value of the cash flows using the effective yield of the security at the date of acquisition (or the most recent implied rate used to accrete the security if the implied rate has changed as a result of a previous impairment or changes in expected cash flows). The Company incorporates levels of delinquencies, defaults and severities as well as credit attributes of the remaining assets in the securitization, along with other economic data, to arrive at its best estimate of the parameters applied to the assets underlying the securitization.

E. Repurchase Agreements and/or Securities Lending Transactions:

No significant change.

(3)b. Not applicable.

F. Real Estate:

No significant change.

G. Investments in Low-Income Housing Tax Credits (LIHTC):

No significant change.

H. Restricted Assets:

No significant change.

I. Working Capital Finance Investments:

(1) No significant change.

(2) Not applicable.

(3) Not applicable.

J. Offsetting and Netting of Assets and Liabilities:

Not applicable.

K. Structured Notes:

No significant change.

Note 6 – Joint Ventures, Partnerships and Limited Liability Companies

No significant change.

Note 7 – Investment Income

No significant change.

Note 8 – Derivative Instruments

No significant change.

Note 9 – Income Taxes

No significant change.

Note 10 – Information Concerning Parent, Subsidiaries, Affiliates and Other Related Parties

No significant change.

Note 11 – Debt

A. No significant change.

B. Not applicable.

NOTES TO FINANCIAL STATEMENTS

Note 12 – Retirement Plans, Deferred Compensation, Postemployment Benefits and Compensated Absences and Other Postretirement Benefit Plans

A – D. Defined Benefit Plans:

No significant change.

A(4). Not applicable.

E. Defined Contribution Plans:

No significant change.

F. Multiemployer Plans:

No significant change.

G. Consolidated/Holding Company Plans:

No significant change.

H. Postemployment Benefits and Compensated Absences:

No significant change.

I. Impact of Medicare Modernization Act of Postretirement Benefits:

No significant change.

Note 13 – Capital and Surplus, Dividend Restrictions and Quasi-Reorganizations

Through June 30, 2016, the Company paid dividends totaling \$67 million to its parent company, Travelers Insurance Group Holdings Inc. as follows:

(in millions)	<u>Ordinary</u>	<u>Extraordinary</u>	<u>Total</u>
March 21, 2016	\$ 10	\$ 37	\$ 47
June 20, 2016	20	-	20

Note 14 – Liabilities, Contingencies and Assessments

No significant change.

Note 15 – Leases

No significant change.

Note 16 – Information About Financial Instruments With Off-Balance Sheet Risk and Financial Instruments With Concentrations of Credit Risk

No significant change.

Note 17 – Sale, Transfer and Servicing of Financial Assets and Extinguishments of Liabilities

A. Transfers of Receivables Reported as Sales:

No significant change.

B. Transfer and Servicing of Financial Assets:

No significant change.

(2)a. Not applicable.

(2)b. Not applicable.

(2)c. Not applicable.

(4)a. Not applicable.

(4)b. Not applicable.

C. Wash Sales:

Not applicable.

Note 18 – Gain or Loss to the Reporting Entity from Uninsured Plans and the Uninsured Portion of Partially Insured Plans

No significant change.

Note 19 – Direct Premium Written/Produced by Managing General Agents/Third Party Administrators

No significant change.

NOTES TO FINANCIAL STATEMENTS

Note 20 – Fair Value Measurements

The Company's estimates of fair value for financial assets and financial liabilities are based on the framework established in the fair value accounting guidance. The framework is based on the inputs used in valuation, gives the highest priority to quoted prices in active markets and requires that observable inputs be used in the valuations when available. The disclosure of fair value estimates in the fair value accounting guidance hierarchy is based on whether the significant inputs into the valuation are observable. In determining the level of the hierarchy in which the estimate is disclosed, the highest priority is given to unadjusted quoted prices in active markets and the lowest priority to unobservable inputs that reflect the Company's significant market assumptions. The level in the fair value hierarchy within which the fair value measurement is reported is based on the lowest level input that is significant to the measurement in its entirety. The three levels of the hierarchy are as follows:

- Level 1 - Unadjusted quoted market prices for identical assets or liabilities in active markets that the Company has the ability to access.
- Level 2 - Quoted prices for similar assets or liabilities in active markets; quoted prices for identical or similar assets or liabilities in inactive markets; or valuations based on models where the significant inputs are observable (e.g., interest rates, yield curves, prepayment speeds, default rates, loss severities, etc.) or can be corroborated by observable market data.
- Level 3 - Valuations based on models where significant inputs are not observable. The unobservable inputs reflect the Company's own assumptions about the inputs that market participants would use.

A. (1) Securities measured and reported at fair value as of June 30, 2016:

<u>Description</u>	<u>Level 1</u>	<u>Level 2</u>	<u>Level 3</u>	<u>Total</u>
Bonds				
Industrial and miscellaneous	\$ -	\$ 3,022,051	\$ 48,566,095	\$ 51,588,146
Common stock				
Industrial and miscellaneous	2,790	-	-	2,790
Total securities at fair value	\$ 2,790	\$ 3,022,051	\$ 48,566,095	\$ 51,590,936

At June 30, 2016, the Company also holds Level 3 non-redeemable preferred stock measured and reported at its fair value of \$0.

There were no significant transfers between Level 1 and Level 2 during the quarter.

(2) Securities measured and reported at fair value using significant unobservable inputs (Level 3):

<u>Description</u>	<u>Beginning Balance at 3/31/2016</u>	<u>Transfers into Level 3</u>	<u>Transfers out of Level 3</u>	<u>Total gains & (losses) included in Net Income</u>	<u>Total gains & (losses) included in Surplus</u>	<u>Purchases</u>	<u>Issuances</u>	<u>Sales</u>	<u>Settlements</u>	<u>Ending Balance at 6/30/2016</u>
Bonds	\$ 42,250,115	\$ 3,811,198	\$ -	\$ (19,796)	\$ 215,044	\$ 6,578,564	\$ -	\$ -	\$ (4,269,030)	\$ 48,566,095

Due to market fluctuations during the quarter, securities previously held at cost changed to being held at fair value. These securities were deemed Level 3 securities, resulting in a transfer into Level 3.

- (3) Market fluctuations cause securities to change from being held at cost to fair value or vice versa. In addition, securities transfer between levels based on the availability of observable market data. The Company recognizes these transfers at the end of the period.
- (4) Bonds and preferred stock are carried at fair value in accordance with NAIC guidelines. These securities are generally priced by the SVO or by a third party organization.

The Company holds common stock where fair value is based upon market quotations. Accordingly, the fair value for such common stock is included in the amount disclosed in Level 1 of the hierarchy. The market quotations for these securities are provided by the SVO or a third party organization.

(5) Not applicable.

B. Not applicable.

C. The following tables provide the aggregate fair value and reported aggregate admitted asset value by type of financial instrument; and the hierarchy level in which the fair values fall:

<u>(At June 30, 2016)</u>	<u>Aggregate Fair Value</u>	<u>Admitted Assets</u>	<u>Level 1</u>	<u>Level 2</u>	<u>Level 3</u>	<u>Not Practicable (Carrying Value)</u>
<u>Description</u>						
Short term bonds	\$ 70,826,041	\$ 70,826,041	\$ 13,016,994	\$ 57,809,047	\$ -	\$ -
Long term bonds	2,239,281,496	2,125,512,798	62,322,300	2,088,740,238	88,218,958	-
Preferred stock	-	-	-	-	-	-
Common stock	2,790	2,790	2,790	-	-	-
<u>(At December 31, 2015)</u>						
<u>Description</u>						
Short term bonds	\$ 53,726,288	\$ 53,726,288	\$ 18,669,944	\$ 35,056,344	\$ -	\$ -
Long term bonds	2,230,879,019	2,166,159,571	60,635,840	2,087,538,214	82,704,965	-
Preferred stock	-	-	-	-	-	-
Common stock	6,331	6,331	6,331	-	-	-

D. Not applicable.

Note 21 – Other Items

No significant change.

Note 22 – Events Subsequent

The Company had no material subsequent events through August 4, 2016.

NOTES TO FINANCIAL STATEMENTS

Note 23 – Reinsurance

No significant change.

Note 24 – Retrospectively Rated Contracts & Contracts Subject to Redetermination

A – E. Retrospective Premiums:

No significant change.

F. Risk-Sharing Provisions of the Affordable Care Act (ACA):

Not applicable.

Note 25 – Changes in Incurred Losses and Loss Adjustment Expenses

During the period from January 1, 2016 to June 30, 2016, the prior year-end total loss and loss adjustment expense reserves developed favorably by \$12,713,000 resulting from better than expected loss and defense and cost containment development primarily in the workers' compensation, other liability – occurrence (excluding environmental reserves), other liability – claims made, special property, commercial auto liability and auto physical damage lines. This favorable development was partially offset by unfavorable development in the commercial multiple peril line and for environmental reserves in the other liability – occurrence line. Lower estimates for adjusting and other expenses also contributed to the total favorable development.

The improvement was driven primarily by better than expected loss experience in (i) the workers' compensation line for accident year 2015 as well as "Prior" accident years, (ii) the other liability – occurrence line for both primary and excess coverages for accident years 2011 and 2015, (iii) the other liability – claims made line for accident years 2007 through 2011, (iv) the special property line driven by non-weather related losses primarily for accident year 2014, (v) the commercial auto liability line for accident years 2010 and prior and (vi) the auto physical damage line for accident years 2014 and 2015. These improvements were partially offset by (i) unfavorable development in the commercial multiple peril line resulting from a refinement of IBNR from mono-line property coverages to commercial multiple peril for non-weather related losses, primarily impacting accident year 2015 and (ii) unfavorable development for environmental reserves in the other liability – occurrence line for "Prior" accident years. Lastly, the improvement in adjusting and other expense reserves was driven by the allocation of adjusting and other expense reserves by year as disclosed in the Schedule P Interrogatories of the Company.

The remaining changes are generally the result of ongoing analyses of recent loss data and trends. A portion of the change from prior year effects relates to retrospectively rated policies which are subject to premium adjustments.

Note 26 – Intercompany Pooling Arrangements

No significant change.

Note 27 – Structured Settlements

No significant change.

Note 28 – Health Care Receivables

No significant change.

Note 29 – Participating Policies

No significant change.

Note 30 – Premium Deficiency Reserves

No significant change.

Note 31 – High Deductibles

No significant change.

Note 32 – Discounting of Liabilities for Unpaid Losses or Unpaid Loss Adjustment Expenses

No significant change.

Note 33 – Asbestos/Environmental Reserves

In 2009, Travelers Property Casualty Corp. (TPC) and PPG Industries, Inc. (PPG), along with approximately 30 other insurers of PPG agreed in principle to settle asbestos-related coverage litigation under insurance policies issued to PPG (the Agreement). The Agreement was incorporated into the Modified Third Amended Plan of Reorganization (Amended Plan) proposed as part of the Pittsburgh Corning Corp. (which is 50% owned by PPG) bankruptcy proceeding. In January 2016, the remaining objections to the Amended Plan were dismissed and in the second quarter of 2016, TPC fully satisfied its obligation under the Agreement by making payments totaling \$524 million, of which \$518 million was related to asbestos reserves. The Company's allocable share of the payments resulted in a \$25.1 million decrease to the Company's direct asbestos reserves and a \$22.1 million decrease to the Company's net of ceded reinsurance asbestos reserves. The Company's obligations under the Agreement were included in its claim and claim adjustment expense reserves at March 31, 2016 and December 31, 2015.

Note 34 – Subscriber Savings Accounts

No significant change.

NOTES TO FINANCIAL STATEMENTS

Note 35 – Multiple Peril Crop Insurance

No significant change.

Note 36 – Financial Guaranty Insurance

A. No significant change.

B. Not applicable.

GENERAL INTERROGATORIES

PART 1 - COMMON INTERROGATORIES

GENERAL

- 1.1 Did the reporting entity experience any material transactions requiring the filing of Disclosure of Material Transactions with the State of Domicile, as required by the Model Act? Yes No
- 1.2 If yes, has the report been filed with the domiciliary state? Yes No
- 2.1 Has any change been made during the year of this statement in the charter, by-laws, articles of incorporation, or deed of settlement of the reporting entity? Yes No
- 2.2 If yes, date of change: _____
- 3.1 Is the reporting entity a member of an Insurance Holding Company System consisting of two or more affiliated persons, one or more of which is an insurer? If yes, complete Schedule Y, Parts 1 and 1A. Yes No
- 3.2 Have there been any substantial changes in the organizational chart since the prior quarter end? Yes No
- 3.3 If the response to 3.2 is yes, provide a brief description of those changes.
- 4.1 Has the reporting entity been a party to a merger or consolidation during the period covered by this statement? Yes No
- 4.2 If yes, provide name of entity, NAIC Company Code, and state of domicile (use two letter state abbreviation) for any entity that has ceased to exist as a result of the merger or consolidation.

1 Name of Entity	2 NAIC Company Code	3 State of Domicile
	0	

5. If the reporting entity is subject to a management agreement, including third-party administrator(s), managing general agent(s), attorney-in-fact, or similar agreement, have there been any significant changes regarding the terms of the agreement or principals involved? If yes, attach an explanation. Yes No N/A
- 6.1 State as of what date the latest financial examination of the reporting entity was made or is being made. 12/31/2014
- 6.2 State the as of date that the latest financial examination report became available from either the state of domicile or the reporting entity. This date should be the date of the examined balance sheet and not the date the report was completed or released. 12/31/2014
- 6.3 State as of what date the latest financial examination report became available to other states or the public from either the state of domicile or the reporting entity. This is the release date or completion date of the examination report and not the date of the examination (balance sheet date). 04/26/2016
- 6.4 By what department or departments?
Connecticut
- 6.5 Have all financial statement adjustments within the latest financial examination report been accounted for in a subsequent financial statement filed with Departments? Yes No N/A
- 6.6 Have all of the recommendations within the latest financial examination report been complied with? Yes No N/A
- 7.1 Has this reporting entity had any Certificates of Authority, licenses or registrations (including corporate registration, if applicable) suspended or revoked by any governmental entity during the reporting period? Yes No
- 7.2 If yes, give full information:
- 8.1 Is the company a subsidiary of a bank holding company regulated with the Federal Reserve Board? Yes No
- 8.2 If response to 8.1 is yes, please identify the name of the bank holding company.
- 8.3 Is the company affiliated with one or more banks, thrifts or securities firms? Yes No
- 8.4 If the response to 8.3 is yes, please provide below the names and location (city and state of the main office) of any affiliates regulated by a federal regulatory services agency [i.e. the Federal Reserve Board (FRB), the Office of the Comptroller of the Currency (OCC), the Federal Deposit Insurance Corporation (FDIC) and the Securities Exchange Commission (SEC)] and identify the affiliate's primary federal regulator].

1 Affiliate Name	2 Location (City, State)	3 FRB	4 OCC	5 FDIC	6 SEC

- 9.1 Are the senior officers (principal executive officer, principal financial officer, principal accounting officer or controller, or persons performing similar functions) of the reporting entity subject to a code of ethics, which includes the following standards? Yes No
- (a) Honest and ethical conduct, including the ethical handling of actual or apparent conflicts of interest between personal and professional relationships;
- (b) Full, fair, accurate, timely and understandable disclosure in the periodic reports required to be filed by the reporting entity;
- (c) Compliance with applicable governmental laws, rules and regulations;
- (d) The prompt internal reporting of violations to an appropriate person or persons identified in the code; and
- (e) Accountability for adherence to the code.
- 9.11 If the response to 9.1 is No, please explain:
- 9.2 Has the code of ethics for senior managers been amended? Yes No
- 9.21 If the response to 9.2 is Yes, provide information related to amendment(s).
On February 3, 2016, the Board of Directors of The Travelers Companies, Inc. ("Travelers") adopted amendments to Travelers Code of Business Conduct and Ethics (the "Code"). The purpose of the amendments was to globalize the current Code and update the Code with respect to business and regulatory developments as well as to provide additional guidance and greater detail with respect to various matters, including with respect to raising ethical concerns/reporting obligations, conflicts of interest, separate policies and violations.

This summary of the amendments to the Code is qualified in its entirety by reference to the full text of the Code, as amended.

- 9.3 Have any provisions of the code of ethics been waived for any of the specified officers? Yes No

GENERAL INTERROGATORIES

PART 1 - COMMON INTERROGATORIES

9.31 If the response to 9.3 is Yes, provide the nature of any waiver(s).

FINANCIAL

10.1 Does the reporting entity report any amounts due from parent, subsidiaries or affiliates on Page 2 of this statement? Yes [X] No []
 10.2 If yes, indicate any amounts receivable from parent included in the Page 2 amount: \$ 0

INVESTMENT

11.1 Were any of the stocks, bonds, or other assets of the reporting entity loaned, placed under option agreement, or otherwise made available for use by another person? (Exclude securities under securities lending agreements.) Yes [] No [X]
 11.2 If yes, give full and complete information relating thereto:
 12. Amount of real estate and mortgages held in other invested assets in Schedule BA: \$ 50,025,236
 13. Amount of real estate and mortgages held in short-term investments: \$ 0
 14.1 Does the reporting entity have any investments in parent, subsidiaries and affiliates? Yes [X] No []
 14.2 If yes, please complete the following:

- 14.21 Bonds
- 14.22 Preferred Stock
- 14.23 Common Stock
- 14.24 Short-Term Investments
- 14.25 Mortgage Loans on Real Estate
- 14.26 All Other
- 14.27 Total Investment in Parent, Subsidiaries and Affiliates (Subtotal Lines 14.21 to 14.26)
- 14.28 Total Investment in Parent included in Lines 14.21 to 14.26 above

	1 Prior Year-End Book/Adjusted Carrying Value		2 Current Quarter Book/Adjusted Carrying Value
	\$ 0		\$ 0
	0		0
	529,289,359		556,558,936
	0		0
	0		0
	49,239,516		50,899,529
	\$ 578,528,875		\$ 607,458,465
	0		0

15.1 Has the reporting entity entered into any hedging transactions reported on Schedule DB? Yes [] No [X]
 15.2 If yes, has a comprehensive description of the hedging program been made available to the domiciliary state? Yes [] No []
 If no, attach a description with this statement.

16. For the reporting entity's security lending program, state the amount of the following as of current statement date:

16.1 Total fair value of reinvested collateral assets reported on Schedule DL, Parts 1 and 2: \$ 0
 16.2 Total book adjusted/carrying value of reinvested collateral assets reported on Schedule DL, Parts 1 and 2: \$ 0
 16.3 Total payable for securities lending reported on the liability page: \$ 0

17. Excluding items in Schedule E-Part 3-Special Deposits, real estate, mortgage loans and investments held physically in the reporting entity's offices, vaults or safety deposit boxes, were all stocks, bonds and other securities, owned throughout the current year held pursuant to a custodial agreement with a qualified bank or trust company in accordance with Section 1, III - General Examination Considerations, F. Outsourcing of Critical Functions, Custodial or Safekeeping Agreements of the NAIC *Financial Condition Examiners Handbook*? Yes [X] No []

17.1 For all agreements that comply with the requirements of the NAIC *Financial Condition Examiners Handbook*, complete the following:

1 Name of Custodian(s)	2 Custodian Address
JPMorgan Chase	270 Park Avenue, New York, NY 10017-2070

17.2 For all agreements that do not comply with the requirements of the NAIC *Financial Condition Examiners Handbook*, provide the name, location and a complete explanation:

1 Name(s)	2 Location(s)	3 Complete Explanation(s)
N/A		

17.3 Have there been any changes, including name changes, in the custodian(s) identified in 17.1 during the current quarter? Yes [] No [X]

17.4 If yes, give full and complete information relating thereto:

1 Old Custodian	2 New Custodian	3 Date of Change	4 Reason

17.5 Identify all investment advisors, broker/dealers or individuals acting on behalf of broker/dealers that have access to the investment accounts, handle securities and have authority to make investments on behalf of the reporting entity:

1 Central Registration Depository	2 Name(s)	3 Address
N/A		

18.1 Have all the filing requirements of the *Purposes and Procedures Manual of the NAIC Investment Analysis Office* been followed? Yes [X] No []

18.2 If no, list exceptions:

GENERAL INTERROGATORIES (continued)

PART 2 – PROPERTY & CASUALTY INTERROGATORIES

1. If the reporting entity is a member of a pooling arrangement, did the agreement or the reporting entity's participation change? Yes [] No [X] N/A []
If yes, attach an explanation.

2. Has the reporting entity reinsured any risk with any other reporting entity and agreed to release such entity from liability, in whole or in part, from any loss that may occur on the risk, or portion thereof, reinsured? Yes [] No [X]
If yes, attach an explanation.

- 3.1 Have any of the reporting entity's primary reinsurance contracts been canceled? Yes [] No [X]

- 3.2 If yes, give full and complete information thereto:

- 4.1 Are any of the liabilities for unpaid losses and loss adjustment expenses other than certain workers' compensation tabular reserves (see *Annual Statement Instructions* pertaining to disclosure of discounting for definition of "tabular reserves,") discounted at a rate of interest greater than zero? Yes [X] No []

- 4.2 If yes, complete the following schedule:

1 Line of Business	2 Maximum Interest	3 Disc. Rate	Total Discount				Discount Taken During Period			
			4 Unpaid Losses	5 Unpaid LAE	6 IBNR	7 Total	8 Unpaid Losses	9 Unpaid LAE	10 IBNR	11 Total
Other liability-occurrence	0.000	5.000%	0	0	7,420,736	7,420,736	0	0	42,834	42,834
Total	XXX	XXX	0	0	7,420,736	7,420,736	0	0	42,834	42,834

- 5.1 Operating Percentages:

- 5.1 A&H loss percent 0.000%
- 5.2 A&H cost containment percent 0.000%
- 5.3 A&H expense percent excluding cost containment expenses 0.000%

- 6.1 Do you act as a custodian for health savings accounts? Yes [] No [X]

- 6.2 If yes, please provide the amount of custodial funds held as of the reporting date. \$ 0

- 6.3 Do you act as an administrator for health savings accounts? Yes [] No [X]

- 6.4 If yes, please provide the amount of funds administered as of the reporting date. \$ 0

SCHEDULE F - CEDED REINSURANCE

Showing All New Reinsurers - Current Year to Date

1 NAIC Company Code	2 ID Number	3 Name of Reinsurer	4 Domiciliary Jurisdiction	5 Type of Reinsurer	6 Certified Reinsurer Rating (1 through 6)	7 Effective Date of Certified Reinsurer Rating
------------------------------	-------------------	------------------------	----------------------------------	---------------------------	---	---

NONE

SCHEDULE T - EXHIBIT OF PREMIUMS WRITTEN

Current Year to Date - Allocated by States and Territories

States, Etc.	1 Active Status	Direct Premiums Written		Direct Losses Paid (Deducting Salvage)		Direct Losses Unpaid		
		2 Current Year to Date	3 Prior Year to Date	4 Current Year to Date	5 Prior Year to Date	6 Current Year to Date	7 Prior Year to Date	
1. Alabama.....AL.....L.....	AL	L	23,283,532	16,319,678	10,614,598	6,464,948	19,884,972	15,716,490
2. Alaska.....AK.....L.....	AK	L	0	0	3,551	1,919	481,679	498,865
3. Arizona.....AZ.....L.....	AZ	L	4,289,841	3,668,939	1,386,339	2,070,780	14,998,935	14,535,583
4. Arkansas.....AR.....L.....	AR	L	2,151,683	2,492,020	1,830,815	1,850,501	9,309,777	8,782,465
5. California.....CA.....L.....	CA	L	66,225,446	85,208,748	49,699,291	50,865,470	95,186,051	107,197,326
6. Colorado.....CO.....L.....	CO	L	47,990,082	35,205,008	20,257,711	14,125,446	28,818,284	19,027,543
7. Connecticut.....CT.....L.....	CT	L	85,839,398	68,740,379	35,121,226	27,634,473	100,930,233	72,849,515
8. Delaware.....DE.....L.....	DE	L	2,111,077	2,411,574	703,391	1,165,445	6,900,445	5,141,925
9. District of Columbia.....DC.....L.....	DC	L	11,881,015	10,919,540	4,434,930	3,513,801	9,978,721	10,216,886
10. Florida.....FL.....L.....	FL	L	107,503,042	55,897,945	42,492,146	15,596,544	71,858,240	36,110,408
11. Georgia.....GA.....L.....	GA	L	7,427,848	8,317,434	3,460,607	4,166,918	11,624,604	11,631,863
12. Hawaii.....HI.....L.....	HI	L	230,363	60,701	14,940	61,808	1,600,972	1,606,233
13. Idaho.....ID.....L.....	ID	L	5,455,703	3,618,940	2,666,796	1,240,818	2,809,049	1,294,130
14. Illinois.....IL.....L.....	IL	L	41,032,959	28,420,524	18,973,453	11,033,523	39,231,966	30,197,320
15. Indiana.....IN.....L.....	IN	L	23,081,320	17,558,441	10,543,872	6,430,589	16,475,037	12,634,436
16. Iowa.....IA.....L.....	IA	L	5,576,433	4,764,183	2,009,986	1,870,984	6,421,635	4,978,156
17. Kansas.....KS.....L.....	KS	L	16,877,059	10,212,216	8,778,156	3,251,839	10,146,626	7,368,559
18. Kentucky.....KY.....L.....	KY	L	17,262,355	12,841,224	6,586,240	4,087,394	13,186,642	9,902,925
19. Louisiana.....LA.....L.....	LA	L	11,168,176	10,664,149	3,096,958	2,596,344	13,715,748	12,416,713
20. Maine.....ME.....L.....	ME	L	9,502,575	6,194,977	4,439,802	2,013,661	12,369,287	11,745,807
21. Maryland.....MD.....L.....	MD	L	54,218,584	56,848,316	20,661,041	24,761,342	41,713,731	44,490,479
22. Massachusetts.....MA.....L.....	MA	L	76,887,551	20,466,496	16,178,483	16,808,705	16,526,852	14,574,997
23. Michigan.....MI.....L.....	MI	L	1,935,393	1,930,347	915,163	1,572,599	53,209,787	53,079,424
24. Minnesota.....MN.....L.....	MN	L	37,961,406	25,519,953	15,094,001	9,901,523	37,468,759	31,254,208
25. Mississippi.....MS.....L.....	MS	L	7,262,118	5,383,165	3,724,638	2,053,776	8,061,427	6,171,512
26. Missouri.....MO.....L.....	MO	L	37,797,448	28,513,025	17,315,242	11,306,113	25,768,627	19,675,828
27. Montana.....MT.....L.....	MT	L	5,475,478	2,821,710	2,626,758	334,744	3,730,717	2,223,172
28. Nebraska.....NE.....L.....	NE	L	6,421,398	4,578,463	3,875,048	1,650,824	4,424,539	3,565,542
29. Nevada.....NV.....L.....	NV	L	15,679,036	10,214,965	6,840,816	3,133,264	8,817,292	4,954,983
30. New Hampshire.....NH.....L.....	NH	L	6,038,405	4,161,152	1,775,474	707,757	2,575,978	2,150,897
31. New Jersey.....NJ.....L.....	NJ	L	1,808,414	1,975,510	5,479,969	4,448,485	15,807,670	18,964,475
32. New Mexico.....NM.....L.....	NM	L	7,196,487	6,263,812	3,772,373	2,458,968	15,538,325	14,769,081
33. New York.....NY.....L.....	NY	L	7,194,513	7,735,359	14,074,498	15,043,621	30,452,486	34,127,928
34. North Carolina.....NC.....L.....	NC	L	34,531,149	38,289,145	18,742,425	16,745,846	41,731,723	42,306,761
35. North Dakota.....ND.....L.....	ND	L	46,180	52,137	0	31,333	126,871	251,494
36. Ohio.....OH.....L.....	OH	L	35,168,984	28,344,077	17,309,799	11,823,965	23,102,876	13,110,993
37. Oklahoma.....OK.....L.....	OK	L	18,589,865	15,481,838	9,305,904	7,851,159	26,199,152	25,359,304
38. Oregon.....OR.....L.....	OR	L	13,386,384	8,291,157	6,655,963	3,249,907	14,262,706	9,800,238
39. Pennsylvania.....PA.....L.....	PA	L	11,416,372	12,070,594	4,266,520	5,830,701	29,744,356	33,483,011
40. Rhode Island.....RI.....L.....	RI	L	2,508,338	2,912,498	1,713,623	1,514,248	3,192,883	4,031,795
41. South Carolina.....SC.....L.....	SC	L	13,752,853	15,746,687	5,780,446	8,061,593	16,861,669	16,034,142
42. South Dakota.....SD.....L.....	SD	L	757,827	524,745	175,141	78,749	1,451,022	1,063,530
43. Tennessee.....TN.....L.....	TN	L	12,398,681	14,748,646	3,795,206	5,147,845	6,545,469	7,492,571
44. Texas.....TX.....L.....	TX	L	11,346,824	10,794,387	7,830,859	3,842,956	60,165,270	55,213,888
45. Utah.....UT.....L.....	UT	L	10,437,075	7,750,752	4,753,691	2,880,976	9,838,556	7,301,062
46. Vermont.....VT.....L.....	VT	L	6,485,786	5,492,952	3,360,427	2,770,028	5,305,516	4,047,114
47. Virginia.....VA.....L.....	VA	L	21,038,333	23,346,968	8,533,207	8,005,340	19,085,716	17,892,856
48. Washington.....WA.....L.....	WA	L	19,113,725	8,500,167	6,348,684	1,094,720	6,417,619	3,084,282
49. West Virginia.....WV.....L.....	WV	L	1,091,747	1,251,211	973,803	842,080	4,708,555	3,533,919
50. Wisconsin.....WI.....L.....	WI	L	12,958,069	10,244,807	6,566,583	4,823,965	13,367,976	12,167,126
51. Wyoming.....WY.....L.....	WY	L	91,196	94,221	6,582	10,084	49,507	129,271
52. American Samoa.....AS.....N.....	AS	N	0	0	0	0	0	0
53. Guam.....GU.....N.....	GU	N	0	0	0	0	0	0
54. Puerto Rico.....PR.....L.....	PR	L	0	0	0	0	0	0
55. US Virgin Islands.....VI.....L.....	VI	L	0	0	0	0	0	0
56. Northern Mariana Islands.....MP.....N.....	MP	N	0	0	0	0	0	0
57. Canada.....CAN.....N.....	CAN	N	0	0	0	0	0	0
58. Aggregate Other Alien.....OT.....XXX.....	OT	XXX	0	0	0	0	0	0
59. Totals.....(a).....53.....	(a).....53		979,885,525	763,865,882	445,567,175	338,830,423	1,032,182,533	900,159,030

DETAILS OF WRITE-INS

58001.....XXX.....	XXX	0	0	0	0	0	0
58002.....XXX.....	XXX	0	0	0	0	0	0
58003.....XXX.....	XXX	0	0	0	0	0	0
58998. Summary of remaining write-ins for Line 58 from overflow page.....XXX.....	XXX	0	0	0	0	0	0
58999. Totals (Lines 58001 thru 58003+ Line 58998) (Line 58 above).....XXX.....	XXX	0	0	0	0	0	0

(L) - Licensed or Chartered - Licensed Insurance Carrier or Domiciled RRG; (R) - Registered - Non-domiciled RRGs; (Q) - Qualified - Qualified or Accredited Reinsurer;

(E) - Eligible - Reporting Entities eligible or approved to write Surplus Lines in the state; (N) - None of the above - Not allowed to write business in the state.

(a) Insert the number of L responses except for Canada and Other Alien.

SCHEDULE Y - INFORMATION CONCERNING ACTIVITIES OF INSURER MEMBERS OF A HOLDING COMPANY GROUP

PART 1 - ORGANIZATIONAL CHART

The Travelers Companies, Inc.	Minnesota	41-0518860 Windamere III, LLC (99%)	Minnesota	41-2007089
... St. Paul Fire and Marine Insurance Company (24767) *	Connecticut	41-0406690 Windamere, LLC (90.2%)	Minnesota	41-1926305
... .. St. Paul Mercury Insurance Company (24791) *	Connecticut	41-0881659	... Camperdown Corporation	Delaware	41-1762781
... .. St. Paul Guardian Insurance Company (24775) *	Connecticut	41-0963301	... SPC Insurance Agency, Inc.	Minnesota	41-1888760
... .. St. Paul Surplus Lines Insurance Company (30481) *	Delaware	41-1230819	... Aprilgrange Limited	United Kingdom	
... .. The Travelers Casualty Company (41769) *	Connecticut	41-1435765	... F&G U.K. Underwriters Limited	United Kingdom	
... .. Travelers Constitution State Insurance Company (41750) *	Connecticut	41-1435766	... Travelers Underwriting Agency Limited	United Kingdom	
... .. Northbrook Holdings, Inc.	Delaware	51-0375653	... Travelers Syndicate Management Limited	United Kingdom	
... .. Discover Property & Casualty Insurance Company (36463) *	Connecticut	36-2999370 Travelers Asia Pte. Ltd.	Singapore	
... .. St. Paul Protective Insurance Company (19224) *	Connecticut	36-2542404	... St. Paul Surety Europe Limited	United Kingdom	
... .. Discover Specialty Insurance Company (10213) *	Connecticut	52-1925132	... Travelers Corporate Trustee Ltd.	United Kingdom	
... .. United States Fidelity and Guaranty Company (25887) *	Connecticut	52-0515280	... Travelers London Limited	United Kingdom	
... .. Fidelity and Guaranty Insurance Underwriters, Inc. (25879) *	Wisconsin	52-0616768	... TCI Global Services, Inc.	Delaware	52-1965525
... .. Fidelity and Guaranty Insurance Company (35386) *	Iowa	42-1091525	... Travelers Management Limited	United Kingdom	
... .. Laurel Village Fidelity Realty, Inc.	Maryland	52-1551225	... Travelers Insurance Company Limited *	United Kingdom	AA-1121375
... .. Laurel Village Joint Venture Partnership (50%)	Minnesota	41-1616702 Travelers Professional Risks Limited	United Kingdom	
... .. Laurel Village I Limited Partnership (99%)	Minnesota	41-1542260	... Travelers Property Casualty Corp.	Connecticut	06-1008174
... .. Laurel Village II Limited Partnership (99%)	Minnesota	41-1542261 Constitution Plaza, Inc.	Connecticut	06-0566030
... .. Laurel Village III Limited Partnership (99%)	Minnesota	41-1542263 Travelers Insurance Group Holdings Inc.	Delaware	06-1445591
... .. Laurel Village IV Limited Partnership (99%)	Minnesota	41-1542264 The Standard Fire Insurance Company (19070) *	Connecticut	06-6033509
... .. Laurel Village Tower A Limited Partnership (99%)	Minnesota	41-1542266 Standard Fire Properties, LLC	Delaware	06-6033509
... .. Laurel Village Tower B Limited Partnership (99%)	Minnesota	41-1593312 Bayhill Restaurant II Associates (50%)	California	94-3097171
... .. Laurel Village Tower C Limited Partnership (99%)	Minnesota	41-1542267 Standard Fire UK Investments, LLC	Delaware	06-6033509
... .. Laurel Village Swinford Limited Partnership (99%)	Minnesota	41-1542255 The Automobile Insurance Company of Hartford, Connecticut (19062) *	Connecticut	06-0848755
... .. USF&G Retail Associates GP, Inc.	Maryland	52-1704255 Auto Hartford Investments, LLC	Delaware	06-0848755
... .. USF&G/Fidelity Retail Associates Limited Partnership (1%)	Maryland	52-1704256 Travelers Personal Security Insurance Company (36145) *	Connecticut	06-1286264
... .. USF&G/Fidelity Retail Associates Limited Partnership (83.95%)	Maryland	52-1704256 Travelers Property Casualty Insurance Company (36161) *	Connecticut	06-1286274
... .. BMR Sports Properties, Inc.	Maryland	52-1852190 Travelers Personal Insurance Company (38130) *	Connecticut	36-3703200
... .. Black Mountain Ranch Limited Partnership (1%)	Maryland	52-1573778 Travelers Texas MGA, Inc.	Texas	27-4469564
... .. Black Mountain Ranch Limited Partnership (85%)	Maryland	52-1573778 Oregon Evergreen Investor I, LLC	Delaware	06-6033509
... .. MMI Capital Trust I	Delaware	52-2073764 Lone Rock Timber Investments I, LLC (75%)	Delaware	61-1639956
... .. Promenade Partners, LLC	Delaware	41-0406690 Lone Rock Timber Investments II, LLC (90%)	Delaware	32-0447309
... .. USF&G Capital I	Delaware	52-1953822 Travelers (Bermuda) Limited *	Bermuda	AA-3194119
... .. USF&G Capital III	Delaware	52-2044075 Travelers Lloyds Management Company	Texas	20-4312440
... .. 350 Market Street, LLC	Delaware	41-0406690 TPC Investments Inc.	Connecticut	06-1534005
... .. Travelers Special Services Limited	United Kingdom	 Travelers Casualty and Surety Company (19038) *	Connecticut	06-6033504
... .. Yonkers Financing Corp.	Delaware	20-3033027 Farmington Casualty Company (41483) *	Connecticut	06-1067463
... .. English Turn Fidelity Realty, Inc.	Minnesota	52-1466734 Travelers MGA, Inc.	Texas	75-2676034
... .. English Turn LLC (99%)	Minnesota	59-2635727 8527512 Canada Inc. (77.52%)	Canada	
... .. Fidelity English Turn Club LLC (99%)	Minnesota	59-2709441 The Dominion of Canada General Insurance Company *	Canada	AA-1560270
... .. English Turn LLC (1%)	Minnesota	59-2635727 Travelers Insurance Company of Canada *	Canada	AA-1560039
... .. English Turn Realty Management, Inc.	Minnesota	52-1715225 Travelers Casualty and Surety Company of America (31194) *	Connecticut	06-0907370
... .. Fidelity English Turn Club LLC (1%)	Minnesota	59-2709441 Travelers Global, Inc.	Delaware	47-2215437
... .. 8527512 Canada Inc. (22.48%)	Canada	 Travelers Brazil Holding, LLC	Delaware	47-2215437
... .. The Dominion of Canada General Insurance Company *	Canada	AA-1560270 Travelers Brazil Acquisition LLC	Delaware	47-2215437
... .. Fog City Fund, LLC (99%)	Minnesota	41-1985480 J. Malucelli Participações em Seguros e Resseguros S.A. ("Holdco") (49.5%)	Brazil	
... .. Symmetry Growth Capital II, LLC	Minnesota	76-0753165 J. Malucelli Resseguradora S.A. *	Brazil	AA-2230021
... .. Upper Lake Growth Capital, LLC (99.1%)	Minnesota	41-1927945 J. Malucelli Controle de Riscos Ltda. (0.01%)	Brazil	
... .. Vesbridge Partners, LP (88.4%)	Minnesota	20-1222630 J. Malucelli Seguradora S.A. *	Brazil	AA-2230002
... .. Windamere II, LLC (98.9%)	Minnesota	41-1963936 J. Malucelli Controle de Riscos Ltda. (99.99%)	Brazil	

Notes:

* Denotes affiliated insurer

Unless otherwise stated, subsidiaries listed above are 100% owned by respective parent

**SCHEDULE Y - INFORMATION CONCERNING ACTIVITIES OF INSURER MEMBERS OF A HOLDING COMPANY GROUP
PART 1 - ORGANIZATIONAL CHART**

...	J. Malucelli Latam S.A. (49.5%)	Brazil		...	The Travelers Lloyds Insurance Company (41262) *	Texas	76-0002592
...	JMalucelli Travelers Seguros S.A. (51%) *	Colombia	AA-2330036	...	Travelers Marine, LLC	Delaware	06-0566050
...	Travelers Participações em Seguros Brasil S.A. (95%)	Brazil					
...	Travelers Seguros Brasil S.A. *	Brazil	AA-2230022				
...	Travelers Casualty Insurance Company of America (19046) *	Connecticut	06-0876835				
...	Travelers Casualty Company of Connecticut (36170) *	Connecticut	06-1286266				
...	Travelers Casualty UK Investments LLC	Delaware	06-6033504				
...	Travelers Commercial Insurance Company (36137) *	Connecticut	06-1286268				
...	Travelers Excess and Surplus Lines Company (29696) *	Connecticut	06-1203698				
...	Travelers Lloyds of Texas Insurance Company (41564) *	Texas	75-1732040				
...	The Travelers Indemnity Company (25658) *	Connecticut	06-0566050				
...	Arch Street North LLC	Delaware	06-0566050				
...	The Charter Oak Fire Insurance Company (25615) *	Connecticut	06-0291290				
...	Travelers Real Estate, LLC	Delaware	06-0566050				
...	First Floridian Auto and Home Insurance Company (10647) *	Florida	59-3372141				
...	Gulf Underwriters Insurance Company (42811) *	Connecticut	56-1371361				
...	Select Insurance Company (22233) *	Texas	75-6013697				
...	Travelers Casualty and Surety Company of Europe, Limited *	United Kingdom	AA-1120023				
...	Commercial Guaranty Insurance Company (38385) *	Delaware	75-1679830				
...	Crystal Brook, LLC	Delaware	06-0566050				
...	Durham Holding, LLC	Delaware	06-0566050				
...	Sutton Holdco, LLC	Delaware	06-0566050				
...	Cadet Limited, LLC	Delaware	06-0566050				
...	Arrowhead Company, LLC	Delaware	06-0566050				
...	Eastern Asset, LLC	Delaware	06-0566050				
...	Jupiter Holdings, Inc.	Minnesota	41-1769846				
...	American Equity Insurance Company (43117) *	Arizona	86-0703220				
...	American Equity Specialty Insurance Company (10819) *	Connecticut	86-0868106				
...	Northland Insurance Company (24015) *	Connecticut	41-6009967				
...	Northfield Insurance Company (27987) *	Iowa	41-0983992				
...	Northland Casualty Company (24031) *	Connecticut	94-6051964				
...	Travelers Indemnity U.K. Investments LLC	Connecticut	06-0566050				
...	TPC U.K. Investments LLC	Delaware	06-0566050				
...	The Phoenix Insurance Company (25623) *	Connecticut	06-0303275				
...	The Travelers Indemnity Company of America (25666) *	Connecticut	58-6020487				
...	The Travelers Indemnity Company of Connecticut (25682) *	Connecticut	06-0336212				
...	Travelers Property Casualty Company of America (25674) *	Connecticut	36-2719165				
...	American Marine Management Services, Inc. (47.5%)	New York	13-2743602				
...	Constitution State Services, LLC	Delaware	06-1501229				
...	Phoenix UK Investments LLC	Delaware	06-0303275				
...	The Premier Insurance Company of Massachusetts (12850) *	Connecticut	04-3175569				
...	TravCo Insurance Company (28188) *	Connecticut	35-1838077				
...	TINDY Foreign, Inc	Delaware	20-4403403				
...	Travelers Commercial Casualty Company (40282) *	Connecticut	95-3634110				
...	Travelers Distribution Alliance, Inc.	Delaware	62-1657094				
...	Travelers TLD, LLC	Delaware	06-0566050				
...	Tiercel, LLC	Delaware	06-0566050				
...	Redstart, LLC	Delaware	06-0566050				
...	The Travelers Home and Marine Insurance Company (27998) *	Connecticut	35-1838079				

Q11.1

Notes:
 * Denotes affiliated insurer
 Unless otherwise stated, subsidiaries listed above are 100% owned by respective parent

SCHEDULE Y

PART 1A - DETAIL OF INSURANCE HOLDING COMPANY SYSTEM

1	2	3	4	5	6	7	8	9	10	11	12	13	14	15
Group Code	Group Name	NAIC Company Code	ID Number	Federal RSSD	CIK	Name of Securities Exchange if Publicly Traded (U.S. or International)	Names of Parent, Subsidiaries or Affiliates	Domiciliary Location	Relationship to Reporting Entity	Directly Controlled by (Name of Entity/Person)	Type of Control (Ownership Board, Management Attorney-in-Fact, Influence, Other)	If Control is Ownership Provide Percentage	Ultimate Controlling Entity(ies)/Person(s)	*
Members														
3548.....	The Travelers Companies, Inc.....	00000..	41-0518860..		0000086312	NYSE.....	The Travelers Companies, Inc.....	MN.....	UIP.....		0.000		
3548.....	The Travelers Companies, Inc.....	24767..	41-0406690..				St. Paul Fire and Marine Insurance Company.....	CT.....	IA.....	The Travelers Companies, Inc.....	O/B/M.....100.000	The Travelers Companies, Inc.....	
3548.....	The Travelers Companies, Inc.....	24791..	41-0881659..				St. Paul Mercury Insurance Company.....	CT.....	IA.....	St. Paul Fire and Marine Insurance Company.....	O/B/M.....100.000	The Travelers Companies, Inc.....	
3548.....	The Travelers Companies, Inc.....	24775..	41-0963301..				St. Paul Guardian Insurance Company.....	CT.....	IA.....	St. Paul Fire and Marine Insurance Company.....	O/B/M.....100.000	The Travelers Companies, Inc.....	
3548.....	The Travelers Companies, Inc.....	30481..	41-1230819..				St. Paul Surplus Lines Insurance Company.....	DE.....	IA.....	St. Paul Fire and Marine Insurance Company.....	O/B/M.....100.000	The Travelers Companies, Inc.....	
3548.....	The Travelers Companies, Inc.....	41769..	41-1435765..				The Travelers Casualty Company.....	CT.....	IA.....	St. Paul Fire and Marine Insurance Company.....	O/B/M.....100.000	The Travelers Companies, Inc.....	
3548.....	The Travelers Companies, Inc.....	41750..	41-1435766..				Travelers Constitution State Insurance Company.....	CT.....	IA.....	St. Paul Fire and Marine Insurance Company.....	O/B/M.....100.000	The Travelers Companies, Inc.....	
3548.....	The Travelers Companies, Inc.....	00000..	51-0375653..				Northbrook Holdings, Inc.....	DE.....	NIA.....	St. Paul Fire and Marine Insurance Company.....	O/B/M.....100.000	The Travelers Companies, Inc.....	
3548.....	The Travelers Companies, Inc.....	36463..	36-2999370..				Discover Property & Casualty Insurance Company.....	CT.....	IA.....	Northbrook Holdings, Inc.....	O/B/M.....100.000	The Travelers Companies, Inc.....	
3548.....	The Travelers Companies, Inc.....	19224..	36-2542404..				St. Paul Protective Insurance Company.....	CT.....	IA.....	Northbrook Holdings, Inc.....	O/B/M.....100.000	The Travelers Companies, Inc.....	
3548.....	The Travelers Companies, Inc.....	10213..	52-1925132..				Discover Specialty Insurance Company.....	CT.....	IA.....	St. Paul Fire and Marine Insurance Company.....	O/B/M.....100.000	The Travelers Companies, Inc.....	
3548.....	The Travelers Companies, Inc.....	25887..	52-0515280..				United States Fidelity and Guaranty Company.....	CT.....	IA.....	St. Paul Fire and Marine Insurance Company.....	O/B/M.....100.000	The Travelers Companies, Inc.....	
3548.....	The Travelers Companies, Inc.....	25879..	52-0616768..				Fidelity and Guaranty Insurance Underwriters, Inc.....	WI.....	IA.....	United States Fidelity and Guaranty Company.....	O/B/M.....100.000	The Travelers Companies, Inc.....	
3548.....	The Travelers Companies, Inc.....	35386..	42-1091525..				Fidelity and Guaranty Insurance Company.....	IA.....	IA.....	United States Fidelity and Guaranty Company.....	O/B/M.....100.000	The Travelers Companies, Inc.....	
3548.....	The Travelers Companies, Inc.....	00000..	52-1551225..				Laurel Village Fidelity Realty, Inc.....	MD.....	NIA.....	United States Fidelity and Guaranty Company.....	O/B/M.....100.000	The Travelers Companies, Inc.....	
3548.....	The Travelers Companies, Inc.....	00000..	41-1616702..				Laurel Village Joint Venture Partnership.....	MN.....	NIA.....	Laurel Village Fidelity Realty, Inc.....	O/M.....50.000	The Travelers Companies, Inc.....	0100.....
3548.....	The Travelers Companies, Inc.....	00000..	41-1542260..				Laurel Village I Limited Partnership.....	MN.....	NIA.....	Laurel Village Joint Venture Partnership.....	O/M.....99.000	The Travelers Companies, Inc.....	
3548.....	The Travelers Companies, Inc.....	00000..	41-1542261..				Laurel Village II Limited Partnership.....	MN.....	NIA.....	Laurel Village Joint Venture Partnership.....	O/M.....99.000	The Travelers Companies, Inc.....	
3548.....	The Travelers Companies, Inc.....	00000..	41-1542263..				Laurel Village III Limited Partnership.....	MN.....	NIA.....	Laurel Village Joint Venture Partnership.....	O/M.....99.000	The Travelers Companies, Inc.....	
3548.....	The Travelers Companies, Inc.....	00000..	41-1542264..				Laurel Village IV Limited Partnership.....	MN.....	NIA.....	Laurel Village Joint Venture Partnership.....	O/M.....99.000	The Travelers Companies, Inc.....	
3548.....	The Travelers Companies, Inc.....	00000..	41-1542266..				Laurel Village Tower A Limited Partnership.....	MN.....	NIA.....	Laurel Village Joint Venture Partnership.....	O/M.....99.000	The Travelers Companies, Inc.....	
3548.....	The Travelers Companies, Inc.....	00000..	41-1593312..				Laurel Village Tower B Limited Partnership.....	MN.....	NIA.....	Laurel Village Joint Venture Partnership.....	O/M.....99.000	The Travelers Companies, Inc.....	
3548.....	The Travelers Companies, Inc.....	00000..	41-1542267..				Laurel Village Tower C Limited Partnership.....	MN.....	NIA.....	Laurel Village Joint Venture Partnership.....	O/M.....99.000	The Travelers Companies, Inc.....	
3548.....	The Travelers Companies, Inc.....	00000..	41-1542255..				Laurel Village Swinford Limited Partnership.....	MN.....	NIA.....	Laurel Village Joint Venture Partnership.....	O/M.....99.000	The Travelers Companies, Inc.....	
3548.....	The Travelers Companies, Inc.....	00000..	52-1704255..				USF&G Retail Associates GP, Inc.....	MD.....	NIA.....	United States Fidelity and Guaranty Company.....	O/B/M.....100.000	The Travelers Companies, Inc.....	
3548.....	The Travelers Companies, Inc.....	00000..	52-1704256..				USF&G/Fidelity Retail Associates Limited Partnership.....	MD.....	NIA.....	USF&G Retail Associates GP, Inc.....	O/M.....1.000	The Travelers Companies, Inc.....	0101.....
3548.....	The Travelers Companies, Inc.....	00000..	52-1704256..				USF&G/Fidelity Retail Associates Limited Partnership.....	MD.....	NIA.....	United States Fidelity and Guaranty Company.....	O.....83.950	The Travelers Companies, Inc.....	0101.....
3548.....	The Travelers Companies, Inc.....	00000..	52-1852190..				BMR Sports Properties, Inc.....	MD.....	NIA.....	United States Fidelity and Guaranty Company.....	O/B/M.....100.000	The Travelers Companies, Inc.....	
3548.....	The Travelers Companies, Inc.....	00000..	52-1573778..				Black Mountain Ranch Limited Partnership.....	MD.....	NIA.....	BMR Sports Properties, Inc.....	O/M.....1.000	The Travelers Companies, Inc.....	0102.....
3548.....	The Travelers Companies, Inc.....	00000..	52-1573778..				Black Mountain Ranch Limited Partnership.....	MD.....	NIA.....	St. Paul Fire and Marine Insurance Company.....	O.....85.000	The Travelers Companies, Inc.....	0102.....
3548.....	The Travelers Companies, Inc.....	00000..	52-2073764..				MMI Capital Trust I.....	DE.....	NIA.....	St. Paul Fire and Marine Insurance Company.....	O/M.....100.000	The Travelers Companies, Inc.....	
3548.....	The Travelers Companies, Inc.....	00000..	41-0406690..				Promenade Partners, LLC.....	DE.....	NIA.....	St. Paul Fire and Marine Insurance Company.....	O/M.....100.000	The Travelers Companies, Inc.....	
3548.....	The Travelers Companies, Inc.....	00000..	52-1953822..				USF&G Capital I.....	DE.....	NIA.....	St. Paul Fire and Marine Insurance Company.....	O/M.....100.000	The Travelers Companies, Inc.....	

Q12

SCHEDULE Y

PART 1A - DETAIL OF INSURANCE HOLDING COMPANY SYSTEM

1	2	3	4	5	6	7	8	9	10	11	12	13	14	15
Group Code	Group Name	NAIC Company Code	ID Number	Federal RSSD	CIK	Name of Securities Exchange if Publicly Traded (U.S. or International)	Names of Parent, Subsidiaries or Affiliates	Domiciliary Location	Relationship to Reporting Entity	Directly Controlled by (Name of Entity/Person)	Type of Control (Ownership Board, Management Attorney-in-Fact, Influence, Other)	If Control is Ownership Provide Percentage	Ultimate Controlling Entity(ies)/Person(s)	*
3548	The Travelers Companies, Inc.	00000	52-2044075				USF&G Capital III	DE	NIA	St. Paul Fire and Marine Insurance Company	O/M	100.000	The Travelers Companies, Inc.	
3548	The Travelers Companies, Inc.	00000	41-0406690				350 Market Street, LLC	DE	NIA	St. Paul Fire and Marine Insurance Company	O/M	100.000	The Travelers Companies, Inc.	
3548	The Travelers Companies, Inc.	00000					Travelers Special Services Limited	GBR	NIA	St. Paul Fire and Marine Insurance Company	O/B	100.000	The Travelers Companies, Inc.	
3548	The Travelers Companies, Inc.	00000	20-3033027				Yonkers Financing Corp	DE	NIA	St. Paul Fire and Marine Insurance Company	O/B/M	100.000	The Travelers Companies, Inc.	
3548	The Travelers Companies, Inc.	00000	52-1466734				English Turn Fidelity Realty, Inc.	MN	NIA	St. Paul Fire and Marine Insurance Company	O/B/M	100.000	The Travelers Companies, Inc.	
3548	The Travelers Companies, Inc.	00000	59-2635727				English Turn LLC	MN	NIA	English Turn Fidelity Realty, Inc.	O/M	99.000	The Travelers Companies, Inc.	0103
3548	The Travelers Companies, Inc.	00000	59-2709441				Fidelity English Turn Club LLC	MN	NIA	English Turn Fidelity Realty, Inc.	O/M	99.000	The Travelers Companies, Inc.	0104
3548	The Travelers Companies, Inc.	00000	59-2635727				English Turn LLC	MN	NIA	St. Paul Fire and Marine Insurance Company	O	1.000	The Travelers Companies, Inc.	0103
3548	The Travelers Companies, Inc.	00000	52-1715225				English Turn Realty Management, Inc.	MN	NIA	St. Paul Fire and Marine Insurance Company	O/B/M	100.000	The Travelers Companies, Inc.	
3548	The Travelers Companies, Inc.	00000	59-2709441				Fidelity English Turn Club LLC	MN	NIA	English Turn Realty Management, Inc.	O/B/M	1.000	The Travelers Companies, Inc.	0104
3548	The Travelers Companies, Inc.	00000					8527512 Canada Inc.	CAN	NIA	St. Paul Fire and Marine Insurance Company	O/B/M	22.480	The Travelers Companies, Inc.	
3548	The Travelers Companies, Inc.	00000	AA-1560270				The Dominion of Canada General Insurance Company	CAN	IA	8527512 Canada Inc.	O/B/M	100.000	The Travelers Companies, Inc.	
3548	The Travelers Companies, Inc.	00000	41-1985480				Fog City Fund, LLC	MN	NIA	St. Paul Fire and Marine Insurance Company	O	99.000	The Travelers Companies, Inc.	0109
3548	The Travelers Companies, Inc.	00000	76-0753165				Symmetry Growth Capital II, LLC	MN	NIA	St. Paul Fire and Marine Insurance Company	O	100.000	The Travelers Companies, Inc.	0109
3548	The Travelers Companies, Inc.	00000	41-1927945				Upper Lake Growth Capital, LLC	MN	NIA	St. Paul Fire and Marine Insurance Company	O	99.100	The Travelers Companies, Inc.	0109
3548	The Travelers Companies, Inc.	00000	20-1222630				Vesbridge Partners, LP	MN	NIA	St. Paul Fire and Marine Insurance Company	O	88.400	The Travelers Companies, Inc.	0109
3548	The Travelers Companies, Inc.	00000	41-1963936				Windamere II, LLC	MN	NIA	St. Paul Fire and Marine Insurance Company	O	98.900	The Travelers Companies, Inc.	0109
3548	The Travelers Companies, Inc.	00000	41-2007089				Windamere III, LLC	MN	NIA	St. Paul Fire and Marine Insurance Company	O	99.000	The Travelers Companies, Inc.	0109
3548	The Travelers Companies, Inc.	00000	41-1926305				Windamere, LLC	MN	NIA	St. Paul Fire and Marine Insurance Company	O	90.200	The Travelers Companies, Inc.	0109
3548	The Travelers Companies, Inc.	00000	41-1762781				Camperdown Corporation	DE	NIA	The Travelers Companies, Inc.	O/B	100.000	The Travelers Companies, Inc.	
3548	The Travelers Companies, Inc.	00000	41-1888760				SPC Insurance Agency, Inc.	MN	NIA	The Travelers Companies, Inc.	O/B/M	100.000	The Travelers Companies, Inc.	
3548	The Travelers Companies, Inc.	00000					Aprilgrange Limited	GBR	NIA	The Travelers Companies, Inc.	O/B	100.000	The Travelers Companies, Inc.	
3548	The Travelers Companies, Inc.	00000					F&G U.K. Underwriters Limited	GBR	NIA	The Travelers Companies, Inc.	O/B	100.000	The Travelers Companies, Inc.	
3548	The Travelers Companies, Inc.	00000					Travelers Underwriting Agency Limited	GBR	NIA	The Travelers Companies, Inc.	O/B	100.000	The Travelers Companies, Inc.	
3548	The Travelers Companies, Inc.	00000					Travelers Syndicate Management Limited	GBR	NIA	The Travelers Companies, Inc.	O/B	100.000	The Travelers Companies, Inc.	
3548	The Travelers Companies, Inc.	00000					Travelers Asia Pte. Ltd.	SGP	NIA	Travelers Syndicate Management Limited	Board	0.000	The Travelers Companies, Inc.	
3548	The Travelers Companies, Inc.	00000					St. Paul Surety Europe Limited	GBR	NIA	The Travelers Companies, Inc.	O/B	100.000	The Travelers Companies, Inc.	
3548	The Travelers Companies, Inc.	00000					Travelers Corporate Trustee Ltd.	GBR	NIA	The Travelers Companies, Inc.	O/B	100.000	The Travelers Companies, Inc.	
3548	The Travelers Companies, Inc.	00000					Travelers London Limited	GBR	NIA	The Travelers Companies, Inc.	O/B	100.000	The Travelers Companies, Inc.	
3548	The Travelers Companies, Inc.	00000	52-1965525				TCI Global Services, Inc.	DE	NIA	The Travelers Companies, Inc.	O/B/M	100.000	The Travelers Companies, Inc.	
3548	The Travelers Companies, Inc.	00000					Travelers Management Limited	GBR	NIA	The Travelers Companies, Inc.	O/B	100.000	The Travelers Companies, Inc.	
3548	The Travelers Companies, Inc.	00000	AA-1121375				Travelers Insurance Company Limited	GBR	IA	The Travelers Companies, Inc.	O/B	100.000	The Travelers Companies, Inc.	
3548	The Travelers Companies, Inc.	00000					Travelers Professional Risks Limited	GBR	NIA	Travelers Insurance Company Limited	O/B	100.000	The Travelers Companies, Inc.	
3548	The Travelers Companies, Inc.	00000	06-1008174				Travelers Property Casualty Corp.	CT	UIP	The Travelers Companies, Inc.	O/B/M	100.000	The Travelers Companies, Inc.	
3548	The Travelers Companies, Inc.	00000	06-0566030				Constitution Plaza, Inc.	CT	NIA	Travelers Property Casualty Corp.	O/B/M	100.000	The Travelers Companies, Inc.	

Q12.1

SCHEDULE Y

PART 1A - DETAIL OF INSURANCE HOLDING COMPANY SYSTEM

1	2	3	4	5	6	7	8	9	10	11	12	13	14	15
Group Code	Group Name	NAIC Company Code	ID Number	Federal RSSD	CIK	Name of Securities Exchange if Publicly Traded (U.S. or International)	Names of Parent, Subsidiaries or Affiliates	Domiciliary Location	Relationship to Reporting Entity	Directly Controlled by (Name of Entity/Person)	Type of Control (Ownership Board, Management Attorney-in-Fact, Influence, Other)	If Control is Ownership Provide Percentage	Ultimate Controlling Entity(ies)/Person(s)	*
3548	The Travelers Companies, Inc.	00000	06-1445591				Travelers Insurance Group Holdings Inc.	DE	UDP	Travelers Property Casualty Corp.	O/B/M	100.000	The Travelers Companies, Inc.	
3548	The Travelers Companies, Inc.	19070	06-6033509				The Standard Fire Insurance Company	CT	RE	Travelers Insurance Group Holdings Inc.	O/B/M	100.000	The Travelers Companies, Inc.	
3548	The Travelers Companies, Inc.	00000	06-6033509				Standard Fire Properties, LLC	DE	DS	The Standard Fire Insurance Company	O/M	100.000	The Travelers Companies, Inc.	
3548	The Travelers Companies, Inc.	00000	94-3097171				Bayhill Restaurant II Associates	CA	DS	Standard Fire Properties, LLC	O	50.000	The Travelers Companies, Inc.	0105
3548	The Travelers Companies, Inc.	00000	06-6033509				Standard Fire UK Investments, LLC	DE	DS	The Standard Fire Insurance Company	O/M	100.000	The Travelers Companies, Inc.	
3548	The Travelers Companies, Inc.	19062	06-0848755				The Automobile Insurance Company of Hartford, Connecticut	CT	DS	The Standard Fire Insurance Company	O/B/M	100.000	The Travelers Companies, Inc.	
3548	The Travelers Companies, Inc.	00000	06-0848755				Auto Hartford Investments, LLC	DE	DS	The Automobile Insurance Company of Hartford, Connecticut	O/M	100.000	The Travelers Companies, Inc.	
3548	The Travelers Companies, Inc.	36145	06-1286264				Travelers Personal Security Insurance Company	CT	DS	The Standard Fire Insurance Company	O/B/M	100.000	The Travelers Companies, Inc.	
3548	The Travelers Companies, Inc.	36161	06-1286274				Travelers Property Casualty Insurance Company	CT	DS	The Standard Fire Insurance Company	O/B/M	100.000	The Travelers Companies, Inc.	
3548	The Travelers Companies, Inc.	38130	36-3703200				Travelers Personal Insurance Company	CT	DS	The Standard Fire Insurance Company	O/B/M	100.000	The Travelers Companies, Inc.	
3548	The Travelers Companies, Inc.	00000	27-4469564				Travelers Texas MGA, Inc.	TX	DS	The Standard Fire Insurance Company	O/B/M	100.000	The Travelers Companies, Inc.	
3548	The Travelers Companies, Inc.	00000	06-6033509				Oregon Evergreen Investor I, LLC	DE	DS	The Standard Fire Insurance Company	O/M	100.000	The Travelers Companies, Inc.	
3548	The Travelers Companies, Inc.	00000	61-1639956				Lone Rock Timber Investments I, LLC	DE	DS	Oregon Evergreen Investor I, LLC	O	75.000	The Travelers Companies, Inc.	0106
3548	The Travelers Companies, Inc.	00000	32-0447309				Lone Rock Timber Investments II, LLC	DE	DS	Oregon Evergreen Investor I, LLC	O	90.000	The Travelers Companies, Inc.	0110
3548	The Travelers Companies, Inc.	00000	AA-3194119				Travelers (Bermuda) Limited	BMU	IA	Travelers Insurance Group Holdings, Inc.	O/B/M	100.000	The Travelers Companies, Inc.	
3548	The Travelers Companies, Inc.	00000	20-4312440				Travelers Lloyds Management Company	TX	NIA	Travelers Insurance Group Holdings, Inc.	O/B/M	100.000	The Travelers Companies, Inc.	
3548	The Travelers Companies, Inc.	00000	06-1534005				TPC Investments Inc.	CT	NIA	Travelers Insurance Group Holdings, Inc.	O/B/M	100.000	The Travelers Companies, Inc.	
3548	The Travelers Companies, Inc.	19038	06-6033504				Travelers Casualty and Surety Company	CT	IA	Travelers Insurance Group Holdings, Inc.	O/B/M	100.000	The Travelers Companies, Inc.	
3548	The Travelers Companies, Inc.	41483	06-1067463				Farmington Casualty Company	CT	IA	Travelers Casualty and Surety Company	O/B/M	100.000	The Travelers Companies, Inc.	
3548	The Travelers Companies, Inc.	00000	75-2676034				Travelers MGA, Inc.	TX	NIA	Farmington Casualty Company	O/B/M	100.000	The Travelers Companies, Inc.	
3548	The Travelers Companies, Inc.	00000					8527512 Canada Inc.	CAN	NIA	Travelers Casualty and Surety Company	O/B/M	77.520	The Travelers Companies, Inc.	
3548	The Travelers Companies, Inc.	00000	AA-1560270				The Dominion of Canada General Insurance Company	CAN	IA	8527512 Canada Inc.	O/B/M	100.000	The Travelers Companies, Inc.	
3548	The Travelers Companies, Inc.	00000	AA-1560039				Travelers Insurance Company of Canada	CAN	IA	Travelers Casualty and Surety Company	O/B/M	100.000	The Travelers Companies, Inc.	
3548	The Travelers Companies, Inc.	31194	06-0907370				Travelers Casualty and Surety Company of America	CT	IA	Travelers Casualty and Surety Company	O/B/M	100.000	The Travelers Companies, Inc.	
3548	The Travelers Companies, Inc.	00000	47-2215437				Travelers Global, Inc.	DE	NIA	Travelers Casualty and Surety Company of America	O/B/M	100.000	The Travelers Companies, Inc.	
3548	The Travelers Companies, Inc.	00000	47-2215437				Travelers Brazil Holding LLC	DE	NIA	Travelers Global, Inc.	O/B/M	100.000	The Travelers Companies, Inc.	
3548	The Travelers Companies, Inc.	00000	47-2215437				Travelers Brazil Acquisition LLC	DE	NIA	Travelers Brazil Holding, LLC	O/B/M	100.000	The Travelers Companies, Inc.	
3548	The Travelers Companies, Inc.	00000					J. Malucelli Participações em Seguros e Resseguros S.A. ("Holdco")	BRA	NIA	Travelers Brazil Acquisition LLC	O/B	49.500	The Travelers Companies, Inc.	0107
3548	The Travelers Companies, Inc.	00000	AA-2230021				J. Malucelli Resseguradora S.A.	BRA	IA	J. Malucelli Participações em Seguros e Resseguros S.A.	O/B	100.000	The Travelers Companies, Inc.	0107
3548	The Travelers Companies, Inc.	00000					J. Malucelli Controle de Riscos Ltda.	BRA	NIA	J. Malucelli Resseguradora S.A.	O/B	0.010	The Travelers Companies, Inc.	0107
3548	The Travelers Companies, Inc.	00000	AA-2230002				J. Malucelli Seguradora S.A.	BRA	IA	J. Malucelli Participações em Seguros e Resseguros S.A.	O/B	100.000	The Travelers Companies, Inc.	0107

Q12.2

SCHEDULE Y

PART 1A - DETAIL OF INSURANCE HOLDING COMPANY SYSTEM

1	2	3	4	5	6	7	8	9	10	11	12	13	14	15
Group Code	Group Name	NAIC Company Code	ID Number	Federal RSSD	CIK	Name of Securities Exchange if Publicly Traded (U.S. or International)	Names of Parent, Subsidiaries or Affiliates	Domiciliary Location	Relationship to Reporting Entity	Directly Controlled by (Name of Entity/Person)	Type of Control (Ownership Board, Management Attorney-in-Fact, Influence, Other)	If Control is Ownership Provide Percentage	Ultimate Controlling Entity(ies)/Person(s)	*
3548	The Travelers Companies, Inc.	00000					J. Malucelli Controle de Riscos Ltda.	BRA	NIA	J. Malucelli Seguradora S.A.	O/B	99.990	The Travelers Companies, Inc.	0107
3548	The Travelers Companies, Inc.	00000					J. Malucelli Latam S.A.	BRA	NIA	Travelers Brazil Acquisition LLC	O/B	49.500	The Travelers Companies, Inc.	0107
3548	The Travelers Companies, Inc.	00000	AA-2330036				JMalucelli Travelers Seguros S.A.	COL	IA	J. Malucelli Latam, S.A.	O/B/M	51.000	The Travelers Companies, Inc.	0107
3548	The Travelers Companies, Inc.	00000					Travelers Participações em Seguros Brasil S.A.	BRA	NIA	Travelers Brazil Acquisition LLC	O/B/M	95.000	The Travelers Companies, Inc.	0107
3548	The Travelers Companies, Inc.	00000	AA-2230022				Travelers Seguros Brasil S.A.	BRA	IA	Travelers Participações em Seguros Brasil S.A.	O/B/M	100.000	The Travelers Companies, Inc.	0107
3548	The Travelers Companies, Inc.	19046	06-0876835				Travelers Casualty Insurance Company of America	CT	IA	Travelers Casualty and Surety Company	O/B/M	100.000	The Travelers Companies, Inc.	
3548	The Travelers Companies, Inc.	36170	06-1286266				Travelers Casualty Company of Connecticut	CT	IA	Travelers Casualty and Surety Company	O/B/M	100.000	The Travelers Companies, Inc.	
3548	The Travelers Companies, Inc.	00000	06-6033504				Travelers Casualty UK Investments LLC	DE	NIA	Travelers Casualty and Surety Company	O/M	100.000	The Travelers Companies, Inc.	
3548	The Travelers Companies, Inc.	36137	06-1286268				Travelers Commercial Insurance Company	CT	IA	Travelers Casualty and Surety Company	O/B/M	100.000	The Travelers Companies, Inc.	
3548	The Travelers Companies, Inc.	29696	06-1203698				Travelers Excess and Surplus Lines Company	CT	IA	Travelers Casualty and Surety Company	O/B/M	100.000	The Travelers Companies, Inc.	
3548	The Travelers Companies, Inc.	41564	75-1732040				Travelers Lloyds of Texas Insurance Company	TX	IA	Travelers Casualty and Surety Company	O/M/A	100.000	The Travelers Companies, Inc.	
3548	The Travelers Companies, Inc.	25658	06-0566050				The Travelers Indemnity Company	CT	IA	Travelers Insurance Group Holdings Inc.	O/B/M	100.000	The Travelers Companies, Inc.	
3548	The Travelers Companies, Inc.	00000	06-0566050				Arch Street North LLC	DE	NIA	The Travelers Indemnity Company	O/M	100.000	The Travelers Companies, Inc.	
3548	The Travelers Companies, Inc.	25615	06-0291290				The Charter Oak Fire Insurance Company	CT	IA	The Travelers Indemnity Company	O/B/M	100.000	The Travelers Companies, Inc.	
3548	The Travelers Companies, Inc.	00000	06-0566050				Travelers Real Estate, LLC	DE	NIA	The Travelers Indemnity Company	O/B/M	100.000	The Travelers Companies, Inc.	
3548	The Travelers Companies, Inc.	10647	59-3372141				First Floridian Auto and Home Insurance Company	FL	IA	The Travelers Indemnity Company	O/B/M	100.000	The Travelers Companies, Inc.	
3548	The Travelers Companies, Inc.	42811	56-1371361				Gulf Underwriters Insurance Company	CT	IA	The Travelers Indemnity Company	O/B/M	100.000	The Travelers Companies, Inc.	
3548	The Travelers Companies, Inc.	22233	75-6013697				Select Insurance Company	TX	IA	The Travelers Indemnity Company	O/B/M	100.000	The Travelers Companies, Inc.	
3548	The Travelers Companies, Inc.	00000	AA-1120023				Travelers Casualty and Surety Company of Europe Limited	GBR	IA	The Travelers Indemnity Company	O/B/M	100.000	The Travelers Companies, Inc.	
3548	The Travelers Companies, Inc.	38385	75-1679830				Commercial Guaranty Insurance Company	DE	IA	The Travelers Indemnity Company	O/B/M	100.000	The Travelers Companies, Inc.	
3548	The Travelers Companies, Inc.	00000	06-0566050				Crystal Brook, LLC	DE	NIA	The Travelers Indemnity Company	O/B/M	100.000	The Travelers Companies, Inc.	
3548	The Travelers Companies, Inc.	00000	06-0566050				Durham Holding, LLC	DE	NIA	Crystal Brook, LLC	O/B/M	100.000	The Travelers Companies, Inc.	
3548	The Travelers Companies, Inc.	00000	06-0566050				Sutton Holdco, LLC	DE	NIA	The Travelers Indemnity Company	O/B/M	100.000	The Travelers Companies, Inc.	
3548	The Travelers Companies, Inc.	00000	06-0566050				Cadet Limited, LLC	DE	NIA	Sutton Holdco, LLC	O/B/M	100.000	The Travelers Companies, Inc.	
3548	The Travelers Companies, Inc.	00000	06-0566050				Arrowhead Company, LLC	DE	NIA	The Travelers Indemnity Company	O/B/M	100.000	The Travelers Companies, Inc.	
3548	The Travelers Companies, Inc.	00000	06-0566050				Eastern Asset, LLC	DE	NIA	Arrowhead Company, LLC	O/B/M	100.000	The Travelers Companies, Inc.	
3548	The Travelers Companies, Inc.	00000	41-1769846				Jupiter Holdings, Inc.	MN	NIA	The Travelers Indemnity Company	O/B/M	100.000	The Travelers Companies, Inc.	
3548	The Travelers Companies, Inc.	43117	86-0703220				American Equity Insurance Company	AZ	IA	Jupiter Holdings, Inc.	O/B/M	100.000	The Travelers Companies, Inc.	
3548	The Travelers Companies, Inc.	10819	86-0868106				American Equity Specialty Insurance Company	CT	IA	American Equity Insurance Company	O/B/M	100.000	The Travelers Companies, Inc.	
3548	The Travelers Companies, Inc.	24015	41-6009967				Northland Insurance Company	CT	IA	Jupiter Holdings, Inc.	O/B/M	100.000	The Travelers Companies, Inc.	
3548	The Travelers Companies, Inc.	27987	41-0983992				Northfield Insurance Company	IA	IA	Northland Insurance Company	O/B/M	100.000	The Travelers Companies, Inc.	
3548	The Travelers Companies, Inc.	24031	94-6051964				Northland Casualty Company	CT	IA	Northland Insurance Company	O/B/M	100.000	The Travelers Companies, Inc.	
3548	The Travelers Companies, Inc.	00000	06-0566050				Travelers Indemnity U.K. Investments LLC	CT	NIA	The Travelers Indemnity Company	O/B/M	100.000	The Travelers Companies, Inc.	

Q12.3

SCHEDULE Y

PART 1A - DETAIL OF INSURANCE HOLDING COMPANY SYSTEM

1	2	3	4	5	6	7	8	9	10	11	12	13	14	15
Group Code	Group Name	NAIC Company Code	ID Number	Federal RSSD	CIK	Name of Securities Exchange if Publicly Traded (U.S. or International)	Names of Parent, Subsidiaries or Affiliates	Domiciliary Location	Relationship to Reporting Entity	Directly Controlled by (Name of Entity/Person)	Type of Control (Ownership Board, Management Attorney-in-Fact, Influence, Other)	If Control is Ownership Provide Percentage	Ultimate Controlling Entity(ies)/Person(s)	*
3548.....	The Travelers Companies, Inc.....	00000...	06-0566050..				TPC U.K. Investments LLC.....	DE.....	NIA.....	The Travelers Indemnity Company.....	O/B/M.....	...100.000	The Travelers Companies, Inc.....	
3548.....	The Travelers Companies, Inc.....	25623...	06-0303275..				The Phoenix Insurance Company.....	CT.....	IA.....	The Travelers Indemnity Company.....	O/B/M.....	...100.000	The Travelers Companies, Inc.....	
3548.....	The Travelers Companies, Inc.....	25666...	58-6020487..				The Travelers Indemnity Company of America.....	CT.....	IA.....	The Phoenix Insurance Company.....	O/B/M.....	...100.000	The Travelers Companies, Inc.....	
3548.....	The Travelers Companies, Inc.....	25682...	06-0336212..				The Travelers Indemnity Company of Connecticut..	CT.....	IA.....	The Phoenix Insurance Company.....	O/B/M.....	...100.000	The Travelers Companies, Inc.....	
3548.....	The Travelers Companies, Inc.....	25674...	36-2719165..				Travelers Property Casualty Company of America..	CT.....	IA.....	The Phoenix Insurance Company.....	O/B/M.....	...100.000	The Travelers Companies, Inc.....	
3548.....	The Travelers Companies, Inc.....	00000...	13-2743602..				American Marine Management Services, Inc.....	NY.....	OTH.....	Travelers Property Casualty Company of America	O/B.....	...47.500	The Travelers Companies, Inc.....	0108.....
3548.....	The Travelers Companies, Inc.....	00000...	06-1501229..				Constitution State Services LLC.....	DE.....	NIA.....	The Phoenix Insurance Company.....	O/M.....	...100.000	The Travelers Companies, Inc.....	
3548.....	The Travelers Companies, Inc.....	00000...	06-0303275..				Phoenix UK Investments LLC.....	DE.....	NIA.....	The Phoenix Insurance Company.....	O/M.....	...100.000	The Travelers Companies, Inc.....	
3548.....	The Travelers Companies, Inc.....	12850...	04-3175569..				The Premier Insurance Company of Massachusetts	CT.....	IA.....	The Travelers Indemnity Company.....	O/B/M.....	...100.000	The Travelers Companies, Inc.....	
3548.....	The Travelers Companies, Inc.....	28188...	35-1838077..				TravCo Insurance Company.....	CT.....	IA.....	The Travelers Indemnity Company.....	O/B/M.....	...100.000	The Travelers Companies, Inc.....	
3548.....	The Travelers Companies, Inc.....	00000...	20-4403403..				TINDY Foreign, Inc.....	DE.....	NIA.....	The Travelers Indemnity Company.....	O/B/M.....	...100.000	The Travelers Companies, Inc.....	
3548.....	The Travelers Companies, Inc.....	40282...	95-3634110..				Travelers Commercial Casualty Company.....	CT.....	IA.....	The Travelers Indemnity Company.....	O/B/M.....	...100.000	The Travelers Companies, Inc.....	
3548.....	The Travelers Companies, Inc.....	00000...	62-1657094..				Travelers Distribution Alliance, Inc.....	DE.....	NIA.....	The Travelers Indemnity Company.....	O/B/M.....	...100.000	The Travelers Companies, Inc.....	
3548.....	The Travelers Companies, Inc.....	00000...	06-0566050..				Travelers TLD, LLC.....	DE.....	NIA.....	The Travelers Indemnity Company.....	O/B/M.....	...100.000	The Travelers Companies, Inc.....	
3548.....	The Travelers Companies, Inc.....	00000...	06-0566050..				Tiercel, LLC.....	DE.....	NIA.....	The Travelers Indemnity Company.....	O/B/M.....	...100.000	The Travelers Companies, Inc.....	
3548.....	The Travelers Companies, Inc.....	00000...	06-0566050..				Redstart, LLC.....	DE.....	NIA.....	Tiercel, LLC.....	O/B/M.....	...100.000	The Travelers Companies, Inc.....	
3548.....	The Travelers Companies, Inc.....	27998...	35-1838079..				The Travelers Home and Marine Insurance Company	CT.....	IA.....	The Travelers Indemnity Company.....	O/B/M.....	...100.000	The Travelers Companies, Inc.....	
3548.....	The Travelers Companies, Inc.....	41262...	76-0002592..				The Travelers Lloyds Insurance Company.....	TX.....	IA.....	The Travelers Indemnity Company.....	O/M/A.....	...100.000	The Travelers Companies, Inc.....	
3548.....	The Travelers Companies, Inc.....	00000...	06-0566050..				Travelers Marine, LLC.....	DE.....	NIA.....	The Travelers Indemnity Company.....	O/B/M.....	...100.000	The Travelers Companies, Inc.....	

Q12.4

Asterisk	Explanation
0100.	Laurel Village Joint Venture Partnership is 50% owned by an unrelated party with no current economic interest.
0101.	USF&G/Fidelity Retail Associates Limited Partnership is 83.95% owned by United State Fidelity and Guaranty Company 1% owned by USF&G Retail Associates GP, Inc.
0102.	Black Mountain Ranch Limited Partnership is 85% owned by St. Paul Fire and Marine Insurance Company and 1% owned by BMR Sports Properties, Inc.
0103.	English Turn LLC is 99% owned by English Turn Fidelity Realty, Inc. and 1% owned by St. Paul Fire and Marine Insurance Company.
0104.	Fidelity English Turn Club LLC is 99% owned by English Turn Fidelity Realty, Inc. and 1% owned by English Turn Realty Management, Inc.
0105.	Bayhill Restaurant II Associates is 50% owned by an unrelated party, which is the manager.
0106.	Lone Rock Timber Investments I, LLC's other 25% member and manager are unaffiliated with Travelers
0107.	Control determination is based upon application of the last sentence of SSAP 25 paragraph 4.
0108.	Ownership due to Travelers Property Casualty Company of America's participation interest as a subscriber in the American Hull Insurance Syndicate
0109.	St. Paul Fire and Marine owns a significant portion of the investment entity. Although it is managed by an unaffiliated partner, St. Paul Fire and Marine still has control of the entity
0110.	Lone Rock Timber Investments II, LLC's other 10% member and manager are unaffiliated with Travelers

THE STANDARD FIRE INSURANCE COMPANY

PART 1 - LOSS EXPERIENCE

Lines of Business	Current Year to Date			4 Prior Year to Date Direct Loss Percentage
	1 Direct Premiums Earned	2 Direct Losses Incurred	3 Direct Loss Percentage	
1. Fire.....	10,822,472	5,039,086	46.6	40.6
2. Allied lines.....	10,662,288	21,763,677	204.1	112.0
3. Farmowners multiple peril.....	.0	.0	.0.0	.0.0
4. Homeowners multiple peril.....	214,903,835	85,486,582	39.8	38.7
5. Commercial multiple peril.....	27,002	689,251	2,552.6	(91.5)
6. Mortgage guaranty.....	.0	.0	.0.0	.0.0
8. Ocean marine.....	17,359,659	5,798,667	33.4	49.7
9. Inland marine.....	5,126,305	1,878,167	36.6	29.6
10. Financial guaranty.....	.0	.0	.0.0	.0.0
11.1. Medical professional liability - occurrence.....	.0	.0	.0.0	.0.0
11.2. Medical professional liability - claims-made.....	.0	.0	.0.0	.0.0
12. Earthquake.....	1,840,212	2,092	0.1	.0.0
13. Group accident and health.....	.0	.0	.0.0	.0.0
14. Credit accident and health.....	.0	.0	.0.0	.0.0
15. Other accident and health.....	.0	.0	.0.0	.0.0
16. Workers' compensation.....	82,052,953	45,074,090	54.9	57.3
17.1. Other liability-occurrence.....	7,104,356	6,511,878	91.7	81.0
17.2. Other liability-claims made.....	.0	(4)	.0.0	.0.0
17.3. Excess workers' compensation.....	.0	427	.0.0	.0.0
18.1. Products liability-occurrence.....	.0	216,176	.0.0	.0.0
18.2. Products liability-claims made.....	.0	.0	.0.0	.0.0
19.1. 19.2 Private passenger auto liability.....	334,958,536	218,629,103	65.3	64.1
19.3. 19.4 Commercial auto liability.....	.0	(559)	.0.0	.0.0
21. Auto physical damage.....	201,149,789	133,106,610	66.2	69.5
22. Aircraft (all perils).....	.0	.0	.0.0	.0.0
23. Fidelity.....	.0	13	.0.0	.0.0
24. Surety.....	494	402	81.4	195.7
26. Burglary and theft.....	9,958	(196)	(2.0)	4.9
27. Boiler and machinery.....	.0	.0	.0.0	.0.0
28. Credit.....	.0	.0	.0.0	.0.0
29. International.....	.0	.0	.0.0	.0.0
30. Warranty.....	.0	.0	.0.0	.0.0
31. Reinsurance-nonproportional assumed property.....	XXX	XXX	XXX	XXX
32. Reinsurance-nonproportional assumed liability.....	XXX	XXX	XXX	XXX
33. Reinsurance-nonproportional assumed financial lines.....	XXX	XXX	XXX	XXX
34. Aggregate write-ins for other lines of business.....	.0	.0	.0.0	.0.0
35. Totals.....	886,017,858	524,195,461	59.2	55.3

DETAILS OF WRITE-INS

3401.0	.0	.0.0	.0.0
3402.0	.0	.0.0	.0.0
3403.0	.0	.0.0	.0.0
3498. Sum. of remaining write-ins for Line 34 from overflow page.....	.0	.0	.0.0	XXX
3499. Totals (Lines 3401 thru 3403 plus 3498) (Line 34).....	.0	.0	.0.0	.0.0

PART 2 - DIRECT PREMIUMS WRITTEN

Lines of Business	1	2	3
	Current Quarter	Current Year to Date	Prior Year Year to Date
1. Fire.....	5,282,599	10,302,266	10,967,684
2. Allied lines.....	5,246,292	10,177,033	10,697,202
3. Farmowners multiple peril.....	.0	.0	.0
4. Homeowners multiple peril.....	109,980,594	194,505,959	214,031,282
5. Commercial multiple peril.....	11,228	25,984	29,769
6. Mortgage guaranty.....	.0	.0	.0
8. Ocean marine.....	13,105,754	19,264,619	21,463,633
9. Inland marine.....	2,843,708	5,123,460	5,102,710
10. Financial guaranty.....	.0	.0	.0
11.1. Medical professional liability - occurrence.....	.0	.0	.0
11.2. Medical professional liability - claims made.....	.0	.0	.0
12. Earthquake.....	988,884	1,736,446	1,926,267
13. Group accident and health.....	.0	.0	.0
14. Credit accident and health.....	.0	.0	.0
15. Other accident and health.....	.0	.0	.0
16. Workers' compensation.....	38,649,508	91,069,510	78,438,339
17.1. Other liability-occurrence.....	4,120,304	7,384,764	6,530,029
17.2. Other liability-claims made.....	.0	.0	.0
17.3. Excess workers' compensation.....	.0	.0	.0
18.1. Products liability-occurrence.....	.0	.0	.0
18.2. Products liability-claims made.....	.0	.0	.0
19.1. 19.2 Private passenger auto liability.....	208,407,859	399,257,101	258,735,565
19.3. 19.4 Commercial auto liability.....	.0	.0	.0
21. Auto physical damage.....	125,707,560	241,027,505	155,931,687
22. Aircraft (all perils).....	.0	.0	.0
23. Fidelity.....	.0	.0	.0
24. Surety.....	362	462	100
26. Burglary and theft.....	6,102	10,417	11,615
27. Boiler and machinery.....	.0	.0	.0
28. Credit.....	.0	.0	.0
29. International.....	.0	.0	.0
30. Warranty.....	.0	.0	.0
31. Reinsurance-nonproportional assumed property.....	XXX	XXX	XXX
32. Reinsurance-nonproportional assumed liability.....	XXX	XXX	XXX
33. Reinsurance-nonproportional assumed financial lines.....	XXX	XXX	XXX
34. Aggregate write-ins for other lines of business.....	.0	.0	.0
35. Totals.....	514,350,755	979,885,525	763,865,882

DETAILS OF WRITE-INS

3401.0	.0	.0
3402.0	.0	.0
3403.0	.0	.0
3498. Sum. of remaining write-ins for Line 34 from overflow page.....	.0	.0	.0
3499. Totals (Lines 3401 thru 3403 plus 3498) (Line 34).....	.0	.0	.0

PART 3 (000 omitted)

LOSS AND LOSS ADJUSTMENT EXPENSE RESERVES SCHEDULE

	1	2	3	4	5	6	7	8	9	10	11	12	13
Years in Which Losses Occurred	Prior Year-End Known Case Loss and LAE Reserves	Prior Year-End IBNR Loss and LAE Reserves	Total Prior Year-End Loss and LAE Reserves (Cols. 1 + 2)	2016 Loss and LAE Payments on Claims Reported as of Prior Year-End	2016 Loss and LAE Payments on Claims Unreported as of Prior Year-End	Total 2016 Loss and LAE Payments (Cols. 4 + 5)	Q.S. Date Known Case Loss and LAE Reserves on Claims Reported and Open as of Prior Year-End	Q.S. Date Known Case Loss and LAE Reserves on Claims Reported or Reopened Subsequent to Prior Year-End	Q.S. Date IBNR Loss and LAE Reserves	Total Q.S. Loss and LAE Reserves (Cols. 7 + 8 + 9)	Prior Year-End Known Case Loss and LAE Reserves Developed (Savings)/Deficiency (Cols. 4 + 7 minus Col. 1)	Prior Year-End IBNR Loss and LAE Reserves Developed (Savings)/Deficiency (Cols. 5 + 8 + 9 minus Col. 2)	Prior Year-End Total Loss and LAE Reserve Developed (Savings)/Deficiency (Cols. 11 + 12)
1. 2013 + Prior.....	512,735	608,208	1,120,943	74,492	29,414	103,906	466,265	4,908	535,187	1,006,360	28,022	(38,699)	(10,677)
2. 2014.....	94,678	144,601	239,280	32,205	1,732	33,938	82,965	2,925	117,914	203,804	20,492	(22,030)	(1,538)
3. Subtotals 2014 + Prior.....	607,413	752,810	1,360,223	106,697	31,146	137,843	549,230	7,833	653,101	1,210,164	48,514	(60,729)	(12,215)
4. 2015.....	120,434	244,280	364,714	65,798	12,453	78,251	98,120	8,690	179,155	285,966	43,484	(43,981)	(498)
5. Subtotals 2015 + Prior.....	727,847	997,089	1,724,937	172,495	43,599	216,094	647,350	16,524	832,256	1,496,130	91,997	(104,710)	(12,713)
6. 2016.....	XXX	XXX	XXX	XXX	103,568	103,568	XXX	63,295	171,468	234,763	XXX	XXX	XXX
7. Totals.....	727,847	997,089	1,724,937	172,495	147,167	319,662	647,350	79,819	1,003,724	1,730,893	91,997	(104,710)	(12,713)
8. Prior Year-End's Surplus As Regards Policyholders	1,185,543										Col. 11, Line 7 As % of Col. 1, Line 7	Col. 12, Line 7 As % of Col. 2, Line 7	Col. 13, Line 7 As % of Col. 3, Line 7
											1. 12.6 %	2. (10.5)%	3. (0.7)%
													Col. 13, Line 7 Line 8
													4. (1.1)%

P14

SUPPLEMENTAL EXHIBITS AND SCHEDULES INTERROGATORIES

The following supplemental reports are required to be filed as part of your statement filing. However, in the event that your company does not transact the type of business for which the special report must be filed, your response of NO to the specific interrogatory will be accepted in lieu of filing a "NONE" report and a bar code will be printed below. If the supplement is required of your company but is not being filed for whatever reason, enter SEE EXPLANATION and provide an explanation following the interrogatory questions.

	Response
1. Will the Trusteed Surplus Statement be filed with the state of domicile and the NAIC with this statement?	NO
2. Will Supplement A to Schedule T (Medical Professional Liability Supplement) be filed with this statement?	NO
3. Will the Medicare Part D Coverage Supplement be filed with the state of domicile and the NAIC with this statement?	NO
4. Will the Director and Officer Insurance Coverage Supplement be filed with the state of domicile and the NAIC with this statement?	NO

Explanation:

1. The data for this supplement is not required to be filed.
2. The data for this supplement is not required to be filed.
3. The data for this supplement is not required to be filed.
4. The data for this supplement is not required to be filed.

Bar Code:



Statement for June 30, 2016 of **THE STANDARD FIRE INSURANCE COMPANY**
Overflow Page for Write-Ins

Additional Write-ins for Assets:

	Current Statement Date			4 December 31, Prior Year Net Admitted Assets
	1 Assets	2 Nonadmitted Assets	3 Net Admitted Assets (Cols. 1 - 2)	
2504. Equities and deposits in pools and associations.....	1,637,764	0	1,637,764	2,453,133
2505. Other assets tri-party/tax credit bonds.....	1,112,235	0	1,112,235	1,283,232
2506. Other assets nonadmitted.....	181,026	181,026	0	0
2507. Suspense, undistributed payments.....	(761)	0	(761)	84
2508. Assumed reinsurance receivable and payable.....	(10,627)	0	(10,627)	(13,413)
2597. Summary of remaining write-ins for Line 25.....	2,919,637	181,026	2,738,611	3,723,036

Additional Write-ins for Statement of Income:

	1 Current Year to Date	2 Prior Year to Date	3 Prior Year Ended December 31
1404. Profit and loss, miscellaneous.....	(712,056)	(574,969)	(1,132,083)
1497. Summary of remaining write-ins for Line 14.....	(712,056)	(574,969)	(1,132,083)

THE STANDARD FIRE INSURANCE COMPANY
SCHEDULE A - VERIFICATION

Real Estate

	1 Year to Date	2 Prior Year Ended December 31
1. Book/adjusted carrying value, December 31 of prior year.....	.0	.0
2. Cost of acquired:		
2.1 Actual cost at time of acquisition.....	.0	.0
2.2 Additional investment made after acquisition.....	.0	.0
3. Current year change in encumbrances.....	.0	.0
4. Total gain (loss) on disposals.....	.0	.0
5. Deduct amounts received on disposals.....	.0	.0
6. Total foreign exchange change in book/adjusted carrying value.....	.0	.0
7. Deduct current year's other-than-temporary impairment recognized.....	.0	.0
8. Deduct current year's depreciation.....	.0	.0
9. Book/adjusted carrying value at end of current period (Lines 1+2+3+4-5+6-7-8).....	.0	.0
10. Deduct total nonadmitted amounts.....	.0	.0
11. Statement value at end of current period (Line 9 minus Line 10).....	.0	.0

NONE

SCHEDULE B - VERIFICATION

Mortgage Loans

	1 Year to Date	2 Prior Year Ended December 31
1. Book value/recorded investment excluding accrued interest, December 31 of prior year.....	.0	.0
2. Cost of acquired:		
2.1 Actual cost at time of acquisition.....	.0	.0
2.2 Additional investment made after acquisition.....	.0	.0
3. Capitalized deferred interest and other.....	.0	.0
4. Accrual of discount.....	.0	.0
5. Unrealized valuation increase (decrease).....	.0	.0
6. Total gain (loss) on disposals.....	.0	.0
7. Deduct amounts received on disposals.....	.0	.0
8. Deduct amortization of premium and mortgage interest points and commitment fees.....	.0	.0
9. Total foreign exchange change in book value/recorded investment excluding accrued interest.....	.0	.0
10. Deduct current year's other-than-temporary impairment recognized.....	.0	.0
11. Book value/recorded investment excluding accrued interest at end of current period (Lines 1+2+3+4+5+6-7-8+9-10).....	.0	.0
12. Total valuation allowance.....	.0	.0
13. Subtotal (Line 11 plus Line 12).....	.0	.0
14. Deduct total nonadmitted amounts.....	.0	.0
15. Statement value at end of current period (Line 13 minus Line 14).....	.0	.0

NONE

SCHEDULE BA - VERIFICATION

Other Long-Term Invested Assets

	1 Year to Date	2 Prior Year Ended December 31
1. Book/adjusted carrying value, December 31 of prior year.....	342,663,660	317,095,630
2. Cost of acquired:		
2.1 Actual cost at time of acquisition.....	.0	.0
2.2 Additional investment made after acquisition.....	8,506,910	46,773,409
3. Capitalized deferred interest and other.....	.0	.0
4. Accrual of discount.....	.0	.0
5. Unrealized valuation increase (decrease).....	7,780,770	10,212,893
6. Total gain (loss) on disposals.....	.0	(1,044)
7. Deduct amounts received on disposals.....	7,914,996	23,073,562
8. Deduct amortization of premium and depreciation.....	162,849	490,980
9. Total foreign exchange change in book/adjusted carrying value.....	.0	.0
10. Deduct current year's other-than-temporary impairment recognized.....	47,457	7,852,685
11. Book/adjusted carrying value at end of current period (Lines 1+2+3+4+5+6-7-8+9-10).....	350,826,039	342,663,660
12. Deduct total nonadmitted amounts.....	26,464,148	25,908,666
13. Statement value at end of current period (Line 11 minus Line 12).....	324,361,891	316,754,994

SCHEDULE D - VERIFICATION

Bonds and Stocks

	1 Year to Date	2 Prior Year Ended December 31
1. Book/adjusted carrying value of bonds and stocks, December 31 of prior year.....	2,695,455,261	2,758,413,039
2. Cost of bonds and stocks acquired.....	113,962,312	379,893,310
3. Accrual of discount.....	581,553	1,271,443
4. Unrealized valuation increase (decrease).....	28,480,239	6,401,279
5. Total gain (loss) on disposals.....	32,144	4,765,284
6. Deduct consideration for bonds and stocks disposed of.....	151,067,913	440,213,592
7. Deduct amortization of premium.....	5,369,073	11,363,119
8. Total foreign exchange change in book/adjusted carrying value.....	.0	.0
9. Deduct current year's other-than-temporary impairment recognized.....	.0	3,712,382
10. Book/adjusted carrying value at end of current period (Lines 1+2+3+4+5-6-7+8-9).....	2,682,074,524	2,695,455,261
11. Deduct total nonadmitted amounts.....	289,700	179,135
12. Statement value at end of current period (Line 10 minus Line 11).....	2,681,784,823	2,695,276,127

SCHEDULE D - PART 1B

Showing the Acquisitions, Dispositions and Non-Trading Activity
During the Current Quarter for all Bonds and Preferred Stock by NAIC Designation

NAIC Designation	1 Book/Adjusted Carrying Value Beginning of Current Quarter	2 Acquisitions During Current Quarter	3 Dispositions During Current Quarter	4 Non-Trading Activity During Current Quarter	5 Book/Adjusted Carrying Value End of First Quarter	6 Book/Adjusted Carrying Value End of Second Quarter	7 Book/Adjusted Carrying Value End of Third Quarter	8 Book/Adjusted Carrying Value December 31 Prior Year
BONDS								
1. NAIC 1 (a).....	1,832,063,782	422,499,938	424,017,872	(14,895,554)	1,832,063,782	1,815,650,294		1,835,588,076
2. NAIC 2 (a).....	287,986,955	2,985,070	4,005,701	11,863,553	287,986,955	298,829,878		295,491,246
3. NAIC 3 (a).....	65,175,285	6,578,564	14,682,051	(812,226)	65,175,285	56,259,573		68,394,890
4. NAIC 4 (a).....	22,172,390	0	498,002	1,158,128	22,172,390	22,832,516		18,057,354
5. NAIC 5 (a).....	2,269,367	0	86,506	(1)	2,269,367	2,182,860		2,354,292
6. NAIC 6 (a).....	0	0	27,185	610,905	0	583,720		0
7. Total Bonds.....	2,209,667,779	432,063,572	443,317,317	(2,075,195)	2,209,667,779	2,196,338,839	0	2,219,885,859
PREFERRED STOCK								
8. NAIC 1.....	0	0	0	0	0	0		0
9. NAIC 2.....	0	0	0	0	0	0		0
10. NAIC 3.....	0	0	0	0	0	0		0
11. NAIC 4.....	0	0	0	0	0	0		0
12. NAIC 5.....	0	0	0	0	0	0		0
13. NAIC 6.....	0	0	0	0	0	0		0
14. Total Preferred Stock.....	0	0	0	0	0	0	0	0
15. Total Bonds and Preferred Stock.....	2,209,667,779	432,063,572	443,317,317	(2,075,195)	2,209,667,779	2,196,338,839	0	2,219,885,859

QS102

(a) Book/Adjusted Carrying Value column for the end of the current reporting period includes the following amount of non-rated short-term and cash equivalent bonds by NAIC designation:
NAIC 1 \$.....0; NAIC 2 \$.....0; NAIC 3 \$.....0; NAIC 4 \$.....0; NAIC 5 \$.....0; NAIC 6 \$.....0.

THE STANDARD FIRE INSURANCE COMPANY
SCHEDULE DA - PART 1

Short-Term Investments

	1 Book/Adjusted Carrying Value	2 Par Value	3 Actual Cost	4 Interest Collected Year To Date	5 Paid for Accrued Interest Year To Date
9199999.....	70,826,041	XXX.....	70,826,041	12,869	0

SCHEDULE DA - VERIFICATION

Short-Term Investments

	1 Year To Date	2 Prior Year Ended December 31
1. Book/adjusted carrying value, December 31 of prior year.....	53,726,288	65,511,456
2. Cost of short-term investments acquired.....	614,265,116	1,227,105,249
3. Accrual of discount.....	0	0
4. Unrealized valuation increase (decrease).....	0	0
5. Total gain (loss) on disposals.....	0	0
6. Deduct consideration received on disposals.....	597,165,363	1,238,890,417
7. Deduct amortization of premium.....	0	0
8. Total foreign exchange change in book/adjusted carrying value.....	0	0
9. Deduct current year's other-than-temporary impairment recognized.....	0	0
10. Book/adjusted carrying value at end of current period (Lines 1+2+3+4+5-6-7+8-9).....	70,826,041	53,726,288
11. Deduct total nonadmitted amounts.....	0	0
12. Statement value at end of current period (Line 10 minus Line 11).....	70,826,041	53,726,288

**Sch. DB - Pt. A - Verification
NONE**

**Sch. DB - Pt. B - Verification
NONE**

**Sch. DB - Pt. C - Sn. 1
NONE**

**Sch. DB - Pt. C - Sn. 2
NONE**

**Sch. DB - Verification
NONE**

THE STANDARD FIRE INSURANCE COMPANY
SCHEDULE E- VERIFICATION

Cash Equivalents

	1 Year To Date	2 Prior Year Ended December 31
1. Book/adjusted carrying value, December 31 of prior year.....	.0	20,000,000
2. Cost of cash equivalents acquired.....	.0	20,000,000
3. Accrual of discount.....	.0	.0
4. Unrealized valuation increase (decrease).....	.0	.0
5. Total gain (loss) on disposals.....	.0	.0
6. Deduct consideration received on disposals.....	.0	40,000,000
7. Deduct amortization of premium.....	.0	.0
8. Total foreign exchange change in book/ adjusted carrying value.....	.0	.0
9. Deduct current year's other-than-temporary impairment recognized.....	.0	.0
10. Book/adjusted carrying value at end of current period (Lines 1+2+3+4+5-6-7+8-9).....	.0	.0
11. Deduct total nonadmitted amounts.....	.0	.0
12. Statement value at end of current period (Line 10 minus Line 11).....	.0	.0

**Sch. A - Pt. 2
NONE**

**Sch. A - Pt. 3
NONE**

**Sch. B - Pt. 2
NONE**

**Sch. B - Pt. 3
NONE**

SCHEDULE BA - PART 2

Showing Other Long-Term Invested Assets ACQUIRED AND ADDITIONS MADE During the Current Quarter

1 CUSIP Identification	2 Name or Description	3 Location		5 Name of Vendor or General Partner	6 NAIC Designation	7 Date Originally Acquired	8 Type and Strategy	9 Actual Cost at Time of Acquisition	10 Additional Investment Made after Acquisition	11 Amount of Encumbrances	12 Commitment for Additional Investment	13 Percentage of Ownership
		City	State									
Joint Venture or Partnership Interests That Have Underlying Characteristics of Common Stocks - Unaffiliated												
	Asia Pacific Growth Fund III, L.P.....	Palo Alto.....	CA..	H&Q Asia.....		08/17/1999.....10(90)000.050
	Blackstone Capital Partners V L.P.....	New York.....	NY..	Blackstone Group.....		12/07/2005.....3019701,048,8310.110
	Chartwell Investors II, L.P.....	New York.....	NY..	Chartwell Managers.....		02/03/1999.....30926000.180
	Excellere Capital Fund II, L.P.....	Denver.....	CO..	Excellere Partners.....		12/15/2010.....30182,440012,018,0393.830
	Thompson Street Capital Partners III, L.P.....	St. Louis.....	MO..	Thompson Street Capital Partners.....		08/04/2011.....3037,49602,055,1413.740
	VMG Partners II, L.P.....	San Francisco.....	CA..	VMG Equity Partners.....		06/15/2011.....30285,32502,132,1563.880
1599999. Total - Joint Venture or Partnership Interests That Have Underlying Characteristics of Common Stocks - Unaffiliated.....							0506,294017,254,168XXX.....
Joint Venture or Partnership Interests That Have Underlying Characteristics of Real Estate - Unaffiliated												
	AEW Partners V, L.P.....	Boston.....	MA..	AEW.....		07/31/2005.....00(54)02,572,3662.030
99. Total - Joint Venture or Partnership Interests That Have Underlying Characteristics of Real Estate - Unaf.....							0(54)02,572,366XXX.....
Joint Venture or Partnership Interests That Have Underlying Characteristics of Other - Unaffiliated												
	CI Capital Investors II, L.P.....	New York.....	NY..	CI Capital Partners LLC.....		11/23/2010.....301,188,90804,537,3192.390
	Cohesive Capital Partners, L.P.....	New York.....	NY..	Cohesive Capital Partners.....		11/15/2010.....30(176,628)04,641,45012.610
	Global Infrastructure Partners II-A, L.P.....	New York.....	NY..	Global Infrastructure Partners.....		12/03/2011.....002,375,43706,891,9861.410
	Gridiron Capital Fund II, L.P.....	New Caanan.....	CT..	Gridiron Capital.....		05/23/2011.....30(20,506)01,227,9253.280
	Level Equity Growth Partners I, L.P.....	New York.....	NY..	Level Equity Management LLC.....		04/06/2011.....00277,47201,871,6878.490
	Monomoy Capital Partners II, L.P.....	New York.....	NY..	Monomoy Capital Partners.....		09/17/2010.....001,765,82306,457,4783.410
	Snow Phipps II, L.P.....	New York.....	NY..	Snow Phipps Group LLC.....		03/04/2011.....301,416,5930352,4161.670
99999. Total - Joint Venture or Partnership Interests That Have Underlying Characteristics of Other - Unaffilia.....							06,827,099025,980,261XXX.....
Any Other Class of Asset - Unaffiliated												
	NC Solar Fund II, LP.....	Charlotte.....	NC..	Double Time Capital.....		10/03/2014.....0034,236078,66716.000
4299999. Total - Any Other Class of Asset - Unaffiliated.....							034,236078,667XXX.....
4499999. Subtotal - Unaffiliated.....							07,367,575045,885,461XXX.....
4699999. Totals.....							07,367,575045,885,461XXX.....

Q003

SCHEDULE BA - PART 3

Showing Other Long-Term Invested Assets DISPOSED, Transferred or Repaid During the Current Quarter

1 CUSIP Identification	2 Name or Description	3 Location		5 Name of Purchaser or Nature of Disposal	6 Date Originally Acquired	7 Disposal Date	8 Book/Adjusted Carrying Value Less Encumbrances, Prior Year	9 Changes in Book/Adjusted Carrying Value						15 Book/Adjusted Carrying Value Less Encumbrances on Disposal	16 Consideration	17 Foreign Exchange Gain (Loss) on Disposal	18 Realized Gain (Loss) on Disposal	19 Total Gain (Loss) on Disposal	20 Investment Income
		City	State					9 Unrealized Valuation Increase (Decrease)	10 Current Year's (Depreciation) or (Amortization) / Accretion	11 Current Year's Other-Than-Temporary Impairment Recognized	12 Capitalized Deferred Interest and Other	13 Total Change in B./A.C.V. (9+10-11+12)	14 Total Foreign Exchange Change in B./A.C.V.						
	AG Super Fund, LP.....	New York.....	NY..	Distribution.....	08/01/2005	04/28/201646,5360000046,53646,5360000	
	Asia Pacific Growth Fund III, L.P.....	Palo Alto.....	CA..	Distribution.....	08/17/1999	05/27/2016(90)00000(90)(90)0000	
	BCP V-S L.P.....	New York.....	NY..	Distribution.....	12/07/2005	06/24/2016385,53300000385,533385,5330000	
	Blackstone Capital Partners V L.P.....	New York.....	NY..	Distribution.....	12/07/2005	06/24/20161,360,941000001,360,9411,360,9410000	
	Chartwell Investors II, L.P.....	New York.....	NY..	Distribution.....	02/03/1999	04/19/20162,968000002,9682,9680000	
	Cypress Merchant Banking Partners II L.P.....	New York.....	NY..	Distribution.....	10/21/1998	05/16/2016114,96200000114,962114,9620000	
	Greenwich Street Capital Partners II, L.P.....	Florham Park.....	NJ..	Liquidation.....	12/29/2000	04/28/20161(1)000(1)000000	
1599999. Total - Joint Venture or Partnership Interests That Have Underlying Characteristics of Common Stocks - Unaffiliated.....							1,910,851(1)00(1)01,910,8501,910,8500000

SCHEDULE BA - PART 3

Showing Other Long-Term Invested Assets DISPOSED, Transferred or Repaid During the Current Quarter

1	2	Location		5	6	7	8	Changes in Book/Adjusted Carrying Value						15	16	17	18	19	20
		3	4					9	10	11	12	13	14						
CUSIP Identification	Name or Description	City	State	Name of Purchaser or Nature of Disposal	Date Originally Acquired	Disposal Date	Book/Adjusted Carrying Value Less Encumbrances, Prior Year	Unrealized Valuation Increase (Decrease)	Current Year's (Depreciation) or (Amortization) / Accretion	Current Year's Other-Than-Temporary Impairment Recognized	Capitalized Deferred Interest and Other	Total Change in B./A.C.V. (9+10-11+12)	Total Foreign Exchange Change in B./A.C.V.	Book/Adjusted Carrying Value Less Encumbrances on Disposal	Consideration	Foreign Exchange Gain (Loss) on Disposal	Realized Gain (Loss) on Disposal	Total Gain (Loss) on Disposal	Investment Income
Joint Venture or Partnership Interests That Have Underlying Characteristics of Real Estate - Unaffiliated																			
	AEW Partners V, L.P.....	Boston.....	MA..	Distribution.....	07/31/2005	06/29/2016232,601000000232,601232,6010000
1799999	Total - Joint Venture or Partnership Interests That Have Underlying Characteristics of Real Estate - Unaffiliated.....																		
						232,601000000232,601232,6010000
Joint Venture or Partnership Interests That Have Underlying Characteristics of Other - Unaffiliated																			
	Cohesive Capital Partners, L.P.....	New York.....	NY..	Distribution.....	11/15/2010	05/16/2016(169,576)000000(169,576)(169,576)0000
	Gridiron Capital Fund II, L.P.....	New Caanan.....	CT..	Distribution.....	05/23/2011	05/16/2016(20,506)000000(20,506)(20,506)0000
	Questor Partners Fund II, L.P.....	Southfield.....	MI...	Distribution.....	02/24/1999	06/22/201613,33100000013,33113,3310000
	Reservoir Capital Partners, L.P.....	New York.....	NY..	Distribution.....	10/01/1999	04/29/20161,6590000001,6591,6590000
2199999	Total - Joint Venture or Partnership Interests That Have Underlying Characteristics of Other - Unaffiliated.....																		
						(175,092)000000(175,092)(175,092)0000
4499999	Subtotal - Unaffiliated.....																		
						1,968,360(1)000(1)01,968,3591,968,3590000
4699999	Totals.....																		
						1,968,360(1)000(1)01,968,3591,968,3590000

QE03.1

SCHEDULE D - PART 3

Show all Long-Term Bonds and Stock Acquired During the Current Quarter

1	2	3	4	5	6	7	8	9	10
CUSIP Identification	Description	Foreign	Date Acquired	Name of Vendor	Number of Shares of Stock	Actual Cost	Par Value	Paid for Accrued Interest and Dividends	NAIC Designation or Market Indicator (a)
Bonds - U.S. Political Subdivisions of States, Territories and Possessions									
166393 ST 1	CHESTERFIELD CO GENERAL 3.125 2033 01		06/14/2016	CITIGROUP GLOBAL MARKETS		2,214,289	2,095,000	0	1FE
18347A JJ 1	CLAY CO PUB SCH DIST #53 4.000 2030 03		05/10/2016	GEORGE K BAUM & CO		1,945,089	1,700,000	0	1FE
346766 TG 3	FORT BEND CO GENERAL OBL 5.000 2034 03		05/09/2016	LOOP CAPITAL MARKETS		2,013,924	1,650,000	1,375	1FE
425507 DM 9	HENNEPIN CO GENERAL OBLI 5.000 2033 12		06/23/2016	BAS-MERRILL LYNCH		3,983,836	3,115,000	0	1FE
479340 UJ 8	JOHNSTON CO GEN OBLIG S2 3.000 2035 02		04/26/2016	BAS-MERRILL LYNCH		1,728,353	1,750,000	0	1FE
498098 RF 1	KITSAP CO SD#401 CENTRAL 4.000 2033 12		04/21/2016	PIPER JAFFRAY		3,344,100	3,000,000	0	1FE
512445 N6 0	LAKEVILLE GENERAL OBLIGA 3.250 2037 02		06/20/2016	PIPER JAFFRAY		264,239	255,000	0	1FE
605792 QX 1	MISSOULA CO GENERAL OBLI 4.000 2032 07		05/10/2016	BAS-MERRILL LYNCH		433,504	380,000	0	1FE
630412 XA 7	NAPERVILLE GENERAL OBLIG 3.500 2031 12		06/08/2016	MORGAN STANLEY		1,001,796	935,000	0	1FE
663821 XE 1	NORTHBROOK GENERAL OBLIG 3.000 2032 12		04/12/2016	PIPER JAFFRAY		1,147,269	1,135,000	0	1FE
677765 EF 2	OHLONE CCD GO S2016C 4.000 2031 08		04/26/2016	PIPER JAFFRAY		1,136,240	1,000,000	0	1FE
680616 F6 1	OLENTANGY LOCAL SD GO S2 4.000 2035 12		06/09/2016	FIFTH THIRD SECURITIES		842,828	750,000	0	1FE
720362 CT 7	PIERCE CO FIRE PROTECTIO 4.000 2028 12		04/07/2016	DA DAVIDSON		374,329	330,000	0	1FE
727177 RJ 8	PLANO GEN OBLIG LTD REF 5.000 2030 09		04/26/2016	J P MORGAN CHASE SECURITIES INC		732,479	590,000	0	1FE
797508 GK 8	SAN DIEGUITO UHSD GO S20 4.000 2030 08		06/28/2016	STIFEL NICOLAUS & CO INC		434,069	365,000	0	1FE
89453P VV 8	TRAVIS CO ROAD GENERAL O 2.500 2029 03		04/19/2016	CITIGROUP GLOBAL MARKETS		1,330,270	1,320,000	1,467	1FE
2499999	Total Bonds - U.S. Political Subdivisions of States, Territories and Possessions					22,926,613	20,370,000	2,842	XXX
Bonds - U.S. Special Revenue and Special Assessment									
10146H LB 0	BOULDER CO WATER & SEWER 2.750 2031 12		05/03/2016	BAS-MERRILL LYNCH		2,003,606	1,950,000	0	1FE
24916T DW 6	DENVER CITY & CO WTR COM 2.625 2028 09		05/10/2016	CITIGROUP GLOBAL MARKETS		2,578,511	2,455,000	0	1FE
298245 JZ 5	EUGENE WATER REVENUE UTI 4.000 2035 08		04/26/2016	RBC CAPITAL MARKETS		445,700	400,000	0	1FE
426170 ND 4	HENRICO CO WTR & SWR REF 5.000 2038 05		05/17/2016	RAYMOND JAMES & ASSOC		1,968,214	1,595,000	0	1FE
686507 GX 6	ORLANDO UTIL COMM UTIL S 5.000 2030 10		06/22/2016	CITIGROUP GLOBAL MARKETS		2,559,760	2,000,000	0	1FE
924214 XH 7	VERMONT MUNI BOND BANK S 5.000 2034 12		06/29/2016	CITIGROUP GLOBAL MARKETS		2,235,673	1,765,000	0	1FE
3199999	Total Bonds - U.S. Special Revenue and Special Assessment					11,791,463	10,165,000	0	XXX
Bonds - Industrial and Miscellaneous									
000000 00 0	ALBLLC TLB6 1L 4.750 2023 06		06/02/2016	CREDIT SUISSE FIRST BOSTON		6,578,564	6,595,052	0	3FE
17401Q AE 1	CITIZENS BANK 2.550 2021 05		05/10/2016	MORGAN STANLEY		999,070	1,000,000	0	2FE
26444G AC 7	DUKE ENERGY FLORIDA PROJ 2.538 2029 09		06/15/2016	RBC CAPITAL MARKETS		999,960	1,000,000	0	1FE
548661 DM 6	LOWES COMPANIES 2.500 2026 04		04/11/2016	WELLS FARGO SECURITIES		995,440	1,000,000	0	1FE
74256L AU 3	PRINCIPAL LIFE GLOBAL FU 3.000 2026 04		04/11/2016	CREDIT SUISSE FIRST BOSTON		997,340	1,000,000	0	1FE
855244 AK 5	STARBUCKS CORP 2.450 2026 06		05/11/2016	BAS-MERRILL LYNCH		997,680	1,000,000	0	1FE
887317 BA 2	TIME WARNER INC 2.950 2026 07		05/05/2016	CITIGROUP GLOBAL MARKETS		987,020	1,000,000	0	2FE
94106L BD 0	WASTE MANAGEMENT INC 2.400 2023 05		05/09/2016	BAS-MERRILL LYNCH		998,980	1,000,000	0	2FE
000000 00 0	PETROS CARETH REID TRUST 5.070 2036 09		05/19/2016	PETROS PARTNERS		378,254	360,242	341	1Z
000000 00 0	PETROS CBI 4.710 2036 11		06/24/2016	PETROS PARTNERS		468,679	446,361	0	1Z
000000 00 0	PETROS FAMILY ELDERCARE 4.777 2035 11		04/20/2016	PETROS PARTNERS		274,529	262,906	0	1Z
000000 00 0	PETROS FIRST BANK BUILDI 4.210 2037 01		05/25/2016	PETROS PARTNERS		5,145,770	5,000,000	0	1Z
000000 00 0	PETROS TIERNEY TRUST 5.105 2036 09		05/05/2016	PETROS PARTNERS		517,911	493,974	4,413	1Z

QE04

SCHEDULE D - PART 3

Show all Long-Term Bonds and Stock Acquired During the Current Quarter

1	2	3	4	5	6	7	8	9	10
CUSIP Identification	Description	Foreign	Date Acquired	Name of Vendor	Number of Shares of Stock	Actual Cost	Par Value	Paid for Accrued Interest and Dividends	NAIC Designation or Market Indicator (a)
000000 00 0	PETROS US BANK BUILDING 4.220 2037 01.....		06/22/2016....	PETROS PARTNERS.....		3,893,077	3,820,000	0	1Z.....
000000 00 0	PETROS 375 JACKSON BUILD 4.220 2037 01.....		06/22/2016....	PETROS PARTNERS.....		1,426,782	1,400,000	0	1Z.....
3899999	Total Bonds - Industrial and Miscellaneous.....					25,659,056	25,378,535	4,754	XXX
8399997	Total Bonds - Part 3.....					60,377,133	55,913,535	7,596	XXX
8399999	Total Bonds.....					60,377,133	55,913,535	7,596	XXX
9999999	Total Bonds, Preferred and Common Stocks.....					60,377,133	XXX	7,596	XXX

(a) For all common stock bearing the NAIC market indicator "U" provide: the number of such issues:.....0.

QE04.1

SCHEDULE D - PART 4

Show All Long-Term Bonds and Stock Sold, Redeemed or Otherwise Disposed of During the Current Quarter

1	2	3	4	5	6	7	8	9	10	Change in Book/Adjusted Carrying Value					16	17	18	19	20	21	22
										11	12	13	14	15							
CUSIP Identification	Description	F o r e i g n	Disposal Date	Name of Purchaser	Number of Shares of Stock	Consideration	Par Value	Actual Cost	Prior Year Book/Adjusted Carrying Value	Unrealized Valuation Increase/(Decrease)	Current Year's (Amortization)/ Accretion	Current Year's Other-Than-Temporary Impairment Recognized	Total Change in B./A.C.V. (11+12-13)	Total Foreign Exchange Change in B./A.C.V.	Book/Adjusted Carrying Value at Disposal Date	Foreign Exchange Gain (Loss) on Disposal	Realized Gain (Loss) on Disposal	Total Gain (Loss) on Disposal	Bond Interest / Stock Dividends Received During Year	Stated Contractual Maturity Date	NAIC Designation or Market Indicator (a)
Bonds - U.S. Government																					
38373R	C9 8 GNR 2001-49 Z CMO 7.000		06/16/2016	PAID ON PRINCIPAL		270,257	270,257	269,967	269,469	0	788	0	788	0	270,257	0	0	0	8,027	10/16/2031	1
38378X	PZ 8 GNR 2014-130 A 2.099		06/16/2016	PAID ON PRINCIPAL		196,788	196,788	195,934	196,139	0	649	0	649	0	196,788	0	0	0	1,763	06/16/2040	1
0599999. Total Bonds - U.S. Government						467,045	467,045	465,901	465,608	0	1,437	0	1,437	0	467,045	0	0	0	9,790	XXX	XXX
Bonds - U.S. States, Territories and Possessions																					
452150	T9 6 ILLINOIS GEN OBLIG 1ST 5.500		05/01/2016	MATURED		5,000,000	5,000,000	5,288,100	5,008,307	0	(8,307)	0	(8,307)	0	5,000,000	0	0	0	137,500	05/01/2016	1FE
1799999. Total Bonds - U.S. States, Territories and Possessions						5,000,000	5,000,000	5,288,100	5,008,307	0	(8,307)	0	(8,307)	0	5,000,000	0	0	0	137,500	XXX	XXX
Bonds - U.S. Political Subdivisions of States, Territories and Possessions																					
083774	DW 6 BERGEN CO IMPT AUTH CN 4.375		04/19/2016	REDEEMED		1,585,000	1,585,000	1,635,466	1,584,992	0	8	0	8	0	1,585,000	0	0	0	43,918	09/01/2017	1FE
083774	DX 4 BERGEN CO IMPT AUTH CN 4.250		04/19/2016	REDEEMED		1,710,000	1,710,000	1,736,043	1,710,000	0	(0)	0	(0)	0	1,710,000	0	0	0	46,028	09/01/2018	1FE
495224	G7 6 KING CO SD#411 ISSAQUA 5.000		06/01/2016	REDEEMED		3,500,000	3,500,000	3,671,990	3,508,474	0	(8,474)	0	(8,474)	0	3,500,000	0	0	0	87,500	12/01/2020	1FE
495224	G8 4 KING CO SD#411 ISSAQUA 5.000		06/01/2016	REDEEMED		5,000,000	5,000,000	5,237,400	5,011,694	0	(11,694)	0	(11,694)	0	5,000,000	0	0	0	125,000	12/01/2021	1FE
495224	G9 2 KING CO SD#411 ISSAQUA 5.000		06/01/2016	REDEEMED		5,000,000	5,000,000	5,229,150	5,011,282	0	(11,282)	0	(11,282)	0	5,000,000	0	0	0	125,000	12/01/2022	1FE
681712	PE 9 OMAHA GENERAL OBLIGATI 5.250		04/01/2016	MATURED		5,400,000	5,400,000	6,331,068	5,423,078	0	(23,078)	0	(23,078)	0	5,400,000	0	0	0	141,750	04/01/2016	1FE
795574	NF 5 SALT LAKE CITY GO REF 5.500		06/15/2016	MATURED		1,000,000	1,000,000	1,141,550	1,006,126	0	(6,126)	0	(6,126)	0	1,000,000	0	0	0	27,500	06/15/2016	1FE
2499999. Total Bonds - U.S. Political Subdivisions of States, Territories and Possessions						23,195,000	23,195,000	24,982,668	23,255,646	0	(60,646)	0	(60,646)	0	23,195,000	0	0	0	596,695	XXX	XXX
Bonds - U.S. Special Revenue and Special Assessment																					
05053*	AA 3 AUBURN HSG DEV CORP S7 7.400		06/15/2016	REDEEMED		5,600	5,600	5,600	5,600	0	0	0	0	0	5,600	0	0	0	173	04/15/2021	5*
250119	CE 2 DES MOINES MET WASTE W 5.000		06/01/2016	REDEEMED		1,405,000	1,405,000	1,519,156	1,410,894	0	(5,894)	0	(5,894)	0	1,405,000	0	0	0	35,125	06/01/2025	1FE
250119	CF 9 DES MOINES MET WASTE W 5.000		06/01/2016	REDEEMED		1,475,000	1,475,000	1,592,440	1,481,066	0	(6,066)	0	(6,066)	0	1,475,000	0	0	0	36,875	06/01/2026	1FE
250119	CG 7 DES MOINES MET WASTE W 5.000		06/01/2016	REDEEMED		1,550,000	1,550,000	1,670,869	1,556,247	0	(6,247)	0	(6,247)	0	1,550,000	0	0	0	38,750	06/01/2027	1FE
759911	ZG 8 ILLINOIS REGL TRANS AU 5.750		06/01/2016	MATURED		6,575,000	6,575,000	7,764,352	6,626,825	0	(51,825)	0	(51,825)	0	6,575,000	0	0	0	189,031	06/01/2016	1FE
476595	AA 1 JERSEY CITY HSG FIN CO 7.400		06/01/2016	REDEEMED		64,257	64,257	64,257	64,257	0	0	0	0	0	64,257	0	0	0	1,983	12/01/2021	5*
60000*	AA 2 MILL POND TWR NONPROFI 7.125		06/15/2016	REDEEMED		16,649	16,649	16,649	16,649	0	0	0	0	0	16,649	0	0	0	494	07/15/2020	5*
88283L	BB 1 TEXAS TRANSN COMMN FIR 5.000		04/01/2016	REDEEMED		10,000,000	10,000,000	10,501,900	10,014,229	0	(14,229)	0	(14,229)	0	10,000,000	0	0	0	250,000	04/01/2023	1FE
938865	BM 3 WASHINGTON HSG DEV COR 7.250		06/01/2016	REDEEMED		15,359	15,359	15,359	15,359	0	0	0	0	0	15,359	0	0	0	464	03/01/2020	1
938865	BL 5 WASHINGTON HSG DEV COR 7.250		06/01/2016	REDEEMED		14,558	14,558	14,558	14,558	0	0	0	0	0	14,558	0	0	0	440	06/01/2020	1
31296L	B2 6 FHLMO GOLD PASSTHRU 5.500		06/15/2016	PAID ON PRINCIPAL		137,990	137,990	131,586	133,867	0	4,124	0	4,124	0	137,990	0	0	0	3,499	08/15/2033	1
31296L	QV 6 FHLMO GOLD PASSTHRU 5.500		06/15/2016	PAID ON PRINCIPAL		176	176	168	167	0	8	0	8	0	176	0	0	0	4	08/15/2033	1
31292H	X4 1 FHLMO GOLD PASSTHRU 5.500		06/15/2016	PAID ON PRINCIPAL		16,489	16,489	15,972	16,085	0	404	0	404	0	16,489	0	0	0	367	08/15/2033	1
31294K	Q7 3 FHLMO GOLD PASSTHRU 5.000		06/15/2016	PAID ON PRINCIPAL		80,758	80,758	81,994	80,944	0	(186)	0	(186)	0	80,758	0	0	0	1,673	05/15/2018	1
3128H3	W6 4 FHLMO GOLD PASSTHRU 5.000		06/15/2016	PAID ON PRINCIPAL		1,407	1,407	1,429	1,412	0	(5)	0	(5)	0	1,407	0	0	0	29	05/15/2018	1
3128H6	BP 8 FHLMO GOLD PASSTHRU 5.000		06/15/2016	PAID ON PRINCIPAL		406	406	412	407	0	(1)	0	(1)	0	406	0	0	0	8	07/15/2018	1
31283H	WY 7 FHLMO GOLD PASSTHRU 5.500		06/15/2016	PAID ON PRINCIPAL		5,258	5,258	5,093	5,121	0	137	0	137	0	5,258	0	0	0	120	06/15/2033	1
31283H	WZ 4 FHLMO GOLD PASSTHRU 6.000		06/15/2016	PAID ON PRINCIPAL		52,771	52,771	54,234	54,247	0	(1,476)	0	(1,476)	0	52,771	0	0	0	1,307	04/15/2033	1
31283Y	4Y 1 FHLMO GOLD PASSTHRU 6.500		06/15/2016	PAID ON PRINCIPAL		3,486	3,486	3,475	3,473	0	12	0	12	0	3,486	0	0	0	95	05/15/2028	1

QE05

SCHEDULE D - PART 4

Show All Long-Term Bonds and Stock Sold, Redeemed or Otherwise Disposed of During the Current Quarter

1	2	3	4	5	6	7	8	9	10	Change in Book/Adjusted Carrying Value					16	17	18	19	20	21	22
										11	12	13	14	15							
CUSIP Identification	Description	Forfeiting	Disposal Date	Name of Purchaser	Number of Shares of Stock	Consideration	Par Value	Actual Cost	Prior Year Book/Adjusted Carrying Value	Unrealized Valuation Increase/(Decrease)	Current Year's (Amortization)/Accretion	Current Year's Other-Than-Temporary Impairment Recognized	Total Change in B./A.C.V. (11+12-13)	Total Foreign Exchange Change in B./A.C.V.	Book/Adjusted Carrying Value at Disposal Date	Foreign Exchange Gain (Loss) on Disposal	Realized Gain (Loss) on Disposal	Total Gain (Loss) on Disposal	Bond Interest / Stock Dividends Received During Year	Stated Contractual Maturity Date	NAIC Designation or Market Indicator (a)
31283Y 4Z 8	FHLMC GOLD PASSTHRU 6.500		06/15/2016	PAID ON PRINCIPAL		2,810	2,810	2,801	2,800	0	10	0	10	0	2,810	0	0	0	88	05/15/2028	1
3133TE FV 1	FHR 2065 Z CMO 6.500		06/15/2016	PAID ON PRINCIPAL		68,964	68,964	62,292	64,760	0	4,204	0	4,204	0	68,964	0	0	0	1,791	06/15/2028	1
3133TR MZ 5	FHR 2285 Z CMO 6.500		06/15/2016	PAID ON PRINCIPAL		133,640	133,640	125,559	130,045	0	3,595	0	3,595	0	133,640	0	0	0	3,753	02/15/2031	1
3133TR ZA 6	FHR 2292 Z CMO 6.500		06/15/2016	PAID ON PRINCIPAL		41,082	41,082	39,234	40,329	0	753	0	753	0	41,082	0	0	0	1,128	03/15/2031	1
31371H K2 3	FNMA PASS TH #252413 6.500		06/25/2016	PAID ON PRINCIPAL		362	362	364	363	0	(2)	0	(2)	0	362	0	0	0	10	02/25/2029	1
31371K 5X 5	FNMA PASS TH #254762 5.000		06/25/2016	PAID ON PRINCIPAL		6,667	6,667	6,653	6,650	0	18	0	18	0	6,667	0	0	0	139	05/25/2023	1
31371L DM 8	FNMA PASS TH #254908 5.000		06/25/2016	PAID ON PRINCIPAL		35,325	35,325	35,557	35,395	0	(71)	0	(71)	0	35,325	0	0	0	732	09/25/2023	1
31371L EZ 8	FNMA PASS TH #254952 4.500		06/25/2016	PAID ON PRINCIPAL		6,623	6,623	6,638	6,612	0	11	0	11	0	6,623	0	0	0	124	11/25/2018	1
31378R S5 9	FNMA PASS TH #406540 6.500		06/25/2016	PAID ON PRINCIPAL		29	29	29	29	0	(0)	0	(0)	0	29	0	0	0	1	12/25/2027	1
313615 UQ 7	FNMA PASS TH #50991 6.500		06/25/2016	PAID ON PRINCIPAL		4,728	4,728	4,442	4,581	0	147	0	147	0	4,728	0	0	0	133	02/25/2024	1
31387W 2L 0	FNMA PASS TH #596679 6.500		06/25/2016	PAID ON PRINCIPAL		4,690	4,690	4,801	4,946	0	(257)	0	(257)	0	4,690	0	0	0	139	09/25/2031	1
31388D 5H 7	FNMA PASS TH #602148 5.500		06/25/2016	PAID ON PRINCIPAL		2,813	2,813	2,790	2,801	0	12	0	12	0	2,813	0	0	0	63	09/25/2016	1
31388R 4L 8	FNMA PASS TH #612927 5.500		06/25/2016	PAID ON PRINCIPAL		11,776	11,776	11,902	11,765	0	11	0	11	0	11,776	0	0	0	248	12/25/2016	1
31390Q R4 9	FNMA PASS TH #653107 5.500		06/25/2016	PAID ON PRINCIPAL		2,327	2,327	2,326	2,320	0	7	0	7	0	2,327	0	0	0	53	07/25/2017	1
31401B YE 9	FNMA PASS TH #703709 5.000		06/25/2016	PAID ON PRINCIPAL		18,560	18,560	18,760	18,558	0	2	0	2	0	18,560	0	0	0	384	02/25/2018	1
31402D GN 4	FNMA PASS TH #725705 5.000		06/25/2016	PAID ON PRINCIPAL		48,167	48,167	46,278	46,651	0	1,517	0	1,517	0	48,167	0	0	0	992	08/25/2034	1
31402E S3 3	FNMA PASS TH #726938 4.500		06/25/2016	PAID ON PRINCIPAL		11,305	11,305	10,896	11,017	0	289	0	289	0	11,305	0	0	0	236	08/25/2033	1
31402J ZY 6	FNMA PASS TH #730759 4.500		06/25/2016	PAID ON PRINCIPAL		12,133	12,133	11,693	11,826	0	307	0	307	0	12,133	0	0	0	264	08/25/2033	1
31402Q LF 6	FNMA PASS TH #734826 4.500		06/25/2016	PAID ON PRINCIPAL		17,038	17,038	16,420	16,605	0	432	0	432	0	17,038	0	0	0	293	08/25/2033	1
31403A 2X 2	FNMA PASS TH #743390 4.500		06/25/2016	PAID ON PRINCIPAL		11,397	11,397	11,422	11,379	0	18	0	18	0	11,397	0	0	0	212	11/25/2018	1
31403C HG 9	FNMA PASS TH #744631 5.000		06/25/2016	PAID ON PRINCIPAL		155,623	155,623	154,772	154,886	0	737	0	737	0	155,623	0	0	0	3,178	10/25/2033	1
31403C MF 5	FNMA PASS TH #744758 4.500		06/25/2016	PAID ON PRINCIPAL		1,499	1,499	1,504	1,497	0	2	0	2	0	1,499	0	0	0	28	10/25/2018	1
31403R BN 7	FNMA PASS TH #755245 4.500		06/25/2016	PAID ON PRINCIPAL		8,687	8,687	8,715	8,675	0	12	0	12	0	8,687	0	0	0	164	11/25/2018	1
31403R CK 2	FNMA PASS TH #755274 4.500		06/25/2016	PAID ON PRINCIPAL		5,678	5,678	5,691	5,669	0	9	0	9	0	5,678	0	0	0	110	12/25/2018	1
313921 B5 6	FNR 2001-59 Z CMO 7.000		06/25/2016	PAID ON PRINCIPAL		83,504	83,504	83,190	83,142	0	361	0	361	0	83,504	0	0	0	2,500	11/25/2031	1
31392B PT 7	FNR 2001-81 QG CMO 6.500		06/25/2016	PAID ON PRINCIPAL		90,374	90,374	90,402	90,219	0	155	0	155	0	90,374	0	0	0	2,429	01/25/2032	1
31392G EK 7	FNR 2002-90 A1 CMO 6.500		06/25/2016	PAID ON PRINCIPAL		12,803	12,803	13,321	13,223	0	(420)	0	(420)	0	12,803	0	0	0	337	06/25/2042	1
31393U LU 5	FNR 2003-122 TG CMO 5.000		06/25/2016	PAID ON PRINCIPAL		409,390	409,390	393,718	404,262	0	5,128	0	5,128	0	409,390	0	0	0	8,501	12/25/2023	1
3199999	Total Bonds - U.S. Special Revenue and Special Assessment					22,628,156	22,628,156	24,631,672	22,692,412	0	(64,256)	0	(64,256)	0	22,628,156	0	0	0	588,468	XXX	XXX

QE05.1

Bonds - Industrial and Miscellaneous

00038A AA 1	ABB TREASURY USA (144A 2.500	R	06/15/2016	MATURED		1,000,000	1,000,000	1,018,380	1,002,071	0	(2,071)	0	(2,071)	0	1,000,000	0	0	0	12,500	06/15/2016	1FE
01310# AB 5	ALBLLC TLB3 1L 5.125		06/22/2016	PAID ON PRINCIPAL		7,125,000	7,125,000	7,018,125	7,071,563	4,904	48,533	0	53,438	0	7,125,000	0	0	0	163,640	08/25/2019	3FE
032511 AX 5	ANADARKO PETROLEUM COR 5.950		05/02/2016	REDEEMED		1,019,720	1,000,000	1,075,310	1,009,130	0	(4,385)	0	(4,385)	0	1,004,745	0	14,975	14,975	37,518	09/15/2016	3FE
03759* AA 5	APEX TOOL GROUP TL B 1 4.500		06/30/2016	PAID ON PRINCIPAL		8,750	8,750	8,825	8,400	396	(46)	0	350	0	8,750	0	0	0	199	02/01/2020	4FE
038521 F* 6	ARAMARK CORP EXT TLE 1 3.250		05/31/2016	PAID ON PRINCIPAL		346,657	346,657	345,220	345,659	0	998	0	998	0	346,657	0	0	0	3,173	09/07/2019	3FE

SCHEDULE D - PART 4

Show All Long-Term Bonds and Stock Sold, Redeemed or Otherwise Disposed of During the Current Quarter

1	2	3	4	5	6	7	8	9	10	Change in Book/Adjusted Carrying Value					16	17	18	19	20	21	22
										11	12	13	14	15							
CUSIP Identification	Description	F o r e i g n	Disposal Date	Name of Purchaser	Number of Shares of Stock	Consideration	Par Value	Actual Cost	Prior Year Book/Adjusted Carrying Value	Unrealized Valuation Increase/ (Decrease)	Current Year's (Amortization)/ Accretion	Current Year's Other-Than-Temporary Impairment Recognized	Total Change in B./A.C.V. (11+12-13)	Total Foreign Exchange Change in B./A.C.V.	Book/Adjusted Carrying Value at Disposal Date	Foreign Exchange Gain (Loss) on Disposal	Realized Gain (Loss) on Disposal	Total Gain (Loss) on Disposal	Bond Interest / Stock Dividends Received During Year	Stated Contractual Maturity Date	NAIC Designation or Market Indicator (a)
948626 D@ 2	WEIGHT WATCHERS TL B2 4.000.....		06/30/2016.	REDEEMED.....		5,929	5,929	2,861	3,079	0	2,850	0	2,850	0	5,929	0	0	0	170	04/02/2020...	4.....
97381W C@ 1	WINDSTREAM CORP TL B5 3.500.....		06/30/2016.	PAID ON PRINCIPAL.....		2,500	2,500	2,475	2,400	86	14	0	100	0	2,500	0	0	0	45	08/08/2019...	3FE.....
989207 A* 6	ZEBRA TECHNOLOGIES COR 4.000.....		06/10/2016.	PAID ON PRINCIPAL.....		36,364	36,364	36,091	36,126	0	238	0	238	0	36,364	0	0	0	1,145	10/27/2021...	3FE.....
76720A AE 6	RIO TINTO FINANCE 1.625.....	F	04/27/2016.	TENDERED.....		1,005,850	1,000,000	994,520	998,143	0	365	0	365	0	998,507	0	7,343	7,343	11,194	08/21/2017...	1FE.....
00190V BH 3	ASG 2011-1 1A85 CMO (1 4.000.....		06/28/2016.	PAID ON PRINCIPAL.....		105,339	105,339	105,339	105,072	0	267	0	267	0	105,339	0	0	0	1,746	09/28/2035...	1FM.....
05948X SR 3	BOAMS 2003-7 A2 CMO 4.750.....		06/25/2016.	PAID ON PRINCIPAL.....		511,151	511,151	516,802	509,654	0	1,497	0	1,497	0	511,151	0	0	0	11,860	09/25/2018...	1FM.....
12669G DH 1	CWHL 2004-J8 1A1 CMO 4.750.....		06/25/2016.	PAID ON PRINCIPAL.....		70,669	70,669	70,624	70,448	0	221	0	221	0	70,669	0	0	0	1,400	11/25/2019...	1FM.....
126671 R3 2	CWL 2003-5 AF6 4.804.....		06/25/2016.	PAID ON PRINCIPAL.....		239,291	239,291	238,746	238,482	0	810	0	810	0	239,291	0	0	0	4,940	01/25/2034...	1FM.....
55265K K2 4	MASTR 2003-8 2A1 CMO 4.500.....		06/25/2016.	PAID ON PRINCIPAL.....		7,823	7,823	7,854	7,801	0	22	0	22	0	7,823	0	0	0	148	09/25/2018...	1FM.....
66987X CD 5	NHEL 2003-1 A1 1.213.....		06/27/2016.	PAID ON PRINCIPAL.....		3,011	3,011	2,636	2,520	0	491	0	491	0	3,011	0	0	0	15	05/25/2033...	1FM.....
76110W UX 2	RASC 2003-KS10 A16 4.540.....		06/25/2016.	PAID ON PRINCIPAL.....		14,919	14,919	14,917	14,879	0	40	0	40	0	14,919	0	0	0	300	12/25/2033...	1FM.....
92922F BK 3	WAMU 2003-S7 A1 CMO 4.500.....		06/25/2016.	PAID ON PRINCIPAL.....		17,116	17,116	16,806	16,988	0	128	0	128	0	17,116	0	0	0	321	08/25/2018...	1FM.....
92922F DE 5	WAMU 2003-S8 A2 CMO 5.000.....		06/25/2016.	PAID ON PRINCIPAL.....		15,982	15,982	16,082	15,931	0	51	0	51	0	15,982	0	0	0	335	09/25/2018...	1FM.....
55312V AD 0	MLCFC 2006-4 A3 5.172.....		06/12/2016.	PAID ON PRINCIPAL.....		630,398	630,398	651,428	632,658	0	(2,260)	0	(2,260)	0	630,398	0	0	0	14,855	12/12/2049...	1FM.....
000000 00 0	PETROS P&M LEASING INC 4.870.....		06/16/2016.	PAID ON PRINCIPAL.....		5,630	5,630	5,912	5,912	0	(282)	0	(282)	0	5,630	0	0	0	137	11/30/2035...	6*.....
000000 00 0	PETROS PK CAMBRIDGE CO 5.137.....		04/02/2016.	PAID ON PRINCIPAL.....		1,456	1,456	1,529	1,529	0	(73)	0	(73)	0	1,456	0	0	0	35	09/02/2035...	6*.....
3899999.	Total Bonds - Industrial and Miscellaneous.....					34,709,361	34,466,941	35,001,901	34,409,730	46,963	3,387	0	50,351	0	34,460,081	0	249,281	249,281	764,898	XXX	XXX
8399997.	Total Bonds - Part 4.....					85,999,562	85,757,142	90,370,242	85,831,704	46,963	(128,385)	0	(81,422)	0	85,750,281	0	249,281	249,281	2,097,351	XXX	XXX
8399999.	Total Bonds.....					85,999,562	85,757,142	90,370,242	85,831,704	46,963	(128,385)	0	(81,422)	0	85,750,281	0	249,281	249,281	2,097,351	XXX	XXX
9999999.	Total Bonds, Preferred and Common Stocks.....					85,999,562	XXX	90,370,242	85,831,704	46,963	(128,385)	0	(81,422)	0	85,750,281	0	249,281	249,281	2,097,351	XXX	XXX

QE05.3

(a) For all common stock bearing the NAIC market indicator "U" provide: the number of such issues:.....0.

Sch. DB - Pt. A - Sn. 1
NONE

Sch. DB - Pt. B - Sn. 1
NONE

Sch. DB - Pt. D - Sn. 1
NONE

Sch. DB - Pt. D - Sn. 2
NONE

Sch. DL - Pt. 1
NONE

Sch. DL - Pt. 2
NONE

Statement for June 30, 2016 of **THE STANDARD FIRE INSURANCE COMPANY**
SCHEDULE E - PART 1 - CASH

Month End Depository Balances

1 Depository	2 Code	3 Rate of Interest	4 Amount of Interest Received During Current Quarter	5 Amount of Interest Accrued at Current Statement Date	Book Balance at End of Each Month During Current Quarter			9 *
					6 First Month	7 Second Month	8 Third Month	
Open Depositories								
JP Morgan Chase Bank, N.A. New York, NY		0.000	0	0	23,262	0	0	XXX
0199999. Total Open Depositories	XXX	XXX	0	0	23,262	0	0	XXX
0399999. Total Cash on Deposit	XXX	XXX	0	0	23,262	0	0	XXX
0599999. Total Cash	XXX	XXX	0	0	23,262	0	0	XXX

SCHEDULE E - PART 2 - CASH EQUIVALENTS

Show Investments Owned End of Current Quarter

1 Description	2 Code	3 Date Acquired	4 Rate of Interest	5 Maturity Date	6 Book/Adjusted Carrying Value	7 Amount of Interest Due & Accrued	8 Amount Received During Year
------------------	-----------	--------------------	-----------------------	--------------------	-----------------------------------	---------------------------------------	----------------------------------

NONE

QE13